

UNIT: NGHETINH PORT JOINT STOCK COMPANY

ADD: No. 10, Truong Thi Street, Truong Thi Ward, Vinh City, Nghe An Province, Vietnam

TEL: (0238) 3847145 – (0238)3847199

FAX: (0238) 3847142 - E. Mail TCKT @nghetinhport.com.vn

INTERIM FINANCIAL STATEMENTS

(According to Circular No. 200/2014/TT – BTC)

4th Quarter 2024



- Balance Sheet	Form: B 01a - DN
- Income Statement	Form: B 02a - DN
- Cash Flow Statement	Form: B 03a - DN
- Notes to the Financial Statements	Form: B 09a - DN


REPORTS RECEIVER :

BALANCE SHEET
As at 31 December 2024

Code	ASSETS	Note	31/12/2024 VND	01/01/2024 VND
100	A. CURRENT ASSETS		49,965,920,448	57,802,708,451
110	I. Cash and cash equivalents	III.1	12,413,338,128	18,647,780,912
111	1. Cash		7,413,338,128	6,647,780,912
112	2. Cash equivalents		5,000,000,000	12,000,000,000
120	II Short-term financial investments	III.2	4,000,000,000	4,000,000,000
123	1. Held to maturity investments		4,000,000,000	4,000,000,000
130	III Short-term receivables		27,438,555,498	27,164,639,338
131	1. Short-term receivables from customers	III.3	24,286,016,300	27,054,053,567
132	2. Short-term advances to suppliers	III.4	2,344,251,440	824,610,780
136	3. Other short-term receivables	III.5	2,408,131,157	545,528,733
137	4. Provision for short-term doubtful receivables		(1,949,873,250)	(1,609,583,593)
139	5. Shortage of assets awaiting resolution		350,029,851	350,029,851
140	IV. Inventories	III.6	2,929,709,476	1,952,448,331
141	1. Inventories		2,929,709,476	1,952,448,331
150	V. Other short-term assets		3,184,317,346	6,037,839,870
151	1. Short-term prepaid expenses	III.10	646,804,435	698,839,535
152	2. Deductible value added tax		2,537,512,911	4,404,111,596
153	3. Taxes and other payables to State Budget		-	934,888,739
200	B. NON-CURRENT ASSETS		265,447,040,001	251,716,851,936
220	II. Fixed assets		214,337,351,744	202,954,378,213
221	1. Tangible fixed assets	III.8	213,961,351,744	202,482,378,213
222	- Cost		674,726,494,452	633,405,060,894
223	- Accumulated depreciation		(460,765,142,708)	(430,922,682,681)
227	2. Intangible fixed assets	III.9	376,000,000	472,000,000
228	- Cost		875,862,000	875,862,000
229	- Accumulated depreciation		(499,862,000)	(403,862,000.00)
240	IV. Non-current assets in progress		32,530,607,407	36,138,600,676
242	1. Construction in progress	III.7	32,530,607,407	36,138,600,676
250	V. Long-term financial investments		4,860,000,000	4,860,000,000
252	1. Investments in associated companies and joint-ventures		4,860,000,000	4,860,000,000
260	VI. Other non-current assets		13,719,080,850	7,763,873,047
261	1. Long-term prepaid expenses	III.10	13,719,080,850	7,763,873,047
270	TOTAL ASSETS		315,412,960,449	309,519,560,387

BALANCE SHEET
As at 31 December 2024
(continued)

Code	RESOURCES	Note	31/12/2024 VND	01/01/2024 VND
300	C. LIABILITIES		72,665,277,532	68,108,204,505
310	I. Current liabilities		67,965,277,532	50,413,015,881
311	1. Short-term payables to suppliers	III.11	37,953,354,190	14,654,085,668
312	2. Short-term advances from customers	III.12	1,113,750,343	491,754,558
313	3. Taxes and other payables to State Budget	III.13	1,071,082,382	1,084,337,865
314	4. Payables to employees		24,791,192,505	26,139,504,399
	5. Short-term payable		195,754,468	229,210,329
319	6. Other short-term payables	III.14	261,062,579	680,228,053
	7. Short-term borrowings and finance lease liabilities	III.15	1,720,000,000	5,374,000,000
322	8. Bonus and welfare fund		859,081,065	1,759,895,009
330	II. Non-current liabilities		4,700,000,000	17,695,188,624
338	1. Long-term borrowings and finance lease liabilities	III.15	4,700,000,000	17,695,188,624
400	D. OWNER'S EQUITY		242,747,682,917	241,411,355,882
410	I. Owner's equity	III.16	242,747,682,917	241,411,355,882
411	1. Paid-in equity		215,172,000,000	215,172,000,000
411a	- Ordinary shares with voting rights		215,172,000,000	215,172,000,000
418	Investment and development fund		9,789,366,731	4,845,748,399
421	2. Retained earnings		17,786,316,186	21,393,607,483
421a	- Accumulated retained earnings brought forward		829,471,327	-
421b	- Retained earnings of the current year		16,956,844,859	21,393,607,483
440	TOTAL RESOURCES		315,412,960,449	259,106,544,506


Nguyen Thi Thanh Hong
Preparer
Nghe An, 10 January 2025


Nguyen Thi Thanh Hong
Chief Accountant




Bui Kieu Hung
General Director

INCOME STATEMENT

For the period form 01/01/2024 to 31/12/2024

Code	ITEMS	Note	4th Quarter		Accumulated from the beginning of the year to the end of the quarter	
			This year VND	Previous year VND	This year VND	Previous year VND
01	Gross sale of merchandise and services	IV.1	45,133,279,137	59,690,295,605	208,040,982,497	237,256,266,296
02	Less deductions			-		
10	Net sale of merchandise and services		45,133,279,137	59,690,295,605	208,040,982,497	237,256,266,296
11	Cost of goods sold	IV.2	31,317,593,261	45,514,827,233	155,030,636,786	180,906,197,188
20	Gross profit from sales of merchandise and services		13,815,685,876	14,175,468,372	53,010,345,711	56,350,069,108
21	Financial income	IV.3	471,161,016	723,600,757	2,767,307,067	3,384,035,661
22	Financial expenses	IV.4	147,974,520	456,338,656	1,105,264,079	806,275,010
23	In which: Interest expenses		126,726,520	211,758,754	884,478,346	494,489,264
25	Selling expenses			-		
26	General and administrative expense	IV.5	8,370,282,787	8,936,345,333	33,511,747,184	33,697,465,202
30	Net profit from operating activities		5,768,589,585	5,506,385,140	21,160,641,515	25,230,364,557
31	Other income	IV.6	(821,170,219)	566,129,610	190,270,539	1,736,559,122
32	Other expense	IV.7	102,613,390	451,184,641	292,601,826	580,297,532
40	Profit from other activities		(923,783,609)	114,944,969	(102,331,287)	1,156,261,590
50	Net profit before tax		4,844,805,976	5,621,330,109	21,058,310,228	26,386,626,147
51	Current corporate income tax expenses	IV.9	1,008,364,580	1,084,337,865	4,101,465,369	4,993,018,664
60	Net profit after tax		3,836,441,396	4,536,992,244	16,956,844,859	21,393,607,483
70	Basic earnings per share		178	211	788	994


Nguyen Thi Thanh Hong
Preparer
Nghi An, 10 January 2025


Nguyen Thi Thanh Hong
Chief Accountant


Bui Kieu Hung
General Director


CASH FLOW STATEMENT
For the period form 01/01/2024 to 31/12/2024
(Under the indirect method)


Code	ITEMS	Note	Accumulated from the beginning of the year to the end of this quarter	
			This year	Previous year
			VND	VND
I. CASH FLOWS FROM OPERATING ACTIVITIES				
01	1. Pre-tax profits		21,058,310,228	26,386,626,147
	2. Adjustments for		28,625,779,423	24,197,171,687
02	- Depreciation and amortization		29,938,460,027	27,480,726,927
03	- Provisions		340,289,657	(64,560,939)
04	- Foreign exchange difference (gain)/loss from revaluation of monetary items denominated in foreign currency		73,716,642	(829,471,327)
05	- (Gain)/loss from investing activities		(2,611,165,249)	(2,884,012,238)
06	- Interest expenses		884,478,346	494,489,264
08	3. Operating profit before movements in working capital		49,684,089,651	50,583,797,834
09	- Decrease/(Increase) in receivables		10,057,514,321	1,393,778,235
10	- Decrease/(Increase) in inventories		(887,238,660)	(54,931,298)
11	- (Decrease)/Increase in payable (excluding interest payable, corporate income tax payable)		(151,660,810)	(21,784,626,106)
12	- Decrease/(Increase) in prepaid expense		(2,955,207,803)	2,162,084,014
14	- Interest paid		(884,478,346)	(425,434,619)
15	- Corporate income tax paid		(4,177,438,654)	(4,797,656,500)
16	- Other cash inflows from operating activities		-	-
17	- Other cash outflows from operating activities		(2,124,508,300)	(3,611,394,191)
20	Net cash from operating activities		48,561,071,399	23,465,617,269
II. CASH FLOWS FROM INVESTING ACTIVITIES				
21	1. Acquisition of fixed assets and other long-term assets		(24,852,864,223)	(36,645,299,084)
22	2. Proceeds from fixed assets and long-term assets disposal		9,090,909	589,759,727
23	3. Cash outflow for lending, buying debt instruments of other companies		(4,000,000,000)	-
24	4. Cash recovered from lending, selling debt instruments of other companies		4,000,000,000	14,121,665,753
27	5. Interest income, dividend and profit paid		1,914,361,740	2,090,197,238
30	Net cash from investing activities		(22,929,411,574)	(19,843,676,366)


CASH FLOW STATEMENT
For the period form 01/01/2024 to 31/12/2024
(Under the indirect method)

Code	ITEMS	Note	Accumulated from the beginning of the year to the end of this quarter	
			This year	Previous year
			VND	VND
III. CASH FLOWS FROM FINANCING ACTIVITIES				
33	1. Proceeds from borrowings		4,686,128,000	34,823,312,870
34	2. Payments for the loan principal		(23,904,681,131)	(11,754,124,246)
36	3. Dividends, profits distributed to owners		(12,721,266,120)	(12,264,804,000)
40	Net cash flow from financial activities		(31,939,819,251)	10,804,384,624
50	Net cash flow in the accounting period		(6,308,159,426)	14,426,325,527
60	Cash and cash equivalents at the beginning of the year	III.1	18,647,780,912	3,967,965,911
61	Effect from changing foreign exchange rate		73,716,642	253,489,474
70	Cash and cash equivalents at end of period	III.1	12,413,338,128	18,647,780,912




Nguyen Thi Thanh Hong
Preparer
Nghe An, 10 January 2025


Nguyen Thi Thanh Hong
Chief Accountant


Bui Kieu Hung
General Director

NOTES TO THE FINANCIAL STATEMENTS
For the period form 01/01/2024 to 31/12/2024

I. GENERAL INFORMATION

1. Structure of ownership

Nghetinh Port Joint Stock Company was converted from Nghetinh Port Single-member Limited Liability Company according to Decision No. 749/NQ-HHVN dated 19 March 2014, issued by the Board of Members of Vietnam Maritime Corporation. The Company was officially transformed into the Nghe An Port Joint Stock Company under the Business Registration Certificate for Joint Stock Companies No.2900325068 issued by the Nghe An Province Department of Planning and Investment for the first time on 31 December 2009, adjusted for the 5th time on 30 May 2023.

The Company's head office is located at: No.10, Truong Thi Street, Truong Thi Ward, Vinh City, Nghe An Province, Vietnam.

The Company's charter capital under the Bussiness Registration Certificate is VND 215,172,000,000, actual contributed charter capital as at 31 December 2024 was VND 215,172,000,000; equivalent to 21,517,200 shares with a par value of VND 10,000 per share.

The number of employees as at 31 December 2024 was : 393 people.

2. Business lines and principal activities

The principal activities of the Company is cargo handling services

3. Business sectors

The principal activities of the Company include:

- Cargo handling services. Details: freight forwarding and warehousing services;
- Warehouse management and storage services. Details: operation of storage facilities and bonded warehouses;
- Coastal and ocean freight transport. Details: Waterway freight transportation;
- Other Supporting Services Related to Transportation. Details: Pilotage services, towing of sea vessels, guidance, and inspection of ships operating in port areas; Maritime rescue and salvage services; Marine services, cargo collection;
- Real estate business, ownership, utilization, or leasing of land use rights. Details: Construction and leasing of office spaces.

Corporate structure

The Company has two dependent branches as follows:

	Address	Main business activities
Cua Lo Stevedoring Enterprise	Nghe An	Cargo handling and warehouse leasing.
Ben Thuy Stevedoring Enterprise	Nghe An	Cargo handling and warehouse leasing.

II. APPLICABLE ACCOUNTING STANDARDS AND POLICIES

1. Accounting period and accounting currency

The Company's financial year begins on 1 January and ends on 31 December of the calendar year.

The financial statements are presented in Vietnamese Dong (VND)

2. Applicable Accounting Standards and Policies

Applicable Accounting Policies

The Company applies accounting standards and the Vietnamese Corporate Accounting System, issued under Circular No.200/2014/TT-BTC dated 22 December 2014 of the Ministry of Finance guiding the Corporate Accounting System, Circular No.53/2016/TT-BTC dated 21 March 2016, amending and supplementing certain provisions of Circular No.200/2014/TT-BTC of the Ministry of Finance

Declaration of Compliance with Accounting Standards and Policies

The Company applies Vietnamese Accounting Standards and supplementary documents issued by the State. Financial Statements are prepared and presented in accordance with regulations of each standard and supplementary document as well as with current Accounting Standards and Accounting System.

3. Financial Instruments

Initial recognition

Financial assets

Financial assets of the Company include cash, cash equivalents, trade receivables, other receivables, lending loans, long-term and short-term investments. At initial recognition, financial assets are identified by purchasing price/issuing cost plus other expenses directly related to the purchase and issuance of those assets.

Financial liabilities

Financial liabilities of the Company include borrowings, trade payables, other payables and accrued expenses. At initial recognition, financial liabilities are determined by issuing price plus other expenses directly related to the issuance of those liabilities.

Subsequent measurement after initial recognition

There are currently no regulations on the revaluation of financial instruments after initial recognition.

4. Foreign currency transactions

The foreign currency transactions during the year are translated into Vietnam Dong using the real exchange rate ruling at the transaction date. Real exchange rates are determined under the following principles:

- When recording receivables, applying the bid rate of the commercial bank stipulated by the Company for customers to make payment at the transaction time;
- When recording payables, applying the offer rate of the commercial bank where the Company expects to conduct transactions at the transaction time;
- When purchasing assets or paying immediately in foreign currency, applying the bid rate of the commercial bank where the Company makes payments.

Real exchange rate when revaluating monetary items denominated in foreign currencies at the reporting date of Financial Statements is determined under the following principles:

- For asset accounts, applying the bid rate of the commercial bank where the Company regularly conducts transaction;
- For foreign currency deposited in bank, applying the bid rate of the bank where the Company opens its foreign currency accounts;
- For liability accounts, applying the offer rate of the commercial bank where the Company regularly conducts transaction.

All exchange differences arising from foreign currency transactions in the year and from revaluation of remaining foreign currency monetary items at the end of the year are recorded immediately to operating results of the accounting period. In which, the exchange rate difference profit due to revaluation of the ending balance of foreign currency items is not used to distribute profits or dividends.

5. Cash and cash equivalents

Cash comprises cash on hand, demand deposits and monetary gold held as a reserve asset, exclusive of the gold classified as

Cash equivalents are short-term investments with the maturity of not over than 3 months from the date of investment, that are highly liquid and readily convertible into known amount of cash and that are subject to an insignificant risk of conversion into cash.

6. Financial investments

Investments held to maturity comprise term deposits (including treasury bills and promissory notes), bonds, preference shares which the issuer is required to repurchase at a certain time in the future and loans, etc. held to maturity to earn profits periodically and other held to maturity investments.

Investments in subsidiaries, joint ventures or associates are initially recognized at original cost. After initial recognition, the value of these investments is measured at original cost less provision for devaluation of investments.

Provision for devaluation of investments is made at the end of the year as follows:

- With regard to investments in subsidiaries, joint ventures or associates and investments in other units: the provisions shall be made when the investee incurs a loss, based on the financial statements of the associate at the time the provision is made.
- With regard to investments held to maturity: the provision for doubtful debts shall be made based on the recovery capacity in accordance with statutory regulations.

7. Receivables

The receivables shall be recorded in details in terms of due date, entities receivable, types of currency and other factors according to requirements for management of the Company. Receivables are classified as short-term and long-term on the financial statements based on the remaining term of the receivables at the reporting date.

The provision for doubtful debts is made for receivables that are overdue under an economic contract, a loan agreement, a contractual commitment or a promissory note and for receivables that are not due but difficult to be recovered. Accordingly, the provisions for overdue debts shall be based on the due date stipulated in the initial sale contract, exclusive of the debt rescheduling between contracting parties and the case where the debts are not due but the debtor is in bankruptcy, in dissolution, or missing and making fleeing.

8. Inventories

Inventories are initially recognized at original cost including purchase price, processing cost and other costs incurred in bringing the inventories to their location and condition at the time of initial recognition. After initial recognition, at the reporting date, inventories are stated at the lower of cost and net realizable value.

The cost of inventory is calculated using weighted average method.

Inventory is recorded by perpetual method.

Provision for devaluation of inventories made at the end of the year is based on the excess of original cost of inventory over their net realizable value.

9. Fixed assets, Finance lease fixed assets

Fixed assets (tangible and intangible) are initially stated at the historical cost. During the using time, fixed assets (tangible and intangible) are recorded at cost, accumulated depreciation and carrying amount.

Fixed assets are depreciated (amortised) using the straight-line method over their estimated useful lives as follows:

- Buildings, structures	05 - 50	years
- Machinery, equipment	05 - 15	years
- Vehicles, Transportation equipment	05 - 20	years
- Office equipment and furniture	03 - 05	years
- Other fixed assets	03 - 10	years
- Management software	03 - 05	years

10. Construction in progress

Construction in progress includes fixed assets which is being purchased and constructed as at the balance sheet date and is recognised in historical cost. This includes costs of construction, installation of equipment and other direct costs.

11. Operating lease

Operating leases is fixed asset leasing in which a significant portion of the risks and rewards of ownership are retained by the lessor. Payments made under operating leases are charged to income statement on a straight-line basis over the period of the lease.

12. Prepaid expenses

The expenses incurred but related to operating results of several accounting periods are recorded as prepaid expenses and are allocated to the operating results in the following accounting periods.

The calculation and allocation of long-term prepaid expenses to operating expenses in each accounting period should be based on the nature of those expenses to select a reasonable allocation method and criteria.

The Company's prepaid expenses include:

- Tools and equipment include assets held by the Company for use in the normal course of business, with the original cost of each asset being less than 30 million VND, and therefore not meeting the criteria for recognition as fixed assets according to current regulations. The original cost of tools and equipment is allocated using the straight-line method over a period of 1 to 3 years.
- Other prepaid expenses are recognized at cost and are allocated using the straight-line method over their useful life, which ranges from 2 to 3 years.

13. Payables

The payables shall be recorded in details in terms of due date, entities payable, types of currency and other factors according to the requirements for management of the Company. Payables are classified as short-term and long-term on the financial statements based on the remaining term of the payables at the reporting date.

14. Borrowings

Borrowings shall be recorded in details in terms of lending entities, loan agreement and terms of borrowings

15. Borrowing costs

Borrowing costs are recognized as operating expenses in the year, in which it is incurred excepting those which are directly attributable to the construction or production of a qualifying asset are capitalized as part of the cost of that asset in accordance with VAS No. 16 "Borrowing costs". Besides, regarding borrowings serving the construction of fixed assets and investment properties, the interests shall be capitalized even when the construction duration is under 12 months.

16. Accrued expenses

Accrued expenses include payables to goods or services received from the suppliers or provided for the customers during the reporting year, but the payments for such goods or services have not been made and other payables which are recorded as operating expenses of the reporting year.

The recording of accrued expenses as operating expenses during the year shall be carried out under the matching principle between revenues and expenses during the year. Accrued expenses are settled with actual expenses incurred. The difference between accrued and actual expenses is reverted.

17. Owner's equity

Owner's equity is stated at actually contributed capital of owners.

Retained earnings are used to present the Company's operating results (profit, loss) after corporate income tax and profit appropriation or loss handling of the Company. Net profit can be distributed to investors based on capital contribution rate after being approved by General Meeting of Shareholders and after being appropriated to funds in accordance with the Company's Articles of Incorporation and Vietnamese statutory requirements.

The Company's retained earnings is distributed to other funds according to recommendation of the Board of Management and approval of shareholders at annual General Meeting of Shareholders:

- Development and Investment funds: The fund is reserved for the purpose of business expansion or in depth Investment.
- Bonus and welfare fund and bonus for the Board of Directors: The fund is reserved for the purpose of bonus, material incentives, common benefit and increasing welfare for employees and presented as a liability on the Statement of Financial position.

Dividends to be paid to shareholders are recognised as a payable in Statement of Financial position after the announcement of dividend payment from the Board of Management and announcement of cut-off date for dividend payment of Vietnam Securities Depository Center.

18. Revenue

Rendering of services

Revenue from rendering of services shall be recognised when all the following conditions have been satisfied:

- The amount of the revenue can be measured reliably;
- It is probable that the economic benefits associated with the transaction will flow to the Company;
- The stage of the completion of the transaction at the end of the reporting period can be measured reliably; and
- The costs incurred for the transaction and the costs to complete the transaction can be measured reliably.

The stage of the completion of the transaction may be determined by evaluating the volume of work performed.

Revenue from operating lease

Revenue from operating lease mainly includes: ..., which are charged to income statement on a straight-line basis over the period of the leases under leasing contract.

Financial income

Revenue arising from the use by the others of the Company's assets yielding interest, royalties and dividends shall be recognised when:

- It is probable that the economic benefits associated with the transaction will flow to the Company; and
- The amount of the revenue can be measured reliably.

Dividend income shall be recognised when the Company's right to receive dividend is established.

19. Cost of goods sold

The recognition of cost of goods sold is matched against revenue in the period and complies with the prudence principle.

20. Financial expenses

Items recorded into financial expenses comprise:

- Borrowing costs;
 - Losses from the disposal and transfer of short-term securities, transaction cost of selling securities;
- The above items are recorded by the total amount arising in the year without offsetting against financial income.

21. Corporate income tax

a) Current corporate income tax expenses

Current corporate income tax expenses are determined based on taxable income during the year and current corporate income tax rate.

b) Current corporate income tax rate:

The Company applies the corporate income tax rate of 20% for the operating activities which has taxable income for the fiscal year ended as at 31 December 2024.

22. Earnings per share

Basic earnings per share are calculated by dividing net profit or loss after tax for the year attributable to ordinary shareholders of the Company (after adjusting for the bonus and welfare fund and allowance for Board of Directors) by the weighted average number of ordinary shares outstanding during the year.

23. Related Parties

The parties are regarded as related parties if that party has the ability to control or significantly influence the other party in making decisions about the financial policies and activities. The Company's related parties include:

- Companies, directly or indirectly through one or more intermediaries, having control over the Company or being under the control of the Company, or being under common control with the Company, including the Company's parent, subsidiaries and associates;
- Individuals, directly or indirectly, holding voting power of the Company that have a significant influence on the Company, key management personnel including directors and employees of the Company, the close family members of these individuals;
- Enterprises that the above-mentioned individuals directly or indirectly hold an important part of the voting power or have significant influence on these enterprises.

In considering the relationship of related parties to serve for the preparation and presentation of Financial Statements, the Company should consider the nature of the relationship rather than the legal form of the relationship.

24. Segment information

Because the Company's main business activity is cargo handling services arising in Vietnam, the Company does not prepare segment reports by business segment and geographical segment.

III. NOTES TO THE BALANCE SHEET

1. Cash and cash equivalents

	12/31/2024	01/01/2024
	VND	VND
- Cash on hand	6,537,118	11,073,729
- Demand deposits	7,406,801,010	6,636,707,183
- Cash equivalents	5,000,000,000	12,000,000,000
Total	12,413,338,128	18,647,780,912

2. Financial investments

a) Held to maturity investments

	31/12/2024		01/01/2024	
	Cost	Provision	Cost	Provision
	VND	VND	VND	VND
Short-term investments				
- Term deposits	4,000,000,000	-	4,000,000,000	-
Total	4,000,000,000	-	4,000,000,000	-

As of 31 December 2024, investments held to maturity are term deposits from 03 months to 12 months with a value of VND 4,000,000,000 deposited at joint stock commercial banks with interest rates from 1.2%/year to 4.2%/year.

b) Investment in associates.

	12/31/2024		1/1/2024	
	Cost	Provision	Cost	Provision
	VND	VND	VND	VND
Cua Lo Port Tugboat and Maritime Service Joint Stock Company	4,860,000,000	-	4,860,000,000	-
Total	4,860,000,000	-	4,860,000,000	-

Details of the Company's associated investment companies as at 31 December 2024 are as follows:

Name of Investment Company	Place of Incorporation and operation	Interest rate	Voting share ratio	Principal activities
Cua Lo Port Tugboat and Maritime Service Joint Stock Company	Nghe An	36.00%	36.00%	Transport and ship towing business

3. Short-term trade receivables

	31/12/2024		01/01/2024	
	Value	Provision	Value	Provision
	VND	VND	VND	VND
a) Trade receivables detailed by customers with large account balances				
- Nam Trung Bo Mineral Investment Joint Stock Company	1,022,777,590	(1,022,777,590)	1,022,777,590	(1,022,777,590)
- Dong Duong Logistics Joint Stock Company	3,748,606,711	-	3,139,981,200	-
- GLS Shipping Joint Stock Company	3,375,029,458	-	2,303,162,580	-
- Cua Lo Port Company Limited	616,908,390	-	2,287,688,972	-
- Mekong International Logistics Co., Ltd	6,214,501,642	-	11,127,386,366	-
- Others trade receivables	9,308,192,509	(577,065,809)	7,173,056,859	(586,806,003)
Total	24,286,016,300	(1,599,843,399)	27,054,053,567	(1,609,583,593)

4. Prepayment to suppliers

	31/12/2024		01/01/2024	
	Value	Provision	Value	Provision
	VND	VND	VND	VND
- Hai Ha Lifting Equipment Joint Stock Company	-	-	152,815,740	-
- Viet Phat Technology and Construction Joint Stock Company	300,000,000	-	300,000,000	-
- RSM Vietnam Auditing & Consulting Company Limited	189,000,000	-	140,000,000	-
- Development constructional and Commerce Company Limited	1,456,800,000	-	300,000,000	-
- Other prepayme	398,451,440	-	231,795,040	-
Total	2,344,251,440	-	824,610,780	-



5. Other receivables

	31/12/2024		01/01/2024	
	Value	Provision	Value	Provision
	VND	VND	VND	VND
- Receivables from interest of deposit, loan	78,750,000	-	84,208,333	-
- Advances	142,670,000	-	172,000,000	-
- Social Insurance Receivables	305,897,127	-	-	-
- Personal Income Tax Receivables	1,281,054,502	-	-	-
- Union Dues Receivables	175,648,000	-	255,648,000	-
- Other receivables	424,111,528	-	33,672,400	-
Total	2,408,131,157	-	545,528,733	-

6. Inventories

	31/12/2024		01/01/2024	
	Cost	Provision	Cost	Provision
	VND	VND	VND	VND
- Raw material	2,627,806,452	-	1,604,218,592	-
- Tools, supplies	301,903,024	-	348,229,739	-
Total	2,929,709,476	-	1,952,448,331	-

7. Construction in progress

	31/12/2024	01/01/2024
	VND	VND
- Investment Project for a 40-ton Pedestal Crane No. 3.	-	177,777,778
- Warehouse No.4, Cua Lo Loading and Unloading Enterprise	-	30,556,831,231
- Area 4C, Cua Lo Loading and Unloading Enterprise	-	5,399,991,667
- 02 Fixed Base Cranes	29,076,064,815	-
- Repairment of Warehouse No.1, Cua Lo Loading and Unloading Enterprise	3,351,950,000	-
- Other projects	102,592,592	4,000,000
Total	32,530,607,407	36,138,600,676

Nghetinh Port Joint Stock Company

No. 10, Truong Thi Street, Truong Thi Ward, Vinh City, Nghe An Province, Vietnam

Interim Financial Statements

For the period form 01/01/2024 to 31/12/2024

8. Tangible fixed assets

	Buildings, structures	Machinery, equipment	Transportation, transmission vehicles	Office equipments	Other tangible fixed assets	Total
	VND	VND	VND	VND	VND	VND
Cost						
01/01/2024	308,677,102,457	16,237,845,130	288,324,420,371	986,239,545	19,179,453,391	633,405,060,894
- Acquisition	-	-	-	-	-	-
- Completed construction investment	37,602,909,091	-	3,628,724,467	89,800,000	-	41,321,433,558
- Liquidation, disposal	-	-	-	-	-	-
31/12/2024	346,280,011,548	16,237,845,130	291,953,144,838	1,076,039,545	19,179,453,391	674,726,494,452
Accumulated depreciation						
01/01/2024	268,070,638,146	13,469,696,125	133,184,102,425	792,862,164	15,405,383,821	430,922,682,681
- Depreciation	7,761,662,682	370,615,992	19,509,587,215	93,782,280	2,106,811,858	29,842,460,027
- Other						
- Liquidation, disposal						
31/12/2024	275,832,300,828	13,840,312,117	152,693,689,640	886,644,444	17,512,195,679	460,765,142,708
Net book value						
01/01/2024	40,606,464,311	2,768,149,005	155,140,317,946	193,377,381	3,774,069,570	202,482,378,213
31/12/2024	70,447,710,720	2,397,533,013	139,259,455,198	189,395,101	1,667,257,712	213,961,351,744

9. Intangible fixed assets

	Land use rights	Publishing rights	Copyright, patent	Computer software	Others	Total
	VND	VND	VND	VND	VND	VND
Cost						
01/01/2024	-	-	-	875,862,000	-	875,862,000
- Acquisition	-	-	-	-	-	-
- Completed construction investment	-	-	-	-	-	-
- Liquidation, disposal	-	-	-	-	-	-
31/12/2024	-	-	-	875,862,000	-	875,862,000
Accumulated depreciation						
01/01/2024	-	-	-	403,862,000	-	403,862,000
- Depreciation for the year	-	-	-	96,000,000	-	96,000,000
- Liquidation, disposal	-	-	-	-	-	-
31/12/2024	-	-	-	499,862,000	-	499,862,000
Net book value						
01/01/2024	-	-	-	472,000,000	-	472,000,000
31/12/2024	-	-	-	376,000,000	-	376,000,000

10. Prepaid Expenses

	<u>31/12/2024</u>	<u>01/01/2024</u>
	VND	VND
a) Short-term prepaid expenses		
- Tools and instruments	19,621,214	270,149,936
- Other short-term prepaid expenses	627,183,221	428,689,599
Total	646,804,435	698,839,535
b) Long-term prepaid expenses		
- Allocation of dredging costs for the water area in front of Cua Lo Port.	702,519,187	2,388,565,231
- Fixed asset repair expenses	12,200,918,848	2,415,957,205
- Tools and instruments	111,789,001	2,766,094,085
- Other long-term prepaid expenses	703,853,814	193,256,526
Total	13,719,080,850	7,763,873,047

11. Short-term trade payable

	<u>31/12/2024</u>		<u>01/01/2024</u>	
	<u>Amount</u>	<u>Ability-to-pay amount</u>	<u>Amount</u>	<u>Ability-to-pay amount</u>
	VND	VND	VND	VND
a) Trade payables detailed by suppliers with large account balances				
- Viet Thanh Minerals Joint Stock Company	460,443,960	460,443,960	1,158,315,120	1,158,315,120
- Hai Phong Lifting Equipment Co., LTD	30,700,000,000	30,700,000,000	-	-
- Ha Thanh Mechanics and Construction Joint Stock Company	-	-	3,144,060,079	3,144,060,079
- Vu Linh Auto Joint Stock Company	-	-	3,430,000,000	3,430,000,000
- 124 Construction Co., LTD	2,807,563,000	2,807,563,000	-	-
- 569 Investment and Construction Joint Stock	1,976,189,000	1,976,189,000	-	-
- Others	2,009,158,230	2,009,158,230	6,921,710,469	6,921,710,469
Total	37,953,354,190	37,953,354,190	14,654,085,668	14,654,085,668

12. Prepayment from customers

	<u>12/31/2024</u>	<u>1/1/2024</u>
	VND	VND
- CLIO Shipping and Logistics Vietnam Co.LTD	118,624,746	-
- FRESCOL TUNA (Vietnam) Co., LTD	468,585,000	-
- Quynh Trung Agricultural One Member Co.LTD	-	151,873,920
- Anh Tuan Ngoc Co.LTD	150,827,330	-
- Hoa Phuong Nam Transsport Services Trading Co.LTD	110,484,000	-
- MIKA Minerals Investment JSC	-	184,140,000
- Other Prepaid Customers	265,229,267	155,740,638
Total	1,113,750,343	491,754,558



Nghe Tinh Port Joint Stock Company

No. 10, Truong Thi Street, Truong Thi Ward, Vinh City, Nghe An Province, Vietnam

Interim Financial Statements
For the period from 01/01/2024 to 31/12/2024

13. Tax and payables from State Budget

Taxes and other payables to State Budget

	01/01/2024	Amount payable in year	Amount paid/ offset in year	31/12/2024
	VND	VND	VND	VND
- Value Added Tax (VAT)	-	488,193,313	488,193,313	-
- Corporation Income Tax	1,084,337,865	4,101,465,369	4,177,438,654	1,008,364,580
- Personal income tax	-	2,051,793,960	1,989,076,158	62,717,802
- Land and housing tax, land rental	-	2,163,772,629	2,163,772,629	-
	1,084,337,865	8,805,225,271	8,818,480,754	1,071,082,382

Tax and Receivables

	01/01/2024	Tax payable in the year	Tax paid in the year	31/12/2024
	VND	VND	VND	VND
- Personal Income Tax	7,557,613	7,557,613	-	-
- Land & housing tax, land rental charges	927,331,126	927,331,126	-	-
- Fees, charges and other payables	-	193,606,654	193,606,654	-
	934,888,739	1,128,495,393	193,606,654	-

Nghe Tinh Port Joint Stock Company

No. 10, Truong Thi Street, Truong Thi Ward, Vinh City, Nghe An Province, Vietnam

Interim Financial Statements

For the period from 01/01/2024 to 31/12/2024

14. Other short-term payables

	31/12/2024	01/01/2024
	VND	VND
- Trade Union fees	123,075,800	236,513,982
- Other payables	137,986,779	443,714,071
Total	261,062,579	680,228,053

15. Borrowings and finance lease liabilities

	12/31/2024		During the period		1/1/2024	
	Amount	Ability - to - pay amount	Increase	Decrease	Amount	Ability - to - pay amount
	VND	VND	VND	VND	VND	VND
a. Short-term loans	1,720,000,000 0	1,720,000,000	12,629,492,507	8,975,492,507	5,374,000,000	5,374,000,000
- Joint Stock Commercial Bank	1,720,000,000	1,720,000,000	12,629,492,507	8,975,492,507	5,374,000,000	5,374,000,000
For Foreign Trade Of Vietnam - Vinh branch						
b. Long-term loans	4,700,000,000	4,700,000,000	-	12,995,188,624	17,695,188,624 -	17,695,188,624
Over 1 year to 5 years						
- Joint Stock Commercial Bank	4,700,000,000	4,700,000,000	-	12,995,188,624	17,695,188,624	17,695,188,624
For Foreign Trade Of Vietnam - Vinh branch						
Total	6,420,000,000 0	6,420,000,000	12,629,492,507	21,970,681,131 0	23,069,188,624	23,069,188,624

16. Owner's equity

a) Reconciliation of Changes in Equity

	Owner's equity	Investment and Development funds	Retained earnings after tax	Total
	VND	VND	VND	VND
Beginning balance of	215,172,000,000	2,374,003,376	19,223,027,923	236,769,031,299
Gain in previous year	-	-	10,026,052,135	10,026,052,135
Profit distribution	-	2,471,745,023	(6,958,223,923)	(4,486,478,900)
Ending balance of previous year	215,172,000,000	4,485,748,399	22,290,856,135	242,308,604,534
Beginning balance of current year	215,172,000,000	4,485,748,399	21,393,607,483	241,411,355,882
Gain/(loss) of this year	-	-	16,956,844,859	16,956,844,859
Profit distribution	-	4,943,618,332	(20,564,136,156)	(15,620,517,824)
Ending balance of this year	215,172,000,000	9,429,366,731	17,786,316,186	242,747,682,917

b) Detail of owners' equity

	31/12/2024	Rate	01/01/2024	Rate
	VND	(%)	VND	(%)
Vietnam Maritime Corporation JSC	109,737,720,000	51.00%	109,737,720,000	51.00%
Tuan Loc Commodities Co.LTD	45,941,560,000	21.35%	45,941,560,000	21.35%
Other share holders	59,492,720,000	27.65%	59,492,720,000	27.65%
Total	215,172,000,000	100%	215,172,000,000	100%

c) Shares

	31/12/2024	01/01/2024
	VND	VND
Quantity of Authorized issuing shares	21,517,200	21,517,200
Quantity of issued shares and full capital contribution	21,517,200	21,517,200
- Common shares	21,517,200	21,517,200
Quantity of outstanding shares in circulation	21,517,200	21,517,200
- Common shares	21,517,200	21,517,200
Par value per share (VND)	10,000	10,000

d) Company funds

	12/31/2024	1/1/2024
	VND	VND
Development & Investment Fund	9,789,366,731	4,485,748,399
	9,789,366,731	4,485,748,399

17. Off balance sheet items

Foreign currencies	12/31/2024	1/1/2024
	USD	USD
USD	346,127.14	32,444.48
Total	346,127.14	32,444.48

IV. SUPPLEMENTARY INFORMATION FOR ITEMS PRESENTED IN THE STATEMENT OF PROFIT OR LOSS

1. Revenues

	This period	Previous period
	VND	VND
Revenue from providing services at Ben Thuy Loading and Unloading Enterpr	199,197,767,313	226,436,928,200
Revenue from rendering of services	8,170,643,519	10,819,338,096
Revenue from providing services at the office	672,571,665	-
Total	208,040,982,497	237,256,266,296

2. Cost of goods sold

	This period	Previous period
	VND	VND
Cost of goods sold at Cua Lo Loading and Unloading Enterprise	143,208,222,547	169,938,505,895
Cost of goods sold at Ben Thuy Loading and Unloading Enterprise	11,822,414,239	10,967,691,293
Total	155,030,636,786	180,906,197,188

3. Financial Revenues

	This period	Previous period
	VND	VND
Interest on deposits	366,361,740	918,872,511
Dividends and profits paid	1,548,000,000	1,375,380,000
Realized foreign exchange differences gain	779,228,685	260,311,823
Unrealized foreign exchange differences gain	73,716,642	829,471,327
Total	2,767,307,067	3,384,035,661

4. Financial Expenses

	This period	Previous period
	VND	VND
Interest expenses	884,478,346	494,489,264
Realized foreign exchange differences loss	220,785,733	311,785,746
Total	1,105,264,079	806,275,010

5. General & administration expenses

	This period	Previous period
	VND	VND
Management cost	13,421,979,456	15,274,135,907
Tools cost	726,481,593	1,958,735,597
Fixed assets depreciation	650,148,486	680,842,900
Provision expenses/ Reversal of provision expenses	340,289,657	(64,560,939)
Tax, Charge, Fee	418,187,754	171,580,951
Outside purchasing services cost	3,237,839,678	4,203,428,706
Other costs	14,716,820,560	11,473,302,080
Total	33,511,747,184	33,697,465,202

6. Other income

	This period	Previous period
	VND	VND
Income from disposal and liquidation of fixed assets.	-	589,759,727
Others	190,270,539	1,146,799,395

Total	190,270,539	1,736,559,122
7. Other expenses	This period	Previous period
	VND	VND
Tax Administrative Penalties	101,043,669	127,112,693
Donation Expenses	-	150,000,000
Others	191,558,157	303,184,839
Total	292,601,826	580,297,532
8. Factor cost	This period	Previous period
	VND	VND
Goods, raw materials cost	29,938,460,027	32,584,535,798
Labor cost	76,109,744,500	90,688,753,839
Fixed asset depreciation	29,938,460,027	27,480,726,927
Outside purchasing cost	29,324,500,421	45,913,536,980
Other cost	23,231,218,995	17,936,108,846
Total	188,542,383,970	214,603,662,390
9. Current Corporate Income Tax	This period	Previous period
	VND	VND
Total profit before tax	21,058,310,228	26,386,626,147
Adjustment for taxable income	1,070,733,262	379,112,693
- <i>Remuneration of non-executive members of the Board of Directors and the Supervisory Board</i>	461,677,419	252,000,000
- <i>Ineligible Expenses.</i>	609,055,843	127,112,693
Assessable income	1,621,716,642	2,204,851,327
- <i>Dividends and profits distributed.</i>	1,548,000,000	1,375,380,000
- <i>Foreign exchange gains from year-end revaluation.</i>	73,716,642	829,471,327
Taxable income	20,507,326,848	24,560,887,513
Corporate Income Tax Expense based on the taxable income of the current yea	4,101,465,370	4,912,177,502
Current corporate income tax expense (tax rate 20%)	4,101,465,370	4,912,177,502
Additional Corporate Income Tax due to adjustment of risky invoices	-	80,841,162
Current Corporate Income Tax expense payable for the period.	4,101,465,370	4,993,018,664
Tax payable at the beginning of year	1,084,337,865	888,975,701
Tax paid in the year	4,177,438,655	4,797,656,500
Corporate income tax payable at the end of the year	1,008,364,580	1,084,337,865

10. Transactions and balances with related parties.

The list and relationships between the related parties and the Company are as follow:

Related parties	Relationship
Vietnam Maritime Corporation - JSC	Parent company
Tuan Loc Commodities Co.LTD	Major shareholder
Cua Lo Port Tugboat and Maritime service JSC	Associated company
International Shipping and Labour Cooperation JSC - Nghe An Branch	Same parent company
VIMC Shipping Company	Branch of parent company

In addition to the information about related parties presented in the notes above, the Company also has transactions with related parties that occurred during the year as follows:

	From 01/01/2024 to 31/12/2024	From 01/01/2023 to 31/12/2023
	VND	VND
Sale of merchandises and services	3,824,801,786	1,921,542,277
- International Shipping and Labour Cooperation JSC - Nghe An Branch	822,056,650	380,657,242
- Cua Lo Port Tugboat and Maritime service JSC	270,564,659	282,997,817
- VOSA Corporation - VOSA Ben Thuy	2,548,541,272	1,106,751,066
- VIMC Shipping Company	183,639,205	151,136,152

Balance at the beginning of the year and the end of the period

	12/31/2024	1/1/2024
	VND	VND
Receivable	70,680,540	92,601,343
- International Shipping and Labour Cooperation JSC - Nghe An Branch		
- VIMC Shipping Company		69,740,978
- Cua Lo Port Tugboat and Maritime service JSC	70,680,540	22,860,365

Compensation of Key Management Personnel.

	Title	From 01/01/2024 to 31/12/2024	From 01/01/2023 to 31/12/2023
		VND	VND
			3,393,992,000
- Mr. Le Doan Long	Chairman of the BOD	769,631,000	697,623,000
- Mr. Bui Kieu Hung	Director	703,002,000	712,975,000
- Mr. Nguyen Thac Hoai	BOD Member	148,280,000	76,500,000
- Mr. Nguyen Hong Son	BOD Member	148,280,000	76,500,000
- Tran Thi Huong	BOD Member	14,677,419	-
- Mr. Tran Van Dat	Deputy General Director	456,233,484	631,904,000
- Mr. Tran Nam Hai	Deputy General Director	462,848,000	492,495,000
- Mr. Nguyen Danh Hai	Deputy General Director	462,548,000	489,695,000
- Ms. Phan Thi Nhi Ha	Head of Supervisory Board (new term)	68,000,000	-
- Ms. Nguyen Thi Minh Thu	Head of Supervisory Board (dismissed from 15/04/2024)	72,110,000	80,100,000
- Ms. Nguyen Ngoc Thuy Dung	Member of Supervisory Board	124,610,000	68,100,000
- Mr. Nguyen The Tien	Member of Supervisory Board	124,610,000	68,100,000

Nguyen Thi Thanh Hong
Preparer
Nghe An, 10 January 2025

Nguyen Thi Thanh Hong
Chief Accountant



Bui Kieu Hung
Director