

**HAIPHONG THERMAL POWER  
JOINT STOCK COMPANY**

Số: 9467/NDHP-TCKT

**SOCIALIST REPUBLIC OF VIET NAM  
Independence - Freedom - Happiness**

Hai Phong, March 31, 2025

Re: disclosure of information and  
explanation of the 2024 financial statement  
indicators after the audit.

To:

- State Securities Commission;
- Hanoi Stock Exchange.

Based on Circular No. 96/2020/TT-BTC dated November 16, 2020, issued by the Ministry of Finance, providing guidelines on information disclosure in the securities market.

Hai Phong Thermal Power Joint Stock Company would like to announce information and provide an explanation of the 2024 financial statement indicators after the audit as follows:

**I. Disclosure of the 2024 Financial Statements after the audit:**

**1. Company Name:** Hai Phong Thermal Power Joint Stock Company

- **Stock Code:** HND

- **Head Office:** Residential Group 6, Tam Hung Ward, Thuy Nguyen City, Hai Phong City

- Tel: (0225) 3775 161 - Fax: (0225) 3775 162

- **Person responsible for information disclosure:** Mr. Duong Son Ba, General Director of Hai Phong Thermal Power Joint Stock Company

**2. Type of Information Disclosure:** Periodic

**3. Content of Information Disclosure:** 2024 Financial Statements After Audit

**4. This information has been disclosed on the Company's website at the link:**  
**ndhp.com.vn**

We hereby certify that the information provided above is true and take full legal responsibility for its content.

**II. Explanation of Variations in Financial Statement Indicators for 2024 After Audit**

**1. Explanation of the Reasons for the Change in Net Profit After Corporate Income Tax in the 2024 Income Statement by More Than 10% Compared to 2023**

Net profit after tax in 2024 decreased by VND 182.5 billion compared to 2023, a reduction of 41.3%, due to the following reasons:

**a. Key factors contributing to the increase in profit before tax:**

i. **Cost of goods sold (COGS):** In 2024, COGS decreased by VND 169.7 billion compared to 2023, mainly due to a decrease in sales volume by 362.88 million kWh year-over-year.

ii. **Interest expenses:** Interest expenses in 2024 decreased by VND 11 billion compared to 2023 (due to a gradual reduction in long-term loan balances), leading to an increase in profit by VND 11 billion

iii. **Exchange rate difference expenses:** Foreign exchange differences expense decreased by VND 40.63 billion in 2024 compared to 2023 due to a decrease in loan balances

iv. **Administrative expenses:** Administrative expenses in 2024 decreased by VND 0.7 billion compared to 2023.

v. **Other Income:** Other income increased by VND 0.59 billion year-over-year.

➔ *Total factors contributing to the increase in pre-tax profit: VND 222.63 billion.*

**b. Key factors contributing to the decrease in profit before tax:**

i. **Electricity production revenue:** Revenue in 2024 decreased by VND 406.4 billion compared to 2023 due to a decline in sales volume by 362.88 million kWh year-over-year and a reduction in Qc contract volumes.

ii. **Financial income:** Financial income decreased by VND 7.33 billion due to a decline in deposit interest and the absence of foreign exchange gains in 2024

iii. **Other Expenses:** Other expenses decreased by VND 0.94 billion year-over-year.

➔ *Total factors contributing to the decrease in pre-tax profit: VND 414.69 billion.*

**c. Net impact on profit before tax:** The combined impact of these factors resulted in a decrease in pre-tax profit for 2024 by VND 192.07 billion compared to 2023. Corporate income tax expenses in 2024 decreased by VND 9.53 billion compared to 2023 (due to lower pre-tax profit in 2024). Consequently, net profit after tax in 2024 decreased by VND 182.53 billion compared to 2023.

## **2. Explanation of the Discrepancy of 5% or More in Net Profit After Tax Between Pre-Audit and Post-Audit Financial Statements:**

Net profit after tax in the post-audit financial statement decreased by VND 162.82 billion compared to the pre-audit financial statement, a reduction of 38.6%, due to the following reasons:

- The company recognized VND 215.4 billion in major repair costs in the financial statements (based on EVN's guidelines for the entire group regarding the accounting of major repair costs once the project has completed the 72-hour comprehensive trial run).
- Adjustments to decrease wage expenses by VND 41.26 billion based on final salary fund settlement.
- Other audit adjustments.

Respectfully yours./.

### **Recipients:**

- As above (hard copy);
- HCLĐ (posted on the Company's website);
- Archive: VT, TCKT.



**GENERAL DIRECTOR**

**Duong Son Ba**



**HAI PHONG THERMAL POWER JOINT STOCK COMPANY**

*(Incorporated in the Socialist Republic of Vietnam)*

## **AUDITED FINANCIAL STATEMENTS**

**For the year ended 31 December 2024**

**TABLE OF CONTENTS**

<b><u>CONTENTS</u></b>	<b><u>PAGE(S)</u></b>
STATEMENT OF THE BOARD OF EXECUTIVE OFFICERS	1 - 2
INDEPENDENT AUDITORS' REPORT	3 - 4
BALANCE SHEET	5 - 6
INCOME STATEMENT	7
CASH FLOW STATEMENT	8 - 9
NOTES TO THE FINANCIAL STATEMENTS	10 - 33

## **STATEMENT OF THE BOARD OF EXECUTIVE OFFICERS**

The Board of Executive Officers of Hai Phong Thermal Power Joint Stock Company (the "Company") presents this report together with the Company's financial statements for the year ended 31 December 2024.

### **THE BOARDS OF DIRECTORS AND EXECUTIVE OFFICERS**

The members of the Board of Directors, Supervisors, Executive Officers and the Chief Accountant of the Company during the year and to the date of this report are as follows:

#### **Board of Directors**

Mr. Ta Cong Hoan	Chairman
Mr. Le Van Chinh	Member
Mr. Le Minh Tuan	Member
Mr. Duong Son Ba	Member
Mr. Chu The Hoang	Member
Mr. Nghiem Xuan Chien	Member
Mr. Tran Anh Duy	Member (appointed on 31 October 2024)
Mr. Nguyen Xuan Dang	Member (resigned on 31 October 2024)

#### **Board of Supervisors**

Ms. Pham Thi Dung	Head of Board of Supervisors
Mr. Vu Quang Huy	Member
Ms. Le Thi Thuy	Member
Mr. Nguyen Ngoc Anh	Member
Mr. Tran Minh Tam	Member

#### **Board of Executive Officers and Chief Accountant**

Mr. Duong Son Ba	Chief Executive Officer
Mr. Le Anh Tan	Deputy Chief Executive Officer
Mr. Nguyen Minh Thanh	Deputy Chief Executive Officer
Mr. Tran Xuan Truong	Deputy Chief Executive Officer
Mr. Pham Quoc Toan	Chief Accountant

### **THE BOARD OF GENERAL DIRECTORS' STATEMENT OF RESPONSIBILITY**

The Board of Executive Officers of the Company is responsible for preparing the financial statements, which give a true and fair view of the financial position of the Company as at 31 December 2024, and its financial performance and its cash flows for the year then ended in accordance with Vietnamese Accounting Standards, accounting regime for enterprises and legal regulations relating to financial reporting. In preparing these financial statements, the Board of General Director is required to:

- Select suitable accounting policies and then apply them consistently;
- Make judgments and estimates that are reasonable and prudent;

**STATEMENT OF THE BOARD OF EXECUTIVE OFFICERS (Continued)**

- State whether applicable accounting principles have been followed, subject to any material departures disclosed and explained in the financial statements;
- Prepare the financial statements on the going concern basis unless it is inappropriate to presume that the Company will continue in business; and
- Design and implement an effective internal control system for the purpose of properly preparing and presenting the financial statements so as to minimize errors and frauds.

The Board of Executive Officers is responsible for ensuring that proper accounting records are kept, which disclose, with reasonable accuracy at any time, the financial position of the Company and that the financial statements comply with Vietnamese Accounting Standards, accounting regime for enterprises and legal regulations relating to financial reporting. The Board of Executive Officers is also responsible for safeguarding the assets of the Company and hence for taking reasonable steps for the prevention and detection of frauds and other irregularities.

The Board of Executive Officers confirms that the Company has complied with the above requirements in preparing these financial statements.

For and on behalf of the Board of Executive Officers,



**Duong Son Ba**  
**Chief Executive Officer**

31 March 2025





No.: 0963 /VN1A-HN-BC

## INDEPENDENT AUDITORS' REPORT

**To:     The Shareholders**  
**The Boards of Directors and Board of Executive Officers**  
**Hai Phong Thermal Power Joint Stock Company**

We have audited the accompanying financial statements of Hai Phong Thermal Power Joint Stock Company (the “Company”), prepared on 31 March 2025 as set out from page 05 to page 33, which comprise the balance sheet as at 31 December 2024, and the statement of income and statement of cash flows for the year then ended, and a summary of significant accounting policies and other explanatory information.

### **Board of Executive Officers' Responsibility for the Financial Statements**

The Board of Executive Officers is responsible for the preparation and fair presentation of these financial statements in accordance with Vietnamese Accounting Standards, accounting regime for enterprises and legal regulations relating to financial reporting and for such internal control as the Board of Executive Officers determines is necessary to enable the preparation of financial statements that are free from material misstatement, whether due to fraud or error.

### Auditors' Responsibility

Our responsibility is to express an opinion on these financial statements based on our audit. We conducted our audit in accordance with Vietnamese Standards on Auditing. Those standards require that we comply with ethical requirements and plan and perform the audit to obtain reasonable assurance about whether the financial statements are free from material misstatement.

An audit involves performing procedures to obtain audit evidence about the amounts and disclosures in the financial statements. The procedures selected depend on the auditors' judgment, including the assessment of the risks of material misstatement of the financial statements, whether due to fraud or error. In making those risk assessments, the auditors consider internal control relevant to the Company's preparation and fair presentation of the financial statements in order to design audit procedures that are appropriate in the circumstances, but not for the purpose of expressing an opinion on the effectiveness of the Company's internal control. An audit also includes evaluating the appropriateness of accounting policies used and the reasonableness of accounting estimates made by the Board of Executive Officers, as well as evaluating the overall presentation of the financial statements.

We believe that the audit evidence we have obtained is sufficient and appropriate to provide a basis for our audit opinion.

## INDEPENDENT AUDITORS' REPORT (Continued)

### Opinion

In our opinion, the financial statements present fairly, in all material respects, the financial position, the Company as at 31 December 2024, and its financial performance and its cash flows for the year then ended in accordance with Vietnamese Accounting Standards, accounting regime for enterprises and legal regulations relating to financial reporting.



Phan Ngoc Anh

Deputy General Director

Audit Practising Registration Certificate  
No. 1101-2023-001-1

DELOITTE VIETNAM AUDIT COMPANY LIMITED

31 March 2025

Hanoi, S.R. Vietnam

Nguyen Tien Quoc

Auditor

Audit Practising Registration Certificate  
No. 3008-2024-001-1



## BALANCE SHEET

As at 31 December 2024

Unit: VND

ASSETS	Codes	Notes	Closing balance	Opening balance
<b>A. CURRENT ASSETS</b>	<b>100</b>		<b>3,540,722,108,169</b>	<b>3,845,777,876,550</b>
<b>I. Cash</b>	<b>110</b>		<b>18,153,039,882</b>	<b>18,461,450,691</b>
1. Cash	111	4	18,153,039,882	18,461,450,691
<b>II. Short-term financial investments</b>	<b>120</b>		<b>15,000,000,000</b>	<b>20,000,000,000</b>
1. Held-to-maturity investments	123	5	15,000,000,000	20,000,000,000
<b>III. Short-term receivables</b>	<b>130</b>		<b>2,553,524,703,195</b>	<b>2,909,010,684,792</b>
1. Short-term trade receivables	131	6	2,541,473,107,916	2,891,229,662,629
2. Short-term advances to suppliers	132	7	7,049,291,107	11,964,084,691
3. Other short-term receivables	136	8	5,002,304,172	5,816,937,472
<b>IV. Inventories</b>	<b>140</b>	<b>9</b>	<b>805,764,237,961</b>	<b>830,842,440,619</b>
1. Inventories	141		805,764,237,961	830,842,440,619
<b>V. Other short-term assets</b>	<b>150</b>		<b>148,280,127,131</b>	<b>67,463,300,448</b>
1. Short-term prepayments	151	10	2,006,221,987	6,433,212,060
2. Value added tax deductibles	152		137,356,733,133	61,030,088,388
3. Taxes and other receivables from the State budget	153	11	8,917,172,011	-
<b>B. NON-CURRENT ASSETS</b>	<b>200</b>		<b>3,439,500,277,055</b>	<b>3,974,826,157,016</b>
<b>I. Fixed assets</b>	<b>220</b>		<b>3,192,403,751,598</b>	<b>3,707,542,909,041</b>
1. Tangible fixed assets	221	12	3,188,132,689,849	3,699,780,914,500
- Cost	222		22,199,191,015,033	22,165,676,220,329
- Accumulated depreciation	223		(19,011,058,325,184)	(18,465,895,305,829)
2. Intangible assets	227	13	4,271,061,749	7,761,994,541
- Cost	228		15,881,889,562	15,881,889,562
- Accumulated amortisation	229		(11,610,827,813)	(8,119,895,021)
<b>II. Long-term assets in progress</b>	<b>240</b>		<b>44,583,783,469</b>	<b>60,752,992,258</b>
1. Construction in progress	242	14	44,583,783,469	60,752,992,258
<b>III. Long-term financial investments</b>	<b>250</b>		<b>500,000,000</b>	<b>500,000,000</b>
1. Equity investments in other entities	253	15	500,000,000	500,000,000
<b>IV. Other long-term assets</b>	<b>260</b>		<b>202,012,741,988</b>	<b>206,030,255,717</b>
1. Long-term prepayments	261	10	134,322,990,127	139,692,541,507
2. Long-term reserved spare parts	263	9	67,689,751,861	66,337,714,210
<b>TOTAL ASSETS (270=100+200)</b>	<b>270</b>		<b>6,980,222,385,224</b>	<b>7,820,604,033,566</b>

The accompanying notes are an integral part of these financial statements

## BALANCE SHEET (Continued)

As at 31 December 2024

Unit: VND

RESOURCES	Codes	Notes	Closing balance	Opening balance
<b>C. LIABILITIES</b>	<b>300</b>		<b>1,257,020,340,007</b>	<b>1,808,064,671,094</b>
<b>I. Current liabilities</b>	<b>310</b>		<b>1,251,009,846,029</b>	<b>1,800,075,477,378</b>
1. Short-term trade payables	311	16	953,594,322,443	1,052,252,407,111
2. Short-term advances from customers	312		45,995,251	45,995,251
3. Taxes and amounts payable to the State budget	313	11	10,336,681,378	9,261,825,372
4. Payables to employees	314		42,568,647,566	94,631,981,051
5. Short-term accrued expenses	315	17	67,458,420,740	13,429,882,526
6. Other current payables	319	18	154,832,801,736	205,387,113,155
7. Short-term loans and obligations under finance leases	320	19	-	403,879,165,351
8. Bonus and welfare funds	322	20	22,172,976,915	21,187,107,561
<b>II. Long-term liabilities</b>	<b>330</b>		<b>6,010,493,978</b>	<b>7,989,193,716</b>
1. Scientific and technological development fund	343		6,010,493,978	7,989,193,716
<b>D. EQUITY</b>	<b>400</b>		<b>5,723,202,045,217</b>	<b>6,012,539,362,472</b>
<b>I. Owners' equity</b>	<b>410</b>	<b>21</b>	<b>5,723,202,045,217</b>	<b>6,012,539,362,472</b>
1. Owners' contributed capital	411		5,000,000,000,000	5,000,000,000,000
- Ordinary shares carrying voting rights	411a		5,000,000,000,000	5,000,000,000,000
2. Share premium	412		196,652,770,150	196,652,770,150
3. Other owners' capital	414		55,821,386,776	25,891,795,906
4. Investment and development fund	418		354,578,690,796	272,523,243,737
5. Retained earnings	421		116,149,197,495	517,471,552,679
- Retained earnings accumulated to the prior year end	421a		7,210,783,328	276,000,000,000
- Retained earnings of the current year	421b		108,938,414,167	241,471,552,679
<b>TOTAL RESOURCES (440=300+400)</b>	<b>440</b>		<b>6,980,222,385,224</b>	<b>7,820,604,033,566</b>


Phung Duc Tuyen  
Preparer

Pham Quoc Toan  
Chief AccountantDuong Son Ba  
Chief Executive Officer

31 March 2025




## INCOME STATEMENT


For the year ended 31 December 2025

Unit: VND

ITEMS	Codes	Notes	Current year	Prior year
1. Gross revenue from goods sold and services rendered	01	24	11,036,275,254,339	11,442,698,022,681
2. Net revenue from goods sold and services rendered (10=01)	10		11,036,275,254,339	11,442,698,022,681
3. Cost of sales	11	25	10,629,084,456,559	10,798,766,961,748
4. Gross profit from goods sold and services rendered (20=10-11)	20		407,190,797,780	643,931,060,933
5. Financial income	21	27	520,766,635	7,850,744,697
6. Financial expenses	22	28	28,397,332,899	80,046,728,557
- In which: Interest expense	23		11,544,226,040	52,177,884,231
7. General and administration expenses	26	29	106,974,156,440	107,675,068,172
8. Operating profit (30=20+(21-22)-26)	30		272,340,075,076	464,060,008,901
9. Other income	31		4,844,882,223	4,251,114,638
10. Other expenses	32		4,389,802,294	3,448,931,225
11. Profit from other activities (40=31-32)	40		455,079,929	802,183,413
12. Accounting profit before tax (50=30+40)	50		272,795,155,005	464,862,192,314
13. Current corporate income tax expense	51	30	13,856,740,838	23,390,639,635
14. Net profit after corporate income tax (60=50-51)	60		258,938,414,167	441,471,552,679
15. Basic earnings per share	70	31	518	788

  
 Phung Duc Tuyen  
Preparer

  
 Pham Quoc Toan  
Chief Accountant

  
 Duong Son Ba  
Chief Executive Officer


31 March 2025

## CASH FLOW STATEMENT

For the year ended 31 December 2024

Unit: VND

ITEMS	Codes	Notes	Current year	Prior year
<b>I. CASH FLOWS FROM OPERATING ACTIVITIES</b>				
1. <i>Profit before tax</i>	01		272,795,155,005	464,862,192,314
2. <i>Adjustments for:</i>				
Depreciation and amortisation of fixed assets	02		546,758,488,769	927,799,876,045
Foreign exchange losses arising from translating foreign currency items	04		-	11,411,819,168
Gain from investing activities	05		(437,390,411)	(6,140,973,093)
Interest expense	06		11,544,226,040	52,177,884,231
3. <i>Operating profit before movements in working capital</i>	08		830,660,479,403	1,450,110,798,665
Changes in receivables	09		270,356,137,931	(591,587,608,300)
Changes in inventories	10		23,726,165,007	(419,712,078,717)
Changes in payables (excluding accrued loan interest and corporate income tax payable)	11		(66,907,008,238)	349,862,701,354
Changes in prepaid expenses	12		9,796,541,453	9,201,124,393
Interest paid	14		(16,379,220,473)	(212,465,754)
Corporate income tax paid	15		(23,114,551,584)	(22,142,371,279)
Other cash inflows	16		1,038,942,824	925,178,184
Other cash outflows	17		(46,749,562,104)	(57,506,376,353)
<i>Net cash generated by operating activities</i>	20		982,427,924,219	718,938,902,193
<b>II. CASH FLOWS FROM INVESTING ACTIVITIES</b>				
1. Acquisition and construction of fixed assets and other long-term assets	21		(33,042,445,904)	(23,204,625,353)
2. Cash outflow for lending, buying debt instruments of other entities	23		(20,000,000,000)	(20,000,000,000)
3. Cash recovered from lending, selling debt instruments of other entities	24		25,000,000,000	100,000,000,000
4. Interest earned, dividends and profits received	27		323,417,321	4,315,549,981
<i>Net cash (used in)/generated by investing activities</i>	30		(27,719,028,583)	61,110,924,628

The accompanying notes are an integral part of these financial statements



**CASH FLOW STATEMENT (Continued)**

For the year ended 31 December 2024

Unit: VND

ITEMS	Codes	Notes	Current year	Prior year
<b>III. CASH FLOWS FROM FINANCING ACTIVITIES</b>				
1. Repayment of borrowings	34		(403,879,165,351)	(784,934,691,416)
2. Dividends and profits paid	36		(551,138,141,094)	(492,298,253,959)
<b>Net cash used in financing activities</b>	<b>40</b>		<b>(955,017,306,445)</b>	<b>(1,277,232,945,375)</b>
<b>Net decreases in cash (50=20+30+40)</b>	<b>50</b>		<b>(308,410,809)</b>	<b>(497,183,118,554)</b>
<b>Cash and cash equivalents at the beginning of the year</b>	<b>60</b>		<b>18,461,450,691</b>	<b>515,644,569,245</b>
<b>Cash and cash equivalents at the end of the year (70=50+60)</b>	<b>70</b>		<b>18,153,039,882</b>	<b>18,461,450,691</b>


Phung Duc Tuyen  
Preparer

Pham Quoc Toan  
Chief AccountantDuong Son Ba  
Chief Executive Officer

31 March 2025

**NOTES TO THE FINANCIAL STATEMENTS**

*These notes are an integral part of and should be read in conjunction with the accompanying financial statements*

**1. GENERAL INFORMATION****Structure of ownership**

Hai Phong Thermal Power Joint Stock Company (the "Company") is a joint stock company established in Vietnam under the Certificate of Initial Business Registration No. 0200493225 issued by the Department of Planning and Investment Hai Phong City issued on 17 September 2002, amended for the 10<sup>th</sup> time on 02 January 2025.

On 5 October 2016, the Company's shares were officially traded on the stock exchange of unlisted public companies (UPCOM) at the Hanoi Stock Exchange according to the announcement dated 26 September 2016, with the stock symbol as HND.

The owner of the Company is Power Generation Corporation 2 - Joint Stock Company. The parent company of the Corporation is the Electricity of Vietnam.

The number of employees as at 31 December 2024 was 824 (31 December 2023: 832).

**Operating industry and principal activities**

The Company's operating industry is the production and trade in electricity (thermal power)

The Company's principal activities include:

- Power generation, transmission and distribution
- Construction of public works
- Construction of other civil engineering works
- Quarrying stone, sand, gravel, clay
- Trade in metals and metal ores (except for gold bullion trading)
- Trade in machinery, equipment and other machine parts
- Trade in electronic and telecommunications equipment and components
- Technical inspection and analysis
- Trade in scrap, metal and non-metal waste
- Repair of machinery and equipment
- Repair of electronic and optical equipment
- Vocational education

**Normal production and business cycle**

The Company's normal production and business cycle is carried out for a time period of 12 months or less.

**Disclosure of information comparability in the financial statements**

Comparative figures are the figures of the audited financial statements for the year ended 31 December 2023.



**2. ACCOUNTING CONVENTION AND FINANCIAL YEAR**

**Accounting convention**

The accompanying financial statements, expressed in Vietnam Dong (VND), are prepared under the historical cost convention and in accordance with Vietnamese Accounting Standards, accounting regime for enterprises and legal regulations relating to financial reporting.

The accompanying financial statements are not intended to present the financial position, results of operations and cash flows in accordance with accounting principles and practices generally accepted in countries and jurisdictions other than Vietnam.

**Financial year**

The Company's financial year begins on 01 January and ends on 31 December.

**3. SUMMARY OF SIGNIFICANT ACCOUNTING POLICIES**

The significant accounting policies, which have been adopted by the Company in the preparation of these financial statements, are as follows:

**Estimates**

The preparation of financial statements in conformity with Vietnamese Accounting Standards, accounting regime for enterprises and legal regulations relating to financial reporting requires the Board of Executive Officers to make estimates and assumptions that affect the reported amounts of assets, liabilities and disclosures of contingent assets and liabilities at the date of the financial statements and the reported amounts of revenues and expenses during the financial year. Although these accounting estimates are based on the Board of Executive Officers's best knowledge, actual results may differ from those estimates.

**Cash**

Cash comprise cash on hand and demand deposits.

**Financial investments**

***Held-to-maturity investments***

Held-to-maturity investments comprise investments that the Company has the positive intent or ability to hold to maturity, including term deposits.

Post-acquisition interest income from held-to-maturity investments is recognised in the income statement on accrual basis.

***Equity investments in other entities***

Equity investments in other entities represent the Company's investments in ordinary shares of the entities over which the Company has no control, joint control, or significant influence.

Equity investments in other entities are carried at cost less provision for impairment.

### **Receivables**

Receivables represent the amounts recoverable from customers or other debtors and are stated at book value less provision for doubtful debts.

Provision for doubtful debts is made for receivables that are overdue for six months or more or when the debtor is in dissolution, in bankruptcy, or is experiencing similar difficulties and so may be unable to repay the debt.

### **Inventories**

Inventories are stated at the lower of cost and net realisable value. Cost comprises cost of purchases and other directly attributable expenses. Net realisable value represents the estimated selling price less all estimated costs to completion and costs to be incurred in marketing, selling and distribution. The Company applies perpetual method to account for inventories, except for raw materials such as coal and oil used for burning generator furnaces, which are accounted according to the periodic method. Cost is determined according to the weighted average method (for the production and business sector) and the nominal reality method (for the construction sector).

The evaluation of necessary provision for inventory obsolescence follows current prevailing accounting regulations which allow provisions to be made for obsolete, damaged, or sub-standard inventories and for those which have costs higher than net realisable values as at the balance sheet date.

### **Long-term reserved spare parts**

Long-term reserved spare parts state the value of supplies and spare parts used to store, replace and prevent damage to assets, but are not qualified to be classified as fixed assets and have a reserve period of more than 12 months or more than one normal production and business cycle.

### **Tangible fixed assets and depreciation**

Tangible fixed assets are stated at cost less accumulated depreciation.

The costs of purchased tangible fixed assets comprise their purchase prices and any directly attributable costs of bringing the assets to their working condition and location for their intended use. The costs of tangible fixed assets formed from construction investment by contractual mode or self-construction or self-generating process are the settled costs of the invested construction projects in accordance with the prevailing State's regulations on investment and construction management, directly-related expenses and registration fee (if any).

In the event the construction project has been completed and put into use but the settled costs thereof have not been approved, the cost of tangible fixed assets is recognised at the estimated cost based on the actual cost incurred. The estimated cost will be adjusted according to the settled costs approved by competent authorities.



Tangible fixed assets are depreciated using the straight-line method over their following estimated useful lives as follows:

	<b>Current year</b>
	(Years)
Buildings and structures	05 - 50
Machinery and equipment	04 - 25
Motor vehicles	06 - 25
Office equipment	03 - 15
Others	08 - 10

Tangible fixed assets are revalued in accordance with the State's decisions or when state-owned enterprises are equitised. The cost and accumulated depreciation of tangible fixed assets are adjusted based on the revaluation value approved by competent authorities as regulated.

Loss or gain resulting from sales and disposals of tangible fixed assets is the difference between the net proceeds from sales or disposals of assets and their carrying amount and is recognised in the income statement.

#### **Leasing**

All leases of the Company's assets are operating leases.

A lease is considered an operating lease when the lessor still enjoys the majority of the benefits and is subject to the risk of property ownership. Operating lease expenses are recorded in the straight-line business results statement throughout the lease period. Amounts received or receivable to facilitate the signing of operating lease contracts are also recorded in a straight line method throughout the lease period.

#### **Intangible assets and amortisation**

Intangible fixed assets mainly include computer software and other intangible fixed assets. Intangible fixed assets are amortised using the straight-line method over the estimated useful life, specifically, for computer software, the amortisation period ranges from 3 years to 10 years, while for other tangible fixed assets, the amortisation period ranges from 8 years to 10 years, in accordance with the regulations of Vietnam Electricity.

#### **Construction in progress**

Properties in the course of construction for production, rental and administrative purposes or for other purposes are carried at cost which includes any costs that are necessary to form the asset including construction cost, equipment cost, other directly attributable costs in accordance with the Company's accounting policy. Such costs will be included in the estimated costs of the fixed assets (if settled costs have not been approved) when they are put into use.

According to the State's regulations on investment and construction management, the settled costs of completed construction projects are subject to approval by appropriate level of competent authorities. The final costs of these completed construction projects may vary depending on the final approval by competent authorities.

The Company records major repair costs as they actually occur. These major repair costs are recorded in cost of goods sold when the major repair project is completed, accepted and put into use. Major repair costs of repair projects that have not been completed and accepted and put into use at the end of the year are tracked in the Construction in Progress account.

#### **Prepayments**

Prepayments are expenses which have already been paid but relate to results of operations of multiple accounting periods, including compensation for site clearance and other types of long-term prepayments.

Compensation for site clearance represent the amount paid to build the factory. These costs are recorded at historical cost and allocated to the income statement on a straight-line basis over 40 to 50 years.

Other types of long-term prepayments comprise costs of small tools, supplies and spare parts issued for consumption which are expected to provide future economic benefits to the Company. These expenditures have been capitalised as prepayments, and are allocated to the income statement using the straight-line method in accordance with the current prevailing accounting regulations.

#### **Revenue recognition**

Revenue from the sale of goods is recognised when all five (5) following conditions are satisfied:

- (a) the Company has transferred to the buyer the significant risks and rewards of ownership of the goods;
- (b) The Company retains neither continuing managerial involvement to the degree usually associated with; ownership nor effective control over the goods sold;
- (c) The amount of revenue can be measured reliably;
- (d) It is probable that the economic benefits associated with the transaction will flow to the Company; and
- (e) The costs incurred or to be incurred in respect of the transaction can be measured reliably.

Revenue from electricity sales is determined and recorded based on the electricity output supplied (determined by the index on the electricity meter) and the electricity selling price agreed upon in the signed contracts.

Interest on deposits is recognized on an accrual basis, based on the outstanding balances and the applicable interest rate.

#### **Foreign currencies**

Transactions arising in foreign currencies are translated at exchange rates ruling at the transaction date. The balances of monetary items denominated in foreign currencies as at the balance sheet date are retranslated at the exchange rates of commercial bank where the Company usually transacts on the same date. Exchange differences arising from the translation of these accounts are recognised in the income statement.

#### **Borrowing costs**

Borrowing costs are recognised in the income statement in the year when incurred unless they are capitalised in accordance with Vietnamese Accounting Standard No. 16 "Borrowing costs". Accordingly, borrowing costs directly attributable to the acquisition, construction or production of qualifying assets, which are assets that necessarily take a substantial period of time to get ready for their intended use or sale, are added to the cost of those assets, until such time as the assets are substantially ready for their



intended use or sale. Investment income earned on the temporary investment of specific borrowings pending their expenditure on qualifying assets is deducted from the cost of those assets. For specific borrowings for the purpose of construction of fixed assets and investment properties, borrowing costs are capitalised even when the construction period is under 12 months.

#### Taxation

Income tax expense represents the sum of the tax currently payable and deferred tax.

The tax currently payable is based on taxable profit for the year. Taxable profit differs from profit before tax as reported in the income statement because it excludes items of income or expense that are taxable or deductible in other years (including loss carried forward, if any) and it further excludes items that are never taxable or deductible.

Deferred tax is recognised on significant differences between carrying amounts of assets and liabilities in the financial statements and the corresponding tax bases used in the computation of taxable profit and is accounted for using balance sheet liability method. Deferred tax liabilities are generally recognised for all temporary differences and deferred tax assets are recognised to the extent that it is probable that taxable profit will be available against which deductible temporary differences can be utilised.

Deferred tax is calculated at the tax rates that are expected to apply in the period when the liability is settled or the asset realised. Deferred tax is charged or credited to profit or loss, except when it relates to items charged or credited directly to equity, in which case the deferred tax is also dealt with in equity.

Deferred tax assets and liabilities are offset when there is a legally enforceable right to set off current tax assets against current tax liabilities and when they relate to income taxes levied by the same tax authority and the Company intends to settle its current tax assets and liabilities on a net basis.

The determination of the tax currently payable is based on the current interpretation of tax regulations. However, these regulations are subject to periodic variation and their ultimate determination depends on the results of the tax authorities' examinations.

Other taxes are paid in accordance with the prevailing tax laws in Vietnam.

#### 4. CASH

	<u>Closing balance</u>	<u>Opening balance</u>
	VND	VND
Cash on hand	137,004,929	55,592,961
Bank demand deposits	18,016,034,953	18,405,857,730
	<u>18,153,039,882</u>	<u>18,461,450,691</u>



5. HELD-TO-MATURITY INVESTMENTS

	<u>Closing balance</u>	<u>Opening balance</u>
	<u>VND</u>	<u>VND</u>
Term deposits	15,000,000,000	20,000,000,000
	<u>15,000,000,000</u>	<u>20,000,000,000</u>

Short-term held-to-maturity investments represent term deposits with an original maturity of more than 3 months and a recovery period of less than 12 months at commercial banks, at interest rates ranging from 2.9% per annum to 3.4% per annum (2023: interest rate of 4.5% per annum).

6. SHORT-TERM TRADE RECEIVABLES

	<u>Closing balance</u>	<u>Opening balance</u>
	<u>VND</u>	<u>VND</u>
Electricity Trading Company - Vietnam Electricity (EVN) (i)	2,540,077,301,636	2,890,066,594,483
Thanh Dat Trading Development and Import-Export Company Limited	634,920,936	560,527,111
My Son Company Limited	544,865,383	444,689,240
Others	216,019,961	157,851,795
	<u>2,541,473,107,916</u>	<u>2,891,229,662,629</u>

*In which:*

<b>Short-term trade receivables from related parties</b> <i>(Details stated in Note 32)</i>	<u>2,540,077,301,636</u>	<u>2,890,066,594,483</u>
--	--------------------------	--------------------------

(i) Short-term trade receivables as at 31 December 2024 represent the Company's receivables for electricity sales to Electricity Trading Company - Vietnam Electricity.

7. SHORT-TERM ADVANCES TO SUPPLIERS

	<u>Closing balance</u>	<u>Opening balance</u>
	<u>VND</u>	<u>VND</u>
Duc Anh Group Global Joint Stock Company	1,260,789,156	-
Rotating Equipment Technical Service Joint Stock Company	1,245,705,246	-
North Power Service Joint Stock Company	1,044,333,791	-
Institute of Energy	679,388,623	-
Ha Anh Trading Services Oil and Gas Joint Stock Company	-	7,054,167,145
Dong Anh Licogi Mechanical Joint Stock Company	-	2,274,376,104
Other short-term advances to suppliers	2,819,074,291	2,635,541,442
	<u>7,049,291,107</u>	<u>11,964,084,691</u>



8. OTHER SHOR-TERM RECEIVABLES

	Closing balance	Opening balance
	VND	VND
Advance for employees	1,404,114,120	260,000,000
Thinh Loi Construction and Design Consulting Joint Stock Company	71,179,561	51,801,060
Health insurance	-	2,184,915,410
Others	3,527,010,491	3,320,221,002
	<u>5,002,304,172</u>	<u>5,816,937,472</u>

9. INVENTORIES

	Closing balance	Opening balance
	VND	VND
	Cost Provision	Cost Provision
<b>a. Inventories</b>		
Raw materials	803,865,532,670 -	827,212,010,688 -
Tools and supplies	1,898,705,291 -	3,547,347,690 -
Work in progress	- -	83,082,241 -
	<u>805,764,237,961 -</u>	<u>830,842,440,619 -</u>
<b>b. Long-term reserved spare parts</b>		
Tools and supplies	67,689,751,861 -	66,337,714,210 -
	<u>67,689,751,861 -</u>	<u>66,337,714,210 -</u>

10. PREPAYMENTS

	Closing balance	Opening balance
	VND	VND
<b>a. Current</b>		
Others	2,006,221,987	6,433,212,060
	<u>2,006,221,987</u>	<u>6,433,212,060</u>
<b>b. Non-current</b>		
Compensation for site clearance (i)	134,322,990,127	139,692,541,507
	<u>134,322,990,127</u>	<u>139,692,541,507</u>

(i) Representing the amount of compensation paid for site clearance to build the factory. These costs are recorded at cost and allocated to the income statement on a straight-line basis over 40 to 50 years.

11. TAXES AND OTHER RECEIVABLES FROM/PAYABLES TO THE STATE BUDGET

	Opening balance	Payable during the year	Paid during the year	Closing balance
	VND	VND	VND	VND
Value added tax	-	883,292,078,011	883,292,078,011	-
Corporate income tax	334,726,553	13,862,653,020	23,114,551,584	(8,917,172,011)
Personal income tax	487,893,499	8,995,177,182	8,636,262,543	846,808,138
Resource tax	8,439,205,320	111,294,370,980	110,689,590,960	9,043,985,340
Land tax	-	16,400,655,895	16,400,655,895	-
Licensing tax	-	3,000,000	3,000,000	-
Fees, charges, and other payable amounts	-	27,503,590,700	27,057,702,800	445,887,900
	<b>9,261,825,372</b>	<b>1,061,351,525,788</b>	<b>1,069,193,841,793</b>	<b>1,419,509,367</b>

*In which:*

*Taxes and other receivables from the State*

*Taxes and other payables to the State*

-	8,917,172,011
9,261,825,372	10,336,681,378



12. INCREASES, DECREASES IN TANGIBLE FIXED ASSETS

	Buildings and structures	Machinery and equipment	Motor vehicles	Office equipment	Others	Total
	VND	VND	VND	VND	VND	VND
<b>COST</b>						
Opening balance	10,397,050,654,855	10,969,897,186,691	560,088,653,353	237,320,332,682	1,319,392,748	22,165,676,220,329
Additions	10,734,239,385	21,252,178,695	1,354,285,715	174,090,909	-	33,514,794,704
Closing balance	10,407,784,894,240	10,991,149,365,386	561,442,939,068	237,494,423,591	1,319,392,748	22,199,191,015,033
<b>ACCUMULATED DEPRECIATION</b>						
Opening balance	7,775,468,365,635	10,003,436,993,503	455,468,387,196	230,389,718,471	1,131,841,024	18,465,895,305,829
Charge for the year	339,382,936,515	187,092,888,541	14,076,194,541	4,584,611,302	26,388,456	545,163,019,355
Closing balance	8,114,851,302,150	10,190,529,882,044	469,544,581,737	234,974,329,773	1,158,229,480	19,011,058,325,184
<b>NET BOOK VALUE</b>						
Opening balance	2,621,582,289,220	966,460,193,188	104,620,266,157	6,930,614,211	187,551,724	3,699,780,914,500
Closing balance	2,292,933,592,090	800,619,483,342	91,898,357,331	2,520,093,818	161,163,268	3,188,132,689,849

The cost of the Company's fixed assets as at 31 December 2024 includes VND 11,295,734,082,854 (31 December 2023: VND 7,043,360,712,063) of assets which have been fully depreciated but are still in use.

As disclosed in Note 19, the Company has mortgaged fixed assets formed from loan capital, with the carrying amount as at 31 December 2024, of VND 1,939,335,545,144 (31 December 2023: VND 2,250,828,656,824).

13. INCREASES, DECREASES IN INTANGIBLE ASSETS

	Computer software	Others	Total
	VND	VND	VND
<b>COST</b>			
Opening balance	13,661,782,685	2,220,106,877	15,881,889,562
Closing balance	<u>13,661,782,685</u>	<u>2,220,106,877</u>	<u>15,881,889,562</u>
	-	-	-
<b>ACCUMULATED AMORTISATION</b>			
Opening balance	6,779,061,311	1,340,833,710	8,119,895,021
Charge for the year	3,228,953,136	261,979,656	3,490,932,792
Closing balance	<u>10,008,014,447</u>	<u>1,602,813,366</u>	<u>11,610,827,813</u>
	-	-	-
<b>NET BOOK VALUE</b>			
Opening balance	<u>6,882,721,374</u>	<u>879,273,167</u>	<u>7,761,994,541</u>
	-	-	-
Closing balance	<u>3,653,768,238</u>	<u>617,293,511</u>	<u>4,271,061,749</u>

The cost of the Company's intangible assets as at 31 December 2024 includes VND 4,724,262,447 (31 December 2023: VND 2,249,506,447) of assets which have been fully amortised but are still in use.

14. CONSTRUCTION IN PROGRESS

	Closing balance	Opening balance
	VND	VND
Constructions	9,639,610,518	29,092,149,117
Major repair of fixed assets	34,944,172,951	31,660,843,141
	<u>44,583,783,469</u>	<u>60,752,992,258</u>

Detailed construction in progress by project are as follows:

	Closing balance	Opening balance
	VND	VND
<b>Construction projects:</b>	<b>9,639,610,518</b>	<b>29,092,149,117</b>
Upgrade of automatic monitoring system	7,776,162,652	5,625,091,910
Upgrade of exhaust gas treatment system	-	12,008,568,259
Upgrade of AGC system	-	4,574,272,727
Upgrade of SCADA system	-	4,384,000,000
Other Projects	1,863,447,866	2,500,216,221



	Closing balance	Opening balance
	VND	VND
<b>Major repair projects</b>	<b>34,944,172,951</b>	<b>31,660,843,141</b>
Major repair project of the sealing system	14,998,344,400	-
Major repair project of the air conditioning and fire protection system	6,605,498,835	-
Major repair project of the coal pulverizing system No. 2 and medium overhaul of the coal pulverizing system No. 4	4,972,699,070	-
Major repair project of the FGD System	3,435,662,688	-
Major repair projects for water pipelines, fiber optic cables and underground cables	-	21,201,567,637
Other Projects	4,931,967,958	10,459,275,504

15. EQUITY INVESTMENTS IN OTHER ENTITIES

	Closing balance		Opening balance	
	Cost VND	Provision (*) VND	Cost VND	Provision (*) VND
Northern Thermal Power Repair Service Joint Stock Company	500,000,000	-	500,000,000	-
	<b>500,000,000</b>	<b>-</b>	<b>500,000,000</b>	<b>-</b>

(\*) The Company has not assessed the fair value of financial investments as at 31 December 2024, since there is no comprehensive guidance of relevant prevailing regulations on determining the fair value of financial investments in unlisted companies.

16. SHORT-TERM TRADE PAYABLES

	Closing balance		Opening balance	
	Amount	VND Amount able to be paid off	Amount	VND Amount able to be paid off
Vietnam National Coal and Mineral Industries Group	623,449,511,905	623,449,511,905	704,299,386,550	704,299,386,550
Northeast Corporation	226,637,114,652	226,637,114,652	164,176,197,288	164,176,197,288
Institute of Mechanical Research	13,048,936,717	13,048,936,717	22,325,717,782	22,325,717,782
Vietnam Electricity Group	6,596,657,520	6,596,657,520	-	-
Northern Thermal Power Repair Service Joint Stock Company	5,124,919,898	5,124,919,898	47,945,549,870	47,945,549,870
Northern Electrical Testing Company Limited	1,671,904,005	1,671,904,005	3,132,662,325	3,132,662,325
Others	77,065,277,746	77,065,277,746	110,372,893,296	110,372,893,296
	<b>953,594,322,443</b>	<b>953,594,322,443</b>	<b>1,052,252,407,111</b>	<b>1,052,252,407,111</b>
<b>In which:</b>				
<b>Short-term trade payables to related parties</b>	<b>8,671,053,324</b>	<b>8,671,053,324</b>	<b>3,536,235,463</b>	<b>3,536,235,463</b>
<i>(Details stated in Note 32)</i>				

17. SHORT-TERM ACCRUED EXPENSES

	<u>Closing balance</u>	<u>Opening balance</u>
	VND	VND
Accruals for repair expenses	59,065,763,120	-
Accruals for contractor selection expense	3,625,386,570	2,448,925,842
Accruals for electricity purchase expense	1,983,414,254	1,999,711,603
Accrued interest	-	4,834,994,433
Accruals for technical worker skill assessment examination expense	661,710,000	1,485,250,000
Other accruals	2,122,146,796	2,661,000,648
	<u>67,458,420,740</u>	<u>13,429,882,526</u>

18. OTHER CURRENT PAYABLES

	<u>Closing balance</u>	<u>Opening balance</u>
	VND	VND
Dividends payable	151,233,727,379	201,371,868,473
Social insurance	2,289,571,610	2,909,106,057
Trade union fee	167,146,530	164,734,284
Others	1,142,356,217	941,404,341
	<u>154,832,801,736</u>	<u>205,387,113,155</u>

*In which*

Other current payables from related parties  
(Details stated in Note 32)

	<u>118,455,000,000</u>	<u>157,984,833,648</u>
--	------------------------	------------------------



19. SHORT-TERM LOANS AND OBLIGATIONS UNDER FINANCE LEASES

	Closing balance		In the year		Opening balance	
	Amount	VND Amount able to be paid off	Increases	Decreases	Amount	VND Amount able to be paid off
<b>Short-term loans from banks</b>	-	-	<b>722,274,950,074</b>	<b>722,274,950,074</b>	-	-
Joint Stock Commercial Bank for Investment and Development of Vietnam - Hai Phong Branch (i)	-	-	198,000,000,000	198,000,000,000	-	-
Vietnam Joint Stock Commercial Bank for Industry and Trade - Hong Bang Branch (i)	-	-	198,000,000,000	198,000,000,000	-	-
Vietnam Joint Stock Commercial Bank for Industry and Trade - Hoan Kiem Branch (i)	-	-	182,274,950,074	182,274,950,074	-	-
Vietnam International Commercial Joint Stock Bank - Hai Phong Branch (i)	-	-	144,000,000,000	144,000,000,000	-	-
<b>Current portion of long-term loan</b>	<b>403,879,165,351</b>	<b>403,879,165,351</b>	-	<b>403,879,165,351</b>	-	-
Vietnam Electricity (ii)	403,879,165,351	403,879,165,351	-	403,879,165,351	-	-
	<b>403,879,165,351</b>	<b>403,879,165,351</b>	<b>722,274,950,074</b>	<b>1,126,154,115,425</b>	-	-

(i) Short-term borrowings include loans from domestic commercial banks with a term of less than 12 months at interest rates ranging from 3% per annum to 4.4% per annum. These unsecured loans are used to finance business activities.

(ii) As at 31 December 2024, fixed assets formed from loans were pledged as collateral for long-term loans with Vietnam Electricity with the under its debt assumption arrangement and with the Export-Import Bank of China under Financing Credit Agreement No. BLA 0701. The total outstanding loan with the amount of USD 327,182,260 has not yet been released from collateral, as disclosed in Note 12.

20. BONUS AND WELFARE FUNDS

	Closing balance	Opening balance
	VND	VND
Opening balance	21,187,107,561	24,088,758,177
Increase during the year	48,314,674,246	54,910,420,684
Appropriation from profit	47,275,731,422	53,985,242,500
Received from Power Generation Corporation 2 - JSC	8,000,000	120,960,000
Receive from other funds	1,030,942,824	804,218,184
Decrease during the year	(47,328,804,892)	(57,812,071,300)
Use in the year	(44,196,683,469)	(56,062,906,505)
Depreciation expense allocated during the year	(1,629,303,090)	(1,645,814,795)
Other decreases	(1,502,818,333)	(103,350,000)
Closing balance	22,172,976,915	21,187,107,561



21. OWNER'S EQUITY

Movement in owner's equity

	Owner's contributed capital	Share premium	Other owner's capital	Investment and development fund	Retained earnings	Total
	VND	VND	VND	VND	VND	VND
<b>For the year ended 31 December 2023</b>						
Opening balance	5,000,000,000,000	196,652,770,150	16,549,131,827	557,558,074,954	546,793,075,362	6,317,553,052,293
Profit for the year	-	-	-	-	441,471,552,679	441,471,552,679
Appropriation to Investment and development fund	-	-	-	307,832,862	(307,832,862)	-
Reversal from Investment and Development Fund to Retained earnings	-	-	-	(276,000,000,000)	276,000,000,000	-
Appropriation to bonus and welfare fund	-	-	-	-	(53,985,242,500)	(53,985,242,500)
Dividends declared (i)	-	-	-	-	(692,500,000,000)	(692,500,000,000)
Assets formed from funds	-	-	9,342,664,079	(9,342,664,079)	-	-
Closing balance	5,000,000,000,000	196,652,770,150	25,891,795,906	272,523,243,737	517,471,552,679	6,012,539,362,472
<b>For the year ended 31 December 2024</b>						
Opening balance	5,000,000,000,000	196,652,770,150	25,891,795,906	272,523,243,737	517,471,552,679	6,012,539,362,472
Profit for the year	-	-	-	-	258,938,414,167	258,938,414,167
Appropriation to Investment and development fund	-	-	-	111,985,037,929	(111,985,037,929)	-
Appropriation to bonus and welfare fund	-	-	-	-	(47,275,731,422)	(47,275,731,422)
Dividends declared (i)	-	-	-	-	(501,000,000,000)	(501,000,000,000)
Assets formed from funds	-	-	29,929,590,870	(29,929,590,870)	-	-
Closing balance	5,000,000,000,000	196,652,770,150	55,821,386,776	354,578,690,796	116,149,197,495	5,723,202,045,217

(i) According to Resolution No. 3425/NQ-NĐHP of the 2024 Annual General Meeting of Shareholders dated 22 May 2024, the Company approved a dividend payment plan at a rate of 11.5% of the retained earnings of 2023, with a total amount of VND 551,000,000,000. In 2024, the Company paid dividends from the undistributed after-tax profit of 2023 amounting to VND 351,000,000,000.

According to Resolution No. 8735/NQ-NĐHP of the Board of Directors dated 29 November 2024, the Company approved an interim dividend payment plan at a rate of 3% of the retained earnings of 2024, with a total amount of VND 150,000,000,000. The final registration date for the list of shareholders entitled to receive the dividend is 30 December 2024, and the expected payment date is 31 March 2025.

**Charter capital**

According to the first Enterprise Registration Certificate No. 0200493225 issued by the Department of Planning and Investment of Hai Phong City on 17 September 2002, which the 10<sup>th</sup> amendment on 02 January 2025, the Company's charter capital is VND 5,000,000,000,000. As at 31 December 2024, the charter capital has been fully contributed by shareholders as follows:

	Contributed capital					
	Closing balance			Opening balance		
	Number of shares	VND	%	Number of shares	VND	%
Power Generation Corporation 2 - JSC	255,000,000	2,550,000,000,000	51.00%	255,000,000	2,550,000,000,000	51.00%
Pha Lai Thermal Power Joint Stock Company	129,850,000	1,298,500,000,000	25.97%	129,850,000	1,298,500,000,000	25.97%
Other shareholders	115,150,000	1,151,500,000,000	23.03%	115,150,000	1,151,500,000,000	23.03%
	<b>500,000,000</b>	<b>5,000,000,000,000</b>	<b>100%</b>	<b>500,000,000</b>	<b>5,000,000,000,000</b>	<b>100%</b>

**Shares**

	Closing balance		Opening balance	
	Number of shares	VND	Number of shares	VND
<b>Number of shares issued to the public</b>				
Ordinary shares	500,000,000	5,000,000,000,000	500,000,000	5,000,000,000,000
<b>Number of outstanding shares in circulation</b>				
Ordinary shares	500,000,000	5,000,000,000,000	500,000,000	5,000,000,000,000

An ordinary share has par value of VND 10,000

**22. OFF BALANCE SHEET ITEMS**

**Operating lease**

	Closing balance VND	Opening balance VND
Minimum lease payment in the future under non-cancellable operating lease under the following terms:		
Within 1 year	16,142,170,183	15,240,575,660
From two to five years	64,568,680,732	60,962,302,639
After five years	297,337,156,006	301,551,841,072
	<b>378,048,006,921</b>	<b>377,754,719,371</b>



Lease payments are primarily from the following contracts:

Lease payment for 332,085 m<sup>2</sup> at KV1, VT1: Ben Binh - Pha Rung Road: Section from Mieu Đoi to Pha Rung ferry terminal in Tam Hung Commune, Thuy Nguyen City, Hai Phong City, in accordance with Decision No. 1879/QĐ-UB dated 13 August 2003 (Contract No. 61 dated 17 November 2005) and Notification No. 974/TB-CTHPH dated 25 March 2022, issued by the Hai Phong City Tax Department. The lease period is from 13 August 2003, to 13 August 2043. The land rental price is determined by the Hai Phong City Tax Department based on market rates. The estimated minimum future lease payment, based on the 2024 land rental rate, is VND 11,786/m<sup>2</sup>/year.

Lease payment for 630,200 m<sup>2</sup> in Pha Le and Phuc Le Communes, Thuy Nguyen City, Hai Phong City, for the purpose of constructing an ash and slag storage site, in accordance with Decision No. 3254/QĐ-UB dated 10 December 2003; Contract No. 189 dated 31 December 2013; and Notification No. 3456/TB-CT dated 20 September 2021, issued by the Hai Phong City Tax Department. The lease period is from 10 December 2003, to 10 December 2043. The land rental price is determined by the Hai Phong City Tax Department based on market rates. The estimated minimum future lease payment, based on the 2024 land rental rate, is VND 3,000/m<sup>2</sup>/year.

Lease payment for 238,888 m<sup>2</sup> at Location I, Area I, Provincial Road 359 (Ben Binh - Pha Rung route), Tam Hung Commune, Thuy Nguyen City, Hai Phong City, for the purpose of constructing the main plant, in accordance with Decision No. 1828 dated 16 August 2006, land allocation on 25 December 2006, and Notification No. 519 dated 23 February 2022, issued by the Hai Phong City Tax Department. The lease period is from 16 August 2006, to 16 August 2056. The land rental price is determined by the Hai Phong City Tax Department based on market rates. The estimated minimum future lease payment, based on the 2024 land rental rate, is VND 14,871/m<sup>2</sup>/year.

## 23. BUSINESS AND GEOGRAPHICAL SEGMENTS

The Company's primary business activity is the production and sale of electricity within the domestic market. Other business activities account for an insignificant proportion of the Company's total revenue and operating results for the year as well as in previous accounting periods. Accordingly, the financial information presented in the balance sheet as at 31 December 2024 and 31 December 2023, as well as the total revenue and expenses presented in the statements of profit or loss for the financial years ended 31 December 2024, and 31 December 2023, all relate to the Company's core business operations. Therefore, the Company does not present segment reporting by business sector or geographical area.

## 24. REVENUE

	Current year	Prior year
	VND	VND
Electricity sales	11,022,186,350,324	11,430,576,731,544
Other sales	14,088,904,015	12,121,291,137
	<b>11,036,275,254,339</b>	<b>11,442,698,022,681</b>
<i>In which:</i>		
Revenue from related parties (Details stated in Note 32)	11,022,186,350,324	11,430,576,731,544

## 25. COST OF SALES

	Current year	Prior year
	VND	VND
Cost of electricity sales	10,627,980,540,395	10,797,987,252,748
Others	1,103,916,164	779,709,000
	<b>10,629,084,456,559</b>	<b>10,798,766,961,748</b>

26. PRODUCTION COST BY NATURE

	Current year VND	Prior year VND
Raw materials and consumables	9,323,172,971,244	9,061,870,411,194
Depreciation and amortisation	545,794,537,157	926,833,567,490
Fixed asset repair costs	293,706,961,660	338,327,731,828
Labour	249,529,686,174	275,430,776,618
Out-sourced services	78,015,886,160	62,578,387,205
Taxes, fees and charges	140,991,083,175	122,140,912,365
Other costs	104,847,487,429	118,480,534,220
	<b>10,736,058,612,999</b>	<b>10,905,662,320,920</b>

27. FINANCIAL INCOME

	Current year VND	Prior year VND
Bank and loan interest	488,266,635	6,268,591,073
Foreign exchange gain	-	1,554,653,624
Dividends and profits received	32,500,000	27,500,000
	<b>520,766,635</b>	<b>7,850,744,697</b>

28. FINANCIAL EXPENSES

	Current year VND	Prior year VND
Interest expense	11,544,226,040	52,177,884,231
Foreign exchange rate difference loss due to payments during the year	16,853,106,859	16,457,025,158
Foreign exchange loss due to revaluation of foreign currency items	-	11,411,819,168
	<b>28,397,332,899</b>	<b>80,046,728,557</b>

29. GENERAL AND ADMINISTRATION EXPENSES

	Current year VND	Prior year VND
Labour cost	33,978,403,845	38,884,109,508
Taxes, fees and charges	17,414,351,261	14,362,795,374
Depreciation and amortisation	4,543,541,508	6,190,356,258
Out-sourced services	20,092,184,798	19,291,118,786
Others	30,945,675,028	28,946,688,246
	<b>106,974,156,440</b>	<b>107,675,068,172</b>



30. CORPORATE INCOME TAX EXPENSE

	Current year VND	Prior year VND
<b>Current corporate income tax expense</b>		
Corporate income tax expense based on taxable profit in the current year	13,848,904,376	23,379,412,127
Adjustments for corporate income tax expense in previous years to the current year	7,836,462	11,227,508
<b>Total current corporate income tax expense</b>	<b>13,856,740,838</b>	<b>23,390,639,635</b>

The current corporate income tax expense for the year was computed as follows:

	Current year VND	Prior year VND
<b>Profit before tax</b>	<b>272,795,155,005</b>	<b>464,862,192,314</b>
<b>Adjustments for taxable profit</b>	<b>257,052,817</b>	<b>319,500,000</b>
<i>Add /(Less):</i>		
<i>Add: non-deductible expenses</i>	<i>1,202,183,000</i>	<i>319,500,000</i>
<i>Less: Others reducing profit before tax</i>	<i>(945,130,183)</i>	<i>-</i>
<b>Taxable profit</b>	<b>273,052,207,822</b>	<b>465,181,692,314</b>
<i>Taxable profit at normal tax rate of 20%</i>	<i>1,308,626,565</i>	<i>802,183,413</i>
<i>Taxable profit at incentive tax rate of 5%</i>	<i>271,743,581,257</i>	<i>464,379,508,901</i>
<b>Corporate income tax expense based on taxable profit in the current year</b>	<b>13,848,904,376</b>	<b>23,379,412,127</b>

The Company is entitled to a corporate income tax (CIT) incentive at a preferential tax rate of 10% on taxable income for 15 years, starting from the first year of revenue generation (from 2011 to 2025). The standard tax rate will apply in subsequent years.

The Company is also exempt from CIT for four years from the first year of taxable income (from 2012 to 2015) and is entitled to a 50% tax reduction for the following nine years (from 2016 to 2024). The CIT Law stipulates that if the Company does not generate taxable profit for three consecutive years from the first year of revenue generation, the tax exemption period will commence from the fourth year, regardless of whether taxable profit is generated. The year 2024 marks the ninth year in which the Company is eligible for a 50% CIT reduction.

These tax exemptions and reductions do not apply to other income, which is subject to the normal CIT rate of 20%.

31. BASIC EARNINGS PER SHARE

	Current year	Prior year
<b>Accounting profit after corporate income tax (VND)</b>	<b>258,938,414,167</b>	<b>441,471,552,679</b>
Appropriation to bonus and welfare fund (VND) (*)	-	(47,275,731,422)
<b>Increasing adjustments (VND)</b>	<b>258,938,414,167</b>	<b>394,195,821,257</b>
Average ordinary shares in circulation for the year (share)	500,000,000	500,000,000
<b>Basic earnings per share (VND/share)</b>	<b>518</b>	<b>788</b>

(\*) The basic earnings per share for the financial year ended 31 December 2023, has been restated due to the impact of the distribution of 2023 retained earnings, in accordance with Resolution No. 3425/NQ-NDHP of the 2024 Annual General Meeting of Shareholders dated 22 May 2024, as follows:

	Current year	Prior year
Accounting profit after corporate income tax (VND)	441,471,552,679	441,471,552,679
Appropriation to bonus and welfare fund (VND)	-	(47,275,731,422)
Appropriation to bonus and welfare fund (VND)	441,471,552,679	394,195,821,257
Average ordinary shares in circulation for the year (shares)	500,000,000	500,000,000
Basic earnings per share (VND/share)	883	788

As at the date of these financial statements, the Company has not been able to reliably estimate the amounts to be allocated to the bonus and welfare fund and the Bonus to the Executive Board from retained earnings, as the General Meeting of Shareholders has not yet determined the allocation rate for these funds for 2024. If the Company allocates amounts to the bonus and welfare fund and the Bonus to the Executive Board for the financial year ended 31 December 2024, the net profit attributable to ordinary shareholders and basic earnings per share will decrease accordingly.

### 32. RELATED PARTY TRANSACTIONS AND BALANCES

*List of related parties with significant transactions and balances for the year:*

Related party	Relationship
Vietnam Electricity	Ultimate Parent Company
Power Generation Corporation 2 - JSC	Parent Company
Electricity Trading Company - Vietnam Electricity	Unit of the Group
Pha Lai Thermal Power Joint Stock Company	Unit of the Corporation
Ba Ria Thermal Power Joint Stock Company	Unit of the Group
Northern Electricity Testing Company Limited	Unit of the Group
Electricity Telecommunications and Information Technology Company	Unit of the Group
Vinh Phuc Electricity Company - Branch of the Electricity Corporation	Unit of the Group
Northern Region	

*During the year, the Company entered into the following significant transactions with its related parties:*

	Current year VND	Prior year VND
<b>Sale electricity</b>		
Electricity Trading Company - Vietnam Electricity	11,022,186,350,324	11,430,576,731,544
	<u>11,022,186,350,324</u>	<u>11,430,576,731,544</u>
<b>Purchases</b>		
Vietnam Electricity	32,104,886,918	22,403,083,948
Vinh Phuc Power Company - Branch of Northern Power Corporation	613,600,000	514,480,000
Electricity Telecommunications and Information Technology Company	402,491,799	403,573,138
Northern Electrical Testing Company Limited	-	4,218,181,818
	<u>33,120,978,717</u>	<u>27,539,318,904</u>



	Current year VND	Prior year VND
<b>Loan principal payment</b>		
Electricity Trading Company - Vietnam Electricity	420,732,272,210	799,836,211,791
In which:		
<i>Loan principal payment</i>	403,879,165,351	784,934,691,416
<i>Exchange rate difference</i>	16,853,106,859	14,901,520,375
	<b>420,732,272,210</b>	<b>799,836,211,791</b>

<b>Loan interest and taxes, fees</b>		
Vietnam Electricity	8,132,358,860	69,279,565,182
	<b>8,132,358,860</b>	<b>69,279,565,182</b>

<b>Dividends</b>		
Power Generation Corporation 2 - JSC	255,510,000,000	353,175,000,000
Pha Lai Thermal Power Joint Stock Company	130,109,700,000	179,842,250,000
Ba Ria Thermal Power Joint Stock Company	10,020,000,000	13,850,000,000
	<b>395,639,700,000</b>	<b>546,867,250,000</b>

*Significant related party balances as at the balance sheet date were as follows:*

	Closing balance VND	Opening balance VND
<b>Short-term trade receivable</b>		
Electricity Trading Company - Vietnam Electricity	2,540,077,301,636	2,890,066,594,483
	<b>2,540,077,301,636</b>	<b>2,890,066,594,483</b>

<b>Short-term trade payable</b>		
Vietnam Electricity	6,596,657,520	-
Northern Electrical Testing Company Limited	1,671,904,005	3,132,662,325
Electricity, Telecommunications and Information Technology Company	402,491,799	403,573,138
	<b>8,671,053,324</b>	<b>3,536,235,463</b>

<b>Other current payable</b>		
Power Generation Corporation 2 - JSC	76,500,000,000	102,000,000,000
Pha Lai Thermal Power Joint Stock Company	38,955,000,000	51,940,000,000
Ba Ria Thermal Power Joint Stock Company	3,000,000,000	4,000,000,000
A Vuong Hydropower Joint Stock Company	-	44,833,648
	<b>118,455,000,000</b>	<b>157,984,833,648</b>

<b>Current portion of long-term loan</b>		
Vietnam Electricity	-	403,879,165,351
	-	<b>403,879,165,351</b>

*Remunerations paid to the Company's Board of Directors, Supervisors, Executive Officers and the Chief Accountant during the year was as follows:*


		Current year	Prior year
		VND	VND
<b>Remuneration and income of the Board of Directors</b>		<b>1,904,968,500</b>	<b>1,954,062,000</b>
Mr. Ta Cong Hoan	Chairman	693,250,000	657,420,000
Mr. Le Minh Tuan	Member	594,835,000	564,126,000
Mr. Le Van Chinh	Member	72,000,000	72,000,000
Mr. Chu The Hoang	Member	72,000,000	72,000,000
Mr. Nguyen Xuan Chien	Member	72,000,000	72,000,000
Mr. Tran Anh Duy	Member	16,348,000	-
	(appointed on 31 October 2024)		
Mr. Nguyen Xuan Dang	Member	384,535,500	516,516,000
	(resigned on 31 October 2024)		
<b>Remuneration and income of the Board of Supervisors</b>		<b>1,357,395,648</b>	<b>1,082,018,064</b>
Ms. Pham Thi Dung	Head of Board of Supervisors	573,397,824	565,947,700
Mr. Vu Quang Huy	Member	567,997,824	336,070,364
Ms. Le Thi Thuy	Member	60,000,000	60,000,000
Mr. Nguyen Ngoc Anh	Member	60,000,000	60,000,000
Mr. Tran Minh Tam	Member	96,000,000	37,479,452
	(appointed on 18 May 2023)		
Mr. Truong Van Thoi	Member	-	22,520,548
	(resigned on 18 May 2023)		
<b>Remuneration and income of Executive Officers and Chief Accountant</b>		<b>2,514,755,000</b>	<b>2,660,615,500</b>
Mr. Duong Son Ba	Chief Executive Officer	669,850,000	635,220,000
Mr. Le Anh Tan	Deputy Chief Executive Officer	470,635,000	516,698,500
Mr. Nguyen Minh Thanh	Deputy Chief Executive Officer	470,635,000	516,698,500
Mr. Tran Xuan Truong	Deputy Chief Executive Officer	470,635,000	516,698,500
Mr. Pham Quoc Toan	Chief Accountant	433,000,000	475,300,000



33. SUPPLEMENTAL DISCLOSURES OF CASH FLOW INFORMATION

*Supplemental non-cash disclosures*

Dividends and profits paid to shareholders during the year do not include VND 151,036,856,554 (previous year: VND 201,371,868,473), which represents the amount of dividends allocated to shareholders according to the Board of Directors' dividend payment decisions but has not yet been paid. Consequently, changes in accounts payable have been adjusted by the same amount.

  
\_\_\_\_\_  
Phung Duc Tuyen  
Preparer

  
\_\_\_\_\_  
Pham Quoc Toan  
Chief Accountant

  
  
\_\_\_\_\_  
Duong Son Ba  
Chief Executive Officer

31 March 2025