

INTERIM BALANCE SHEET

(Form full)

As of 31 March 2025

ASSETS	Codes	Notes	End of quarter	Beginning of the year
1	2	3	4	5
A. CURRENT ASSETS (100)=110+120+130+140+150	100		819.078.037.549	739.656.199.925
I. Cash and cash equivalents	110	1	20.938.872.919	7.170.421.863
1. Cash	111		20.938.872.919	7.170.421.863
III. Short-term receivables	130		785.313.944.375	708.135.095.038
1. Trade accounts receivable	131	2	782.372.269.682	706.000.141.860
2. Short-term advances to suppliers	132		208.589.151	314.902.739
3. Other receivables	136	3	2.733.085.542	1.820.050.439
IV. Inventories	140		10.752.475.655	20.631.243.474
1. Inventories	141	4	10.752.475.655	20.631.243.474
V. Other current assets	150		2.072.744.600	3.719.439.550
1. Short-term prepaid expenses	151	5	210.861.971	107.514.994
2. Value added tax deductible	152		1.545.900.724	3.234.876.049
3. Other receivables from State Budget	153	10	315.981.905	377.048.507
B. NON-CURRENT ASSETS	200		211.571.787.135	214.298.827.470
II. Fixed assets	220		13.120.581.942	13.603.204.911
1. Tangible fixed assets	221	6	12.885.340.285	13.367.963.254
- Cost	222		42.383.612.877	42.383.612.877
- Accumulated depreciation (*)	223		(29.498.272.592)	(29.015.649.623)
3. Intangible fixed assets	227	7	235.241.657	235.241.657
- Cost	228		624.835.017	624.835.017
- Accumulated Amortization (*)	229		(389.593.360)	(389.593.360)
III. Investment properties	230	8	198.451.205.193	200.695.622.559
- Cost	231		259.753.835.497	259.753.835.497
- Accumulated depreciation(*)	232		(61.302.630.304)	(59.058.212.938)
IV. Long-term assets in progress	240		-	-
1. Construction in progress	242		-	-



V. Long-term financial investments	250		-	-
VI. Other long-term assets	260		-	-
1. Long-term prepayments	261	5	-	-
2. Deferred tax assets	262		-	-
3. Long-term equipment and spare parts	263		-	-
4. Other long-term assets	268		-	-
TOTAL ASSETS (270=100+200)	270		1.030.649.824.684	953.955.027.395
EQUITY	Codes	Notes	End of quarter	Beginning of the year
1	2	3	4	5
A. LIABILITIES (300=310+320)	300		634.449.580.975	557.847.588.636
I. Current liabilities	310		589.028.652.181	512.124.808.392
1. Trade accounts payables	311	9	144.087.183.947	140.850.236.629
2. Short-term advances from customers	312		86.608.865	46.210.288
3. Taxes and amounts payable to State Budget	313		665.388.142	2.045.550.439
4. Payables to employees	314		1.320.326.471	11.747.652.552
5. Accrued expenses	315	11	478.578.642	886.977.652
6. Short-term unearned revenues	318	12	3.400.163.478	3.551.345.058
7. Other current payables	319	13	2.478.670.728	2.478.368.071
8. Short-term loans and obligations under finance leases	320	14	430.679.960.932	342.979.824.646
9. Short-term provisions	321		594.265.526	594.265.526
10. Bonus and welfare funds	322		5.237.505.450	6.944.377.531
II. Long-term liabilities	330		45.420.928.794	45.722.780.244
1. Long-term unearned revenues	336	12	42.098.182.382	42.400.033.832
2. Other long-term payables	337	13	3.322.746.412	3.322.746.412
B. EQUITY (400=410+430)	400		396.200.243.709	396.107.438.759
I. Owners' equity	410		396.200.243.709	396.107.438.759
1. Owners' contributed capital	411	15	311.998.250.000	311.998.250.000
Ordinary shares with voting rights	411a		311.998.250.000	311.998.250.000
Preference shares	411b		-	-
2. Share premium	412		-	-
3. Other legal capital	414		-	-
4. Treasury shares (*)	415		-	-


EQUITY	Codes	Notes	End of quarter	Beginning of the year
1	2	3	4	5
5. Assets revaluation reserve	416		-	-
6. Foreign exchange rate difference	417		-	-
7. Investment and development fund	418		87.686.191.024	87.686.191.024
10. Retained earnings	421		(3.484.197.315)	(3.577.002.265)
- Accumulated to the prior year end			(3.577.002.265)	3.923.900.814
- Undistributed earnings of the current year			92.804.950	(7.500.903.079)
TOTAL RESOURCES (430=300+400)	440		1.030.649.824.684	953.955.027.395

Hà Nội, 18th Apr 2025

Preparer

Chief Accountant

General Director



Nguyen Thi Hong Hanh



Trinh Thi Hong




Tran Khắc Mạnh

INTERIM INCOME STATEMENT
(Full form)
First Quarter of 2025

Currency: VND


Items	Codes	Notes	First quarter		Accumulated from the beginning of the year to the end of this quarter	
			Current year	Previous year	Current year	Previous year
1	2	3	4	5	6	7
1. Revenue from goods sold and services rendered	1	16	259.329.846.569	277.729.832.672	259.329.846.569	277.729.832.672
2. Deductions	2		-	-	-	-
3. Net revenue from goods sold and services rendered (10=01-02)	10	17	259.329.846.569	277.729.832.672	259.329.846.569	277.729.832.672
4. Cost of goods sold and services rendered	11	18	234.332.906.131	251.258.840.193	234.332.906.131	251.258.840.193
5. Gross profit from goods sold and services rendered (20=10-11)	20		24.996.940.438	26.470.992.479	24.996.940.438	26.470.992.479
6. Financial income	21	19	4.544.308	7.273.089	4.544.308	7.273.089
7. Financial expense	22	20	4.986.451.062	5.685.357.392	4.986.451.062	5.685.357.392
- Of which: Loan interest charged	23		4.986.451.062	5.685.357.392	4.986.451.062	5.685.357.392
8. Selling expenses	25		16.793.337.627	14.437.592.024	16.793.337.627	14.437.592.024
9. General and administrative expenses	26		3.298.400.948	8.766.114.820	3.298.400.948	8.766.114.820
10. Net profit from operating activities (30=20+(21-22)-(24+25))	30		(76.704.891)	(2.410.798.668)	(76.704.891)	(2.410.798.668)
11. Other incomes	31	21	192.711.078	316.265.644	192.711.078	316.265.644
12. Other expenses	32	22	-	102.474.462	-	102.474.462
13. Profit from other activities (40=31-32)	40		192.711.078	213.791.182	192.711.078	213.791.182
14. Accounting profit before tax (50=30+40)	50		116.006.187	(2.197.007.486)	116.006.187	(2.197.007.486)
15. Current corporate income tax expenses	51	23	23.201.237	342.882.582	23.201.237	342.882.582
16. Deferred tax expenses	52	23	-	-	-	-
17. Net profit after corporate income tax (60=50-51-52)	60		92.804.950	(2.539.890.068)	92.804.950	(2.539.890.068)
18. Earnings per share (*)	70		3	(81)	3	(81)

Preparer



Nguyen Thi Hong Hanh

Chief Accountant



Trinh Thi Hong

Ha Noi, 18th Apr 2025

General Director



Tran Khắc Mạnh

CASH FLOW STATEMENT
(Indirect method)
First Quarter of 2025

Currency: VND

	ITEMS	Code	Thuyết minh	Accumulated from the beginning of the year to the end of this quarter this year	Accumulated from the beginning of the year to the end of this quarter last year
I.	CASH FLOW FROM OPERATING ACTIVITIES				
1.	Profit before tax	01		116.006.187	(2.197.007.486)
2.	Adjustments for				
	- Depreciation of fixed assets and investment properties	02		2.727.040.335	2.797.347.229
	- (Gain)/Loss from investing activities	05		(4.544.308)	(7.273.089)
	- Interest expenses	06		4.986.451.062	5.685.357.392
3.	Operating profit before movements in working capital	08		7.824.953.276	6.278.424.046
	- Increase/ (decrease) in receivables	09		(75.428.807.410)	50.522.656.638
	- Increase/ (decrease) in inventories	10		9.878.767.819	(20.017.674.798)
	- Increase/(decrease) in payables (exclude interest expenses, corporate income tax)	11		(8.651.430.284)	(49.050.548.556)
	- Increase/(decrease) in prepayments and others	12		(103.346.977)	166.577.111
	- Interest paid	14		(5.064.162.059)	(5.479.659.562)
	- Corporate income tax paid	15		(685.331.822)	-
	- Other cash outflows	17		(1.706.872.081)	(2.626.682.011)
	Net cash from operating activities	20		(73.936.229.538)	(20.206.907.132)
II.	CASH FLOWS FROM INVESTING ACTIVITIES				
	Interest earned, dividend and profit received	27		4.544.308	7.273.089
	Net cash from investing activities	30		4.544.308	7.273.089
III.	CASH FLOW FROM FINANCING ACTIVITIES				
	Proceeds from borrowings	33		252.835.068.332	247.123.497.323
	Repayments of borrowings	34		(165.134.932.046)	(257.549.086.980)
	Dividends and profits paid	36		-	-
	Net cash from financing activities	40		87.700.136.286	(10.425.589.657)
	Net increase/(decrease) in cash and cash equivalents	50		13.768.451.056	(30.625.223.700)
	Cash and cash equivalents at the beginning of the year	60		7.170.421.863	41.390.410.048
	Cash and cash equivalents at the end of the year	70		20.938.872.919	10.765.186.348

Preparer

Chief Accountant

Ha Noi, 18th Apr 2025

General Director


 Nguyen Thi Hong Hanh


 Trinh Thi Hong


 Tran Khac Manh

Form B 09 – DN

(Issued in accordance with the Circular No.200/2014/TT-BTC

Dated 22nd Dec 2014 by the Minister of Finance).

NOTES TO THE FINANCIAL STATEMENTS

First Quarter of 2024

1. GENERAL INFORMATION

Structure of ownership

VICEM Energy and Environment Joint Stock Company was renamed from Vicem Cement Transportation Materials Joint Stock Company, operating under the first Business Registration Certificate dated April 24, 2006; Business Registration Certificate No. 0100106352, changed for the 17th time on August 26, 2021 issued by the Department of Planning and Investment. The charter capital of the Company is VND 311,998,250,000 divided into 31,199,825 shares with par value of VND 10,000. The Company's shares were officially listed on the Hanoi Stock Exchange (HNX) with the stock code as VTV. The head office of the Company located at 21B Cat Linh Street, Cat Linh Ward, Dong Da District, Hanoi City.

Operating and principal activities

- Maintenance and repair of automobiles and other motor vehicles;
- Sale of spare parts and auxiliary components for automobiles and other motor vehicles (excluding auction activities);
- Wholesale of machinery, equipment, and other machine parts;
- Transport of goods by road;
- Coastal and ocean freight transport;
- Inland waterway freight transport;
- Warehousing and storage of goods (excluding real estate business activities);
- Loading and unloading of goods;
- Other support services related to transportation (excluding air transportation);
- Iron ore mining;
- Mining of other non-ferrous metals;
- Unclassified mining activities;
- Scrap recycling;
- Wholesale of solid, liquid, gaseous fuels and related products (coal and other solid fuels);
- Wholesale of metals and metal ores (excluding gold bars and raw gold);
- Wholesale of other materials and installation equipment in construction;
- Other specialized wholesale activities not classified elsewhere;
- Retail of other new goods in specialized stores (excluding retail of firearms for hunting or sporting purposes, retail of stamps and coins, retail of gold bars, and raw gold);
- Retail of hardware, paint, glass and other installation equipment in specialized stores;
- Other forms of retail not classified elsewhere;
- Real estate business. Business of land use rights owned, used or leased by the owner;
- Real estate consulting, management and advertising services; Real estate brokerage, valuation and trading floor services;
- Other remaining business support activities not classified elsewhere;
- Direct support services for rail transportation;
- Direct support services for waterway transportation;
- Other support services for mining;
- Other support services for road, transportation;
- Collection of hazardous waste;
- Treatment and disposal of non-hazardous waste;
- Treatment and disposal of hazardous waste;
- Drainage and wastewater treatment;
- Pollution treatment and other waste management activities;
- Production of cement, lime, and gypsum
- Other recreational activities not classified elsewhere;
- Landscaping and maintenance services;
- Other retail in general stores;
- Retail of food, beverages, and tobacco predominating in general stores;

- House cleaning;
- Industrial cleaning and specialized constructions;
- Private security services;
- Beverage serving services;

Normal business cycle

The Company's normal cycle are carried out for a time period of 12 months or less.

Corporate structure

The Company's organization includes its headquarters at 21B Cat Linh Street, Cat Linh Ward, Dong Da District, Hanoi city, and its dependent accounting branches, detailed as follows:

No	Name	Address
1	Company branch in Hoang Thach	Minh Tan commune, Kinh Mon district, Hai Duong province
2	Company branch in Quang Ninh	Group 5 K12, Hai Phuc street, Hong Hai ward, Ha Long city, Quang Ninh province.
3	Company branch in Hai Phong	No.20 Hanoi street, Thuong Ly ward, Hong Bang district, Hai Phong city
4	Representative office in Phu Tho	Hung Son town, Lam Thao district, Phu Tho province
5	Company branch in Bim Son	No.6 Nguyen Hue street, Ngoc Trao ward, Bim Son town, Thanh Hoa province
6	Company branch in Ha Nam	La Mat hamlet, Kien Khe commune, Thanh Liem district, Ha Nam province
7	Company branch in Hoang Mai	Tan Son hamlet, Quynh Thien commune, Quynh Luu district, Nghe An province
8	Company branch in Ninh Binh	No.2 Hoang Dieu street, Ninh Binh town, Ninh Binh province
9	Southern Representative Office	No.25/1, street 4BK, Binh Khanh ward, district 2, Ho Chi Minh city

2. ACCOUNTING PERIOD AND ACCOUNTING CURRENCY

Accounting period

The Company's fiscal year begins on 1 January and ends on 31 December.

Accounting currency: Vietnamese Dong (VND).

3. ACCOUNTING STANDARDS AND ACCOUNTING SYSTEM APPLIED

The financial statements are performed in Vietnamese Dong (VND) and prepared under the accounting principles in conformity with the Vietnamese Corporate Accounting System issued in pursuance of Circular No. 200/2014/TT-BTC dated 22 December 2014, Circular No. 53/2016/TT-BTC dated 21 March 2016 of Ministry of Finance, Vietnamese Accounting Standards, and the relevant statutory requirements applicable to financial reporting.

4. SUMMARY OF SIGNIFICANT ACCOUNTING POLICIES

The significant accounting policies, which have been adopted by the Company in the preparation of these financial statements, are as follows:

Basis of preparation of financial statements

The financial statements are prepared on the accrual basis (except for the information related to cash flows), under historical cost principle, based on the assumption of going concern.

Estimates

The preparation of financial statements in conformity with Vietnamese Accounting Standards, the Corporate Accounting System, and the relevant statutory requirements applicable to financial reporting requires management to make estimates and assumptions that affect the reported amounts of assets, liabilities, and disclosures of contingent assets and liabilities at the date of the financial statements and the reported amounts of revenues and expenses during the year. The actual number incurred may differ from the estimates and assumptions.

Foreign currency conversion

The principles of foreign currency conversion are implemented in accordance with Vietnamese Accounting Standards (VAS) No.10 - Effects of Changes in Foreign exchange rates and the current enterprise accounting regime.

During the period, transactions incurred in foreign currency are converted to VND at the actual transaction exchange rate on the date of occurrence or the accounting record exchange rate. The resulting exchange rate differences are reflected in financial revenue (if a gain) and financial expense (if a loss). Monetary items with foreign currency origins are revalued at the actual transaction exchange rate at the end of the accounting period. The exchange rate differences from revaluation are recognized in exchange rate differences, and the balance is transferred to financial revenue (if a gain) or financial expense (if a loss) at the end of the accounting period.

Cash and cash equivalents

Cash reflects the full existing amount of the Company at the end of the accounting year, comprising cash on hand, demand deposits and cash in transit.

Cash equivalents comprises short-term investments with terms less than 03 months since the date of investment that are readily convertible to known amounts of cash and which are subject to an insignificant risk of changes in value at the reporting date and recorded in accordance with Vietnamese Accounting Standard No. 24 - Cash flow statement.

Financial instruments

Initial notes

Financial assets

According to Circular No.210/2009/TT-BTC dated November 6, 2009, issued by the Ministry of Finance, financial assets are classified appropriately for the purpose of disclosure in the financial statements into financial assets recognized at fair value through profit or loss, loans and receivables, held-to-maturity investments, and financial assets available for sale. The Company determines the classification of these financial assets at the time of initial recognition.

At the time of initial recognition, financial assets are determined at cost plus any directly attribute transaction costs related to the acquisition of those financial assets. The Company's financial assets include cash and cash equivalents, trading securities, held-to-maturity investments, receivables from customers, loans receivable, and other receivables.

Financial liabilities

According to Circular No.210/2009/TT-BTC dated November 6, 2009, issued by the Ministry of Finance, financial liabilities are classified appropriately for the purpose of disclosure in the financial statements into financial liabilities recognized at fair value through profit or loss and financial liabilities measured at amortized cost. The Company determines the classification of these financial liabilities at the time of initial recognition.

At the time of initial recognition, financial liabilities are determined at cost plus any directly attribute transaction costs related to the issuance of those financial liabilities. The Company's financial liabilities include payables to suppliers, accrued expenses, other payables, loans, and finance lease liabilities.

Value after initial recognition

The initial value of financial instruments is reflected at fair value. In cases where there is no provision for re-determination of fair value of financial instruments, they are presented at book value.

Offsetting of financial instruments

Financial assets and financial liabilities are offset and presented at their net value on the balance sheet if, and only if, the Company has a legal right to offset the recorded amounts and intends to settle on a net basis, or to realize the assets and settle the liabilities simultaneously.

Receivables and provision for doubtful debts

Receivables are monitored in detail of the original terms, remaining terms at the reporting date, the receivable objects, original currencies and other factors for the Company's managerial purpose. The classification of receivables is trade receivables; other receivables shall comply with the principles:

- Trade receivables include commercial receivables incurred from purchase-sale transactions, including receivables from sale of exported goods under the trust for other entities;
- Other receivables include non-commercial or non-trading receivables, including: receivables from loan interests, deposit interests, amount paid on behalf of another party; receivables which the export trustor must collect from the trustee; receivables from penalties, compensation; advances; pledges, collaterals, deposits, assets lending...

The Company bases on the remaining term at the reporting date receivables to classify as long-term or short-term.

Receivables are recognized at amounts not exceeding their recoverable value. An allowance for doubtful accounts is established for receivables that are overdue by more than six months, or for receivables from debtors who are unlikely to pay due to dissolution, bankruptcy, or similar difficulties in accordance with the provisions of Circular No.228/2009/TT-BTC dated December 7, 2009, issued by the Ministry of Finance and the current enterprise accounting regime.

Inventories

Inventories are stated at a lower cost and net realizable value. Cost comprises direct materials and where applicable, direct labor costs and those overheads that have been incurred in bringing the inventories to their present location and condition. Cost is calculated using the weighted average method. The net realizable value represents the estimated selling price less all estimated costs to completion and costs to be incurred in marketing, selling, and distribution. The Company applies the regular declaration method to accounting for inventories.

Provision for devaluation of inventories is the difference between the cost of inventories and their net realizable value at the end of the accounting period, and is established in accordance with the provisions of Circular No. 228/2009/TT-BTC dated December 7, 2009, issued by the Ministry of Finance.

Tangible fixed assets and depreciation

Tangible fixed assets are stated at cost less accumulated depreciation. Tangible fixed assets are recognized under the historical cost.

The original costs of tangible fixed assets from purchase comprise their purchase prices actually paid and any directly related costs to be paid by the time putting the fixed assets into a state of readiness for use.

Costs incurred after initial recognition are recorded as increase in the historical cost of assets if they actually improve the current status in comparison with the initial standard status of the assets, such as:

- Replacing components of tangible fixed assets that extend their useful life or increase their operating capacity; or
- Improving components of tangible fixed assets that significantly enhance the quality of the produced products; or
- Applying new production technology processes that reduce the operating costs of the asset compared to before.

Costs incurred for repairs and maintenance aimed at restoring or maintaining the economic benefits of the asset to its original standard operating condition, which do not meet any of the above criteria, are recognized as operating expenses in the period incurred.

Tangible fixed assets are depreciated using the straight-line method over their estimated useful lives or net book value over the remaining useful lives in accordance with Circular No. 45/2013/TT-BTC dated 25 April 2013 of the Ministry of Finance. The estimated useful lives are as follows:

	Years
Buildings and structures	03-30
Machinery and equipment	05-06
Motor vehicles	04-15
Office equipment	03

Intangible fixed assets and amortisation

Intangible asset is stated at cost less accumulated amortization, presenting softwares and long-term land used rights at Hai Phong branch. Software is amortized on a straight-line basis over an estimated useful life from 03 years. Long-term land used rights is not amortized.

Investment Property and Depreciation

Investment property reflects the value of land used rights and construction costs corresponding to the Company's ownership, including 06 commercial office floors and basements of the Comatce Tower Project, located at 61 Nguy Nhu Kon Tum street, Residential Area No. 17, Nhan Chinh ward, Thanh Xuan district, Hanoi city, built and held by the Company for achieving benefits in renting and are stated at cost less accumulated depreciation. The cost of investment properties is the Company's expenses (cash and cash equivalents) upon the construction completion of investment properties.

Investment property for lease is depreciated using the straight-line method, based on the estimated useful life, in accordance with the provisions of Circular No. 45/2013/TT-BTC dated April 25, 2013 of the Ministry Finance. The specific depreciation periods of investment real estate groups are as follows:

	Years
Land Use Rights (*)	-
Buildings and Structures	42,5
Infrastructure, Machinery, and Equipment	10 - 15

(*): The Company does not depreciate the long-term land use rights corresponding to the privately owned part of the Company's Comatce Tower Project.

Construction in progress

Assets under construction for production, leasing, management, or any other purpose are recognized at cost. This cost includes necessary expenses to form the asset, including construction costs, equipment, other costs, and related borrowing costs in accordance with the Company's accounting policies. Depreciation of these assets is applied similarly to other assets, starting when the asset is ready for use.

Prepaid expenses

Prepaid expenses include actual expenses that have been incurred but are related to business activities of multiple accounting periods. Prepaid expenses include:

- Insurance costs are allocated according to the insurance period;
- Office leasing brokerage costs are allocated to the income statement in a 12-month period;
- Expenses related to the sale of houses through real estate trading floors are awaiting allocation; these expenses will be allocated to operating results when the Company generates revenue from real estate activities.

Payables

The payables are monitored in detail of the original terms, the remaining terms at the reporting date, the payable objects, original currency and other factors according to the Company's managerial purpose. The classification of payables such as trade payables, other payables must be implemented the following principles:

- Trade payables include commercial payables incurred from purchase-sale transactions, including payables when imported goods under the trust;
- Other payables include non-commercial or non-trading payables, including: payables for loan interest, payables for financial investments; amount paid for the third party; amount which the trustor receives from relevant parties to pay under the entrusted import-export transactions; asset borrowings; payables for penalties, compensation; surplus assets without reason; payables for social insurance, medical insurance, unemployment insurance, trade union; collaterals, deposits received, etc.

The Company bases on the remaining terms of payables at the reporting date to classify as long-term or short-term.

The payables are recorded not less than the payment obligations. In the case of there is evidence that a loss likely occurs, the Company recognizes immediately a payable under the precautionary principle.

Loans and finance lease liabilities

The loans and finance lease liabilities are monitored in detail of loan object, loan agreement, and loan asset; loan term and finance lease liabilities and original currency (if any). The loans and finance lease liabilities with the remaining term more than 12 months from the reporting date are presented as long-term loans and finance lease liabilities. The due loans and finance lease liabilities within the next 12 months from the reporting date are presented as short-term loans and finance lease liabilities.

Accrued expenses

Accrued expenses are recorded based on reasonable estimates of the amount payable for goods and services used during the period due to lack of invoices or insufficient accounting records and documents, including: loan interest; major repair costs of fixed assets, ship towing costs, etc.

Provisions payable

Provisions payable are recognized when all three of the following conditions are met:

- (a) The enterprise has a present obligation (legal or constructive) as a result of a past event;
- (b) It is probable that an outflow of economic benefits will be required to settle the obligation; and
- (c) The value of the obligation can be reliably estimated

Provisions payable are recognized based on the most reliable estimate of the amount that will be required to settle the present obligation at the end of the accounting period.

Revenue Recognition

Revenue from the sale of goods shall be recognized if it simultaneously meets the following five (5) conditions:

- (a) The company has transferred the majority of risks and benefits associated with the right to own the products or goods to the buyer;
- (b) The company no longer holds the right to manage the goods as the goods owner, or the right to control the goods;
- (c) Revenue has been determined with relative certainty. When contracts define that buyers are entitled to return products, goods purchased under specific conditions, enterprises shall only record turnovers if such specific conditions no longer exist and buyers are not entitled to return products, goods (unless the customer is entitled to return the goods under the form of exchange for other goods or services);
- (d) The company has gained or will gain economic benefits from the good sale transaction; and

- (e) It is possible to determine the costs related to the goods sale transaction.

Revenue recognition from services rendered if simultaneously satisfying the following conditions:

- (a) Revenue is measured reliably. When the contracts define that the customers are entitled to return service purchased under specific conditions, the Company shall only record revenue if such specific conditions do not exist and the customers are not entitled to return services provided;
- (b) The Company received or will receive economic benefits from the sale transactions;
- (c) The completed work is determined at the reporting date; and
- (d) Incurred costs for the transaction and the costs to complete the transaction of providing such services is determined.

In case the service provision transaction is performed over many accounting periods, the determination of service revenue in each period is usually performed using the percentage of completion method. According to this method, revenue recorded in the accounting period is determined according to the percentage of completed work.

Recording turnovers from sales of real estate if simultaneously satisfying the following conditions:

- (a) The real estate has completed and transferred to the buyers, enterprises have transferred risks and benefits associated with ownership of the real estate to the buyers;
- (b) Enterprises no longer hold the right to manage the real estate as real estate's owners or the right to control the real estate;
- (c) The turnover is determined reliably;
- (d) Enterprises have received or will receive economic benefits from the sales of the real estate;
- (e) Costs related to sales of the real estate may be determined.

Financial income includes: interest on deposits and loans; payment discounts; foreign exchange gains... Specifically as

- Interest income is recognized reliably on the balances of deposits and periodic actual interest;
- Discounted payments are recognized on notice of suppliers;
- Foreign exchange differences reflect profit from the actual exchange differences of arising transactions denominated in foreign currencies during the period and profit from the exchange differences due to the translation of monetary items denominated in foreign currencies at the reporting date.

Other income reflects income arising from events or transactions separate from the Company's normal business activities, in addition to the revenues mentioned above.

Borrowing costs include interest on loans and other costs directly related to the loans.

Borrowing cost is charged to operation expenses during the period when incurred, except for borrowing costs directly attributable to the investment, construction in progress or production of qualifying assets with appropriate time (more than 12 months) to put into use for the intended purposes or sales, which recorded in value of capitalized assets whether it is subject to the fulfillment of certain conditions of Vietnamese Accounting Standard No. 16 - Borrowing cost. Borrowing costs directly attributable to the construction of fixed assets can be capitalized even though the construction is less than 12 months.

For the general loans using for purposes of the construction or production of qualifying assets, the borrowing costs are capitalized by capitalization percentage of accumulative weighted average expenses for the construction or production of such assets.

The capitalization rate is calculated based on the weighted average interest rate of loans outstanding during the year, excluding specific loans intended for the formation of a specific asset.

Taxation

Corporate income tax includes current income tax and deferred income tax.

Current tax expense reflects the corporate income tax payable incurred during the year and any additional corporate income tax payable due to the discovery of immaterial errors from previous years. Current tax income reflects the corporate income tax payable that is reduced due to the discovery of immaterial errors from previous years.

Deferred tax expense reflects the difference between the deferred tax assets recognized in the year and the deferred tax assets generated in the year, or when the deferred tax liabilities incurred in the year are greater than the deferred tax liabilities that are reversed in the year. Deferred tax reflects the difference between the deferred tax assets generated in the year and the deferred tax assets reversed in the year, or when the deferred tax liabilities reversed in the year are greater than those incurred in the year.

Deferred income tax is calculated on the differences between the carrying amount and the tax base of assets or liabilities in the financial statements, as well as on any unused tax losses and tax incentives. Deferred income tax liabilities must be recognized for all temporary differences, while deferred income tax assets are only recognized when it is probable that there will be sufficient taxable profits in the future to offset the temporary differences.

Deferred income tax is determined based on the tax rate expected to apply in the year when the asset is recovered or the liability is settled. Deferred income tax is recognized in the income statement unless it relates to items directly credited to equity, in which case the deferred income tax is also credited directly to equity.

Deferred income tax assets and deferred income tax liabilities are offset when the Company has a legal right to offset current income tax assets against current income tax liabilities and when the deferred income tax assets and deferred income tax liabilities relate to corporate income tax administered by the same tax authority, and the Company intends to settle current income tax on a net basis.

Taxable income may differ from the total accounting profit before tax presented in the income statement because taxable income does not include taxable income or deductible expenses from other years (including carried forward losses, if any) and also excludes non-taxable or non-deductible items.

The determination of corporate income tax is based on current tax regulations. However, these regulations may change over time, and the final determination of corporate income tax depends on the results of inspections by the competent tax authority.

Related parties

Parties are considered related to the Company if they have the ability to control or significantly influence the Company in making financial and operational policy decisions, or if they share key management members or are under the control of another company (same Corporation).

Individuals with the direct or indirect right to vote that leads to significant influence over the Company, including close family members of these individuals (parents, spouses, children, siblings).

Key management personnel have authority and responsibility for planning, managing and controlling the operation of the Company: the directors, the managers of the Company and close family members of these individuals.

The companies managed by these individuals mentioned above with direct or indirect voting rights or through these rights they can have a significant impact on the Company, including the companies owned by the leaders or major shareholders of the Company and the companies have the same key management personnel.

1. CASH AND CASH EQUIVALENTS

	31.3.2025	01.01.2025
	VND	VND
- Cash on hand	59.588.133	88.658.500
- Cash in bank	20.879.284.786	7.081.763.363
Total	20.938.872.919	7.170.421.863

2. TRADE ACCOUNTS RECEIVABLE

	31.3.2025	01.01.2025
	VND	VND
- Receivables from VICEM Hai Phong Cement Co., Ltd.	30.594.611.468	51.802.057.599
- Receivables from VICEM Hoang Thach Cement Co., Ltd.	54.895.382.886	20.546.167.950
- Receivables from Bim Son Cement JSC	166.478.596.515	109.007.351.620
- Receivables from Ha Long Cement JSC	225.633.283.184	233.257.060.236
- Receivables from VICEM But Son Cement JSC	195.211.575.450	172.534.077.199
- Receivables from VICEM Tam Diep Cement Co., Ltd.	58.735.052.222	59.735.052.222
- Receivables from VICEM Hoang Mai Cement JSC	1.576.339.380	13.532.652.698
- Receivables from VICEM Hai Van Cement JSC	40.000.000.000	41.000.000.000
- Receivables from Ha Tien 1 Cement Company	3.567.820.932	-
- Receivables from other customers	5.679.607.645	4.585.722.336
Total	782.372.269.682	706.000.141.860

3. OTHER RECEIVABLES

	31.3.2025	01.01.2025
	VND	VND
Short-term	2.733.085.542	1.820.050.439
- Personal income tax (Debit 138+338)	1.884.754.537	1.327.451.268
- Penalty for loss of goods	24.506.095	24.506.095
- Advances	747.933.762	393.722.766
- Health insurance, Unemployment insurance	69.177.397	71.014.472
- Other receivables	6.713.751	3.355.838
Total	2.733.085.542	1.820.050.439

4. INVENTORY

	31.3.2025	01.01.2025
	VND	VND
- Raw materials	41.047.318	41.047.318
- Merchandises (mainly coal dust)	10.711.428.337	20.590.196.156
Total	10.752.475.655	20.631.243.474

5. PREPAID EXPENSES

	31.3.2025	01.01.2025
	VND	VND
Short-term	210.861.971	107.514.994
- Cost of barge insurance	77.635.198	107.514.994

- Building insurance premium

133.226.773

-

Total

210.861.971

107.514.994

6. INCREASE AND DECREASE IN TANGIBLE FIXED ASSETS

Currency: VND

	Buildings and structures	Machinery and equipment	Transportation vehicles	Office equipment	Total
Cost					
Balance at the beginning of the year	6.671.167.988	3.236.820.838	31.761.691.720	713.932.331	42.383.612.877
Increase during the period	-	-	-	-	-
Decrease during the period	-	-	-	-	-
Balance at the end the period	6.671.167.988	3.236.820.838	31.761.691.720	713.932.331	42.383.612.877
Accumulated depreciation	-	-	-	-	-
Balance at the beginning of the year	6.221.724.651	3.215.703.387	19.008.650.437	569.571.148	29.015.649.623
Increase during the period	28.426.416	3.102.381	431.569.737	19.524.435	482.622.969
Depreciation	28.426.416	3.102.381	431.569.737	19.524.435	482.622.969
Decrease during the period	-	-	-	-	-
Balance at the end the period	6.250.151.067	3.218.805.768	19.440.220.174	589.095.583	29.498.272.592
Net book value	-	-	-	-	-
As at the beginning of the year	449.443.337	21.117.451	12.753.041.283	144.361.183	13.367.963.254
As at the end the period	421.016.921	18.015.070	12.321.471.546	124.836.748	12.885.340.285

7. INCREASE AND DECREASE IN INTANGIBLE FIXED ASSETS

Currency: VND

	Land use rights (*)	Mine Advantage	Trademarks and brand name	Computer Software	Total
Cost					
Balance at the beginning of the year	235.241.657	-	-	389.593.360	624.835.017
Increase during the period	-	-	-	-	-
Decrease during the period	-	-	-	-	-
Balance at the end of the period	235.241.657	-	-	389.593.360	624.835.017
Accumulated amortisation	-	-	-	-	-
Balance at the beginning of the year	-	-	-	389.593.360	389.593.360
Increase during the period	-	-	-	-	-
Decrease during the period	-	-	-	-	-
Balance at the end of the period	-	-	-	389.593.360	389.593.360
Net book value	-	-	-	-	-
As at the beginning of the year	235.241.657	-	-	-	235.241.657
As at the end of the period	235.241.657	-	-	-	235.241.657

8. INCREASE AND DECREASE IN INVESTMENT PROPERTIES

Currency: VND

	Beginning of the year	Increase	Decrease	End of the period
Cost	259.753.835.497	-	-	259.753.835.497
Land use rights	52.080.323.454	-	-	52.080.323.454
Buildings and structures	147.851.853.392	-	-	147.851.853.392
Infrastructures	59.821.658.651	-	-	59.821.658.651
Accumulated depreciation	59.058.212.938	2.244.417.366	-	61.302.630.304
Land use rights	-	-	-	-
Buildings and structures	24.015.104.544	868.014.594	-	24.883.119.138
Infrastructures	35.043.108.394	1.376.402.772	-	36.419.511.166
Net book value	200.695.622.559	-	2.244.417.366	198.451.205.193
Land use rights	52.080.323.454	-	-	52.080.323.454
Buildings and structures	123.836.748.848	-	868.014.594	122.968.734.254
Infrastructures	24.778.550.257	-	1.376.402.772	23.402.147.485

9. TRADE ACCOUNTS PAYABLE

	31.3.2025	01.01.2025
	VND	VND
- Vietnam National Cement Corporation	214.997.427	-
- VICEM Tam Diep Cement Co., Ltd	820.458.100	-
- Bim Son Cement JSC	12.573.521.460	-
- Hai Binh mineral trading JSC	68.597.219.518	87.226.849.808
- A Dong Transportation Trading JSC	2.281.596.478	1.981.041.905
- Viet Sun Ninh Binh Co., Ltd	56.754.929.877	47.087.271.534
- DGC Gypsum JSC	521.526.720	1.166.436.480
(formerly known as Vietnam Copper Holdings JSC)	-	-
- Thang Loi Mechanic Trading and Production Co., Ltd	481.354.626	481.354.626
- Others	1.841.579.741	2.907.282.276
Total	144.087.183.947	140.850.236.629

10. TAXES AND AMOUNTS PAYABLE TO STATE BUDGET

	31.3.2025	01.01.2025
	VND	VND
- Personal income tax	315.981.905	377.048.507
Total	315.981.905	377.048.507

11. SHORT-TERM ACCRUED EXPENSES

	31.3.2025	01.01.2025
	VND	VND
- Accrued transportation expenses	-	107.432.642
- Interest payable	-	291.047.983
- Audit expenses	145.000.000	145.000.000
- Others (Security service fees, waste disposal service fees, regular activities expenses, Electric fees of Comatce Tower)	333.578.642	343.497.027
Total	478.578.642	886.977.652

12. UNEARNED REVENUE

	31.3.2025	01.01.2025
	VND	VND
- Short-term: Office rental, advance payment (for lease agreements with a fixed term)	3.400.163.478	3.551.345.058
- Long-term: Office rental, advance payment (for lifetime lease agreements of 10 years or more)	42.098.182.382	42.400.033.832
Total	45.498.345.860	45.951.378.890

13. OTHER PAYABLES

	31.3.2025	01.01.2025
	VND	VND
Other short-term payables	2.478.670.728	2.478.368.071
- Trade union fees	235.291	4.842.151
- Social insurance	134.979.290	132.295.430
- Dividend, profit payable of years	307.363.897	307.363.897
- Received deposits (security deposits for office rentals and barge rentals)	1.778.573.213	1.775.573.213
- Other Payables (Real estate deposits, overpaid Personal Income Tax...)	257.519.037	258.293.380
Other Long-term Payables (Received long-term deposits and guarantees)	3.322.746.412	3.322.746.412
- Security deposit for office rental at Comatce Tower	3.322.746.412	3.322.746.412
Total	5.801.417.140	5.801.114.483

14. SHORT-TERM LOANS AND OBLIGATIONS UNDER FINANCE LEASES

	31.3.2025	01.01.2025
	VND	VND
Short-term loans	430.679.960.932	342.979.824.646
- Vietnam Prosperity Joint Stock Commercial Bank - Thanh Long branch	6.164.272.002	-
- Joint Stock Commercial Bank for Foreign Trade of Vietnam - Hoan Ki	17.499.072.109	44.726.976.978
- Joint Stock Commercial Bank for Investment and Development of Vietnam	365.816.616.821	257.052.847.668
- Vietnam National Cement Corporation	41.200.000.000	41.200.000.000
Total	430.679.960.932	342.979.824.646

15. OWNERS' EQUITY

a) Details of Owners' equity

	31.3.2025	Proportion	01.01.2025	Proportion
State-contributed capital	196.417.210.000	62,95%	196.417.210.000	62,95%
Capital contributions from other owners	115.581.040.000	37,05%	115.581.040.000	37,05%
Total	311.998.250.000		311.998.250.000	

b) Capital transactions with owners and distribution of dividends or profit sharing

	Current year	Previous year
	VND	VND
Owner's equity		
- Contributed capital at the beginning of the year	311.998.250.000	311.998.250.000
- Increase in contributed capital during the year	-	-
- Decrease in contributed capital during the year	-	-
- Contributed capital at the end of the year	311.998.250.000	311.998.250.000

c) Shares

	Current year	Previous year
	VND	VND
Issued shares	31.199.825	31.199.825
- Common shares	31.199.825	31.199.825
Outstanding shares	31.199.825	31.199.825
- Common shares	31.199.825	31.199.825
* Par value of an outstanding share (VND/share)	10.000 dong	10.000 dong

d) Company's funds

	31.3.2025	01.01.2025
	VND	VND
- Investment and Development fund	87.686.191.024	87.686.191.024
- Bonus and welfare fund	5.237.505.450	6.944.377.531

e) Statement of Changes in Equity

	Owners' equity	Investment and Development fund	Retained Earnings	Total
As at 01/01/2025	311.998.250.000	87.686.191.024	-3.577.002.265	396.107.438.759
Profit for the year	0	0	92.804.950	92.804.950
As at 31/03/2025	311.998.250.000	87.686.191.024	(3.484.197.315)	396.200.243.709

16. REVENUE FROM GOODS SOLD AND SERVICES RENDERED

	Current period	Previous period
	VND	VND
Revenue from goods sold and services rendered	259.329.846.569	277.729.832.672
Total	259.329.846.569	277.729.832.672

17. NET REVENUE FROM GOODS SOLD AND SERVICES RENDERED

	Current period	Previous period
	VND	VND
- Revenue from coal dust sales	218.441.393.452	171.742.787.300
- Revenue from waste business	4.308.972.552	1.406.300.558
- Revenue from waste sludge transfer	7.308.189.200	1.554.668.800
- Revenue from gypsum business	1.171.702.800	3.311.791.200
- Revenue from Apartment Sales of the Comatce Tower Project	-	-
- Revenue from Office and Commercial rental at Comatce Tower	7.517.070.403	7.063.067.320
- Other revenue from Comatce Tower (parking fees, management fees, etc)	2.393.866.771	2.453.482.583
- Revenue from warehouse rental	478.818.169	459.272.712
- Revenue from barge rental	817.200.000	620.282.040
- Revenue from clinker sales	16.892.633.222	87.943.848.569
- Revenue from clinker transportation	-	1.174.331.590
Total	259.329.846.569	277.729.832.672

18. COST OF GOODS SOLD

	Current period	Previous period
	VND	VND
- Cost of goods sold for coal dust	208.499.326.133	156.299.446.050
- Cost of goods sold for waste business	3.841.085.356	1.203.802.018
- Cost of waste sludge transfer	5.891.033.200	1.247.202.020
- Cost of goods sold for gypsum business	1.061.164.800	2.963.181.600
- Depreciation of Comatce Tower	2.244.417.366	2.244.417.366
- Depreciation of barge	405.450.996	405.450.996
- Cost of goods sold for clinker	12.390.428.280	
Total	234.332.906.131	251.258.840.193

19. FINANCIAL INCOME

	Current period	Previous period
	VND	VND
Interest on deposits and loans	4.544.308	7.273.089
Total	4.544.308	7.273.089

20. FINANCIAL EXPENSES

	Current period	Previous period
	VND	VND
- Borrowing costs (Interest on loans)	4.986.451.062	5.685.357.392
Total	4.986.451.062	5.685.357.392

21. OTHER INCOMES

	Current period	Previous period
	VND	VND
- Fine received (penalty collection for contract breaches by transportation)		
- Other (cash overages, ...)		24.055.635
Total	192.711.078	316.265.644

22. OTHER EXPENSES

	Current period	Previous period
	VND	VND
- Cost of coal dredging	-	83.739.642
- Other (late payment of taxes, ...)	-	18.734.820
Total	-	102.474.462

23. CORPORATE INCOME TAX EXPENSE

	Current period	Previous period
	VND	VND
- Current corporate income tax expenses	23.201.237	342.882.582
Total	23.201.237	342.882.582

24 OFF-BALANCE SHEET ITEMS


	31.3.2025	01.01.2025
	VND	VND
- Bad debts written off	931.164.865	931.164.865

25. OTHER INFORMATION

Comparative data


Comparative data refers to the figures in the Financial Statements for the first Quarter of 2024.

Preparer



Nguyen Thi Hong Hanh

Chief Accountant



Trinh Thi Hong

Ha Noi, 18th Apr 2025

General Director



Tran Khac Manh

