

FINANCIAL STATEMENT

Quarter 1/2025

From date 01/01/2025 to 31/01/2025

**DA NANG HOUSING DEVELOPMENT JOINT STOCK
COMPANY**

INDEX

----- oOo -----

	Page
1. REPORT OF THE GENERAL DIRECTORATE	01 - 02
2. BALANCE SHEET	03 - 04
3. INCOME STATEMENT	05
4. CASH FLOW STATEMENT	06
5. NOTES TO THE FINANCIAL STATEMENTS	07-13

DA NANG HOUSING DEVELOPMENT JOINT STOCK COMPANY

31 Nui Thanh, Binh Thuan ward, Hai Chau district, Da Nang city

REPORT OF THE GENERAL DIRECTORATE

Quarter 01/2025

The Board of General Directors respectfully submits this report for the accounting period from 01/01/2025 to 31/01/2025

1. Form of capital ownership:

Thành lập:

Da Nang Housing Development Joint Stock Company (hereinafter referred to as the "Company") is a joint-stock company that was converted from the equitization process according to Decision No. 1629/QĐ-UBND dated 19/02/2008, by the Da Nang City People's Committee, from the Traffic and Construction Enterprise under Da Nang Housing Investment and Development Company. The Company operates in accordance with Business Registration Certificate No. 0400620833 dated 02/5/2008, issued by the Da Nang Department of Planning and Investment, the Enterprise Law, the Company's Charter, and relevant legal regulations. Since its establishment, the Company has amended its Business Registration Certificate 12 times, with the most recent amendment on 10/01/2025.

The company has listed its shares at the Hanoi Stock Exchange according to Decision No 292/QĐ-SGDHN date 26/6/2013.

Form of capital ownership: Shares.

Business profession

- Construction of various types of houses. Details: Construction of civil and industrial works.
- Construction of road works. Details: Construction of transportation infrastructure.
- Construction of other civil engineering works. Details: Construction of irrigation works, hydropower plants, ports, urban technical infrastructure, industrial zones...
- Real estate business, ownership or leasing of land use rights.
- Water extraction, treatment, and supply.
- Drainage and wastewater treatment.
- Installation of water supply and drainage systems, heating, and air conditioning systems.
- Pollution treatment and other waste management activities. Details: Environmental treatment.
- Architectural activities and related technical consulting.
- Hotels.
- Forestry service activities.
- Consulting, brokerage, auction of Real estate, and auction of land use rights.
- Advertising; Travel agency; Restaurants, eateries, and food services.
- Afforestation and forest care for timber production.
- Production of building materials from clay; Production of concrete and products from cement and gypsum.
- Demolition; Site preparation; Electrical system installation; Installation of other construction systems.
- Rental of construction machinery, equipment, office (including computers), and other tangible assets.
- General cleaning of houses, cleaning of houses and other works.
- Landscape care and maintenance services; Road freight transport.
- Production and trading of building materials. Mining and processing of minerals.

Listed stock code: NDX

Head office: 31 Nui Thanh, Binh Thuan ward, Hai Chau district, Da Nang city

2. Financial situation and operating results:

The Company's financial situation and results of operations for the accounting period from 01/01/2025 to 31/03/2025 are presented in the attached financial reports.

3. Members of the Board of Directors, Board of Supervisors and Board of General Directors:

Board of Directors

Mr	Nguyen Van Hieu	Chairman
Mrs	Vo Thi Ngoc	Vice Chairman
Mr	Luong Thanh Vien	Member
Mr	Nguyen Quang Minh Khoa	Member
Mr	Nguyen Quang Minh Khanh	Member

Board of Supervisors

Mrs	Duong Thi Thanh Hai	Prefect
-----	---------------------	---------

Mrs	Pham Thi Thanh Thuy	Member
Mrs	Hoang Yen Ninh	Member

Board of General Directors and Chief Accountant

Mr	Luong Thanh Vien	General Director
Mr	Nguyen Van Hieu	Deputy General Manager
Mr	Ong Van Hung	Deputy General Manager
Mr	Pham Truong Chau	Deputy General Manager
Mrs	Le Thi Anh Truc	Chief Accountant

The legal representative of the Company on the date of the financial statements is Mr. Luong Thanh Vien

4. Other information: no issues arise

5. Commitment of the General Director Board

The Board of Directors is responsible for preparing financial statements that fairly and accurately reflect the financial position of the Company as of 31/03/2025, the results of operations, and the cash flows for the financial year ending on that date. In preparing these financial statements, the Board of Directors has considered and complied with the following matters:

- Select appropriate accounting policies and apply them consistently;
- Make judgments and estimates in a reasonable and prudent manner;
- The financial statements are prepared on a going concern basis, unless it is inappropriate to assume that the Company will continue in operation.


The Board of General Directors is responsible for ensuring that appropriate accounting records are established and maintained so as to present the financial position of the Company with reasonable accuracy at all times and as a basis for preparing the financial position of the Company. prepare financial reports in accordance with the accounting regime stated in the Notes to the Financial Statements. The Board of General Directors is also responsible for protecting the assets of the Company and taking reasonable measures for the prevention and detection of fraud and other violations.

6. Confirm

In the opinion of the Board of General Directors, we confirm that the Financial Statements include the Balance Sheet as at 31/03/2025 the Income Statement, the Cash Flow Statement and The attached Notes have been drafted to present a true and fair view of the Company's financial situation, business results and cash flows for the accounting period ending 31/03/2025.

The Company's financial statements are prepared in accordance with Vietnamese accounting standards and systems.

Da Nang, April 29, 2025



Luong Thanh Vien
General Director

BALANCE SHEET

As at March 31, 2025

Unit: VND

	ASSETS	Code	Notes	Mar. 31, 2025	Jan. 01, 2025
A.	CURRENT ASSETS (100 = 110+120+130+140+150)	100		133,264,267,023	132,268,424,923
I.	Cash and cash equivalents	110		1,379,354,515	2,602,722,195
1.	Cash	111		1,379,354,515	2,602,722,195
2.	Cash equivalents	112	-	-	-
II.	Short-term investments	120		1,318,650	1,035,250
1.	Short-term investments	121		1,758,830	1,758,830
2.	Provision for diminution in the value of short-term investments	122	(440,180)	(440,180)	(723,580)
III.	Accounts receivable	130		120,091,971,397	125,550,412,456
1.	Trade accounts receivable	131		54,123,869,335	62,198,588,403
2.	Prepayments to suppliers	132		35,000,000	35,000,000
3.	Intercompany receivables	133	-	-	-
6.	Other receivables	136		68,045,107,588	65,428,829,579
7.	Provision for doubtful debts	137	(2,112,005,526)	(2,112,005,526)	(2,112,005,526)
IV.	Inventories	140		10,177,818,363	2,954,861,941
1.	Inventories	141		10,177,818,363	2,954,861,941
2.	Provision for decline in value of inventories	149	-	-	-
V.	Other current assets	150		1,613,804,098	1,159,393,081
1.	Short-term prepayments	151		710,016,139	770,075,732
2.	Deductible VAT	152		903,787,959	389,317,349
3.	Taxes and other receivables from the State Budget	153	-	-	-
B.	LONG-TERM ASSETS (200 = 210+220+240+250+260)	200		36,246,193,795	37,315,513,612
I.	Long-term receivables	210		7,000,000,000	7,000,000,000
5.	Other long-term receivables	215		7,000,000,000	7,000,000,000
II.	Fixed assets	220		10,403,301,282	11,414,630,352
1.	Tangible fixed assets	221		5,400,525,436	6,370,315,336
-	Cost	222		62,375,230,491	62,375,230,491
-	Accumulated depreciation	223	(56,974,705,055)	(56,974,705,055)	(56,004,915,155)
3.	Intangible fixed assets	227		5,002,775,846	5,044,315,016
-	Cost	228		5,317,449,029	5,317,449,029
-	Accumulated amortization	229	(314,673,183)	(314,673,183)	(273,134,013)
III.	Investment Properties	230		1,137,938,021	1,147,785,200
-	Cost	231		1,283,337,318	1,283,337,318
-	Accumulated depreciation	232	(145,399,297)	(145,399,297)	(135,552,118)
IV.	Long-term investments	250		17,231,769,442	17,244,847,256
1.	Investments in subsidiaries	251		23,057,000,000	23,057,000,000
4.	Provision for decline in the value of long-term investments	254	(5,825,230,558)	(5,825,230,558)	(5,812,152,744)
5.	Other long-term investments	255			
V.	Other long-term assets	260		473,185,050	508,250,804
1.	Long-term prepaid expenses	261		473,185,050	508,250,804
	TOTAL ASSETS	270		169,510,460,818	169,583,938,535

BALANCE SHEET

As at March 31, 2025

Unit: VND

	RESOURCES	Code	Notes	Dec. 31, 2024	Jan. 01, 2024
C.	LIABILITIES (300 = 310 + 330)	300		57,700,906,986	57,963,804,382
I.	Current liabilities	310		57,529,906,986	57,792,804,382
1.	Short-term borrowings & liabilities	311		5,622,205,885	6,558,527,602
2.	Trade accounts payable	312		90,000	90,000
3.	Advances from customers	313		82,121,932	98,508,039
4.	Taxes and other payables to the State Budget	314		310,753,800	490,377,317
8.	Construction contract-in-progress payables	318		29,988,012	29,988,012
9.	Other payables	319		27,799,333,963	26,675,285,214
10.	Provision for short-term payables	320		23,257,868,423	23,201,023,227
11.	Bonus and welfare fund	322		427,544,971	739,004,971
12.	Repurchase and sale of Government's bond	327		-	-
II.	Long-term liabilities	330		171,000,000	171,000,000
1.	Long-term trade payables	331		-	-
2.	Long-term intercompany payables	332		-	-
3.	Other long-term payables	337		171,000,000	171,000,000
D.	OWNERS' EQUITY (400 = 410 + 430)	400		111,809,553,832	111,620,134,153
I.	Owners' equity	410		111,809,553,832	111,620,134,153
1.	Owners' capital	411		99,875,570,000	99,875,570,000
2.	Share capital surplus	412		250,000,000	250,000,000
3.	Owners' other capital	414		-	-
5.	Treasury shares	415		(7,426,893,655)	(7,426,893,655)
8.	Investment and development fund	418		1,272,340,620	1,272,340,620
10.	Undistributed earnings	421		17,838,536,867	17,649,117,188
	Accumulated undistributed profits	421a		17,649,117,188	17,470,957,180
	Undistributed profits this period	421b		189,419,679	178,160,008
II.	Budget sources and other funds	430		-	-
1.	Budget sources	432		-	-
2.	Fund to form fixed assets	433		-	-
	TOTAL RESOURCES	440		169,510,460,818	169,583,938,535



Do Thi Thuy Trang
Prepared by



Le Thi Anh Truc
Chief Accountant



Da Nang, April 29, 2025

Luong Thanh Vien
General Director

INCOME STATEMENT

As at March 31, 2025

Unit: VND


ITEMS	Code	Notes	Quarter 1		Cumulative number at the end of the quarter	
			Year 2025	Year 2024	Year 2025	Year 2024
1. Revenue from sales and service provision	01	7.1	6,187,643,597	19,748,670,923	6,187,643,597	19,748,670,923
2. Less sales deductions	02				-	-
3. Net sales	10		6,187,643,597	19,748,670,923	6,187,643,597	19,748,670,923
4. Cost of goods sold	11	7.3	6,523,634,934	19,739,233,568	6,523,634,934	19,739,233,568
5. Gross profit (20 = 10 - 11)	20		(335,991,337)	9,437,355	(335,991,337)	9,437,355
6. Financial income	21	7.5	1,543,351,192	1,832,233,904	1,543,351,192	1,832,233,904
7. Financial expenses	22	7.6	345,476,184	421,308,122	345,476,184	421,308,122
In which: loan interest expenses	23		332,651,686	449,355,235	332,651,686	449,355,235
8. Selling expenses	25		91,143,800	149,930,700	91,143,800	149,930,700
9. General & administration expenses	26	7.8	528,471,424	480,537,954	528,471,424	480,537,954
10. Operating profit (30 = 20 + 21 - 22 - 24 - 25)	30		242,268,447	789,894,483	242,268,447	789,894,483
11. Other income	31		43,813,410	-	43,813,410	-
12. Other expenses	32		47,483,107	6,455,857	47,483,107	6,455,857
13. Other profit (40 = 31 - 32)	40		(3,669,697)	(6,455,857)	(3,669,697)	(6,455,857)
14. Net accounting profit before tax (50 = 30 + 40)	50		238,598,750	783,438,626	238,598,750	783,438,626
15. Corporate income tax - current	51	7.15	49,179,071	178,170,971	49,179,071	178,170,971
16. Corporate income tax - deferred	52				-	-
17. Net profit after corporate income tax (60 = 50 - 51 - 52)	60		189,419,679	605,267,655	189,419,679	605,267,655
18. Earnings per share (*)	70					
19. Declining earnings per share (*)	71					




Do Thi Thuy Trang
Prepared by



Le Thi Anh Truc
Chief Accountant



Da Nang, April 29, 2025


Luong Thanh Vien
General Director

CASH FLOW STATEMENT

(Under direct method)

As at March 31, 2025

Unit: VND

ITEMS	Code	Notes	From 01/01 to 31/03	From 01/01 to 31/03
			Year 2025	Year 2024
I. CASH FLOWS FROM OPERATING ACTIVITIES				
1. Cash from sale of goods, service supply and other revenues	01		17,835,477,993	21,695,343,473
2. Cash paid to suppliers for goods and services	02		(18,294,927,357)	(16,890,100,566)
3. Cash paid to employees	03		(1,125,203,372)	(809,040,154)
4. Payment for interest on loan	04		(354,036,483)	(449,355,235)
5. Corporate income tax paid	05		(92,403,545)	(948,761,625)
6. Other receipts from operating activities	06		57,283,165	4,914,490,604
7. Other payments for operating activities	07		(848,323,057)	(2,314,566,051)
Net cash flows from operating activities	20		(2,822,132,656)	5,198,010,446
II. CASH FLOWS FROM INVESTING ACTIVITIES				
1. Purchase of fixed assets and other long-term assets	21		-	-
2. Loans granted, purchases of debt instruments of other entities	23		-	-
3. Dividends and interest received	27		1,543,351,192	555,321
Net cash inflows/(outflows) from investing activities	30		1,543,351,192	555,321
III. CASH FLOWS FROM FINANCING ACTIVITIES				
1. Proceeds from issue of shares and capital contribution	31		-	-
2. Payments for shares returns and repurchases	32		-	-
3. Proceeds from borrowings	33		13,375,628,685	20,288,505,708
4. Repayments of borrowings	34		(13,318,783,489)	(22,181,431,704)
5. Payments for finance lease liabilities	35		-	-
6. Dividends paid	36		(1,431,412)	(3,435,390)
Net cash inflows/(outflows) from financing activities	40		55,413,784	(1,896,361,386)
Net cash inflows/(outflows) (50 = 20+ 30 + 40)	50		(1,223,367,680)	3,302,204,381
Cash and cash equivalents at the beginning of the year	60		2,602,722,195	793,559,394
Effect of foreign exchange differences	61		-	-
Cash and cash equivalents at the end of the year (70 = 50+60+61)	70		1,379,354,515	4,095,763,775

Do Thi Thuy Trang
Prepared by

Le Thi Anh Truc
Chief Accountant



Da Nang, April 29, 2025

Luong Thanh Vien
General Director

NOTES TO SELECTED FINANCIAL STATEMENTS

As at March 31, 2025

I. FEATURES OF OPERATION

1. Form of capital ownership

Da Nang Housing Development Construction Joint Stock Company (hereinafter referred to as the "Company") is a joint-stock company that was converted from the equitization process according to Decision No. 1629/QĐ-UBND dated 19/02/2008, by the Da Nang City People's Committee, from the Traffic and Construction Enterprise under Da Nang Housing Investment and Development Company. The Company operates in accordance with Business Registration Certificate No. 0400620833 dated 02/5/2008, issued by the Da Nang Department of Planning and Investment, the Enterprise Law, the Company's Charter, and relevant legal regulations. Since its establishment, the Company has amended its Business Registration Certificate 12 times, with the most recent amendment on 10/01/2025.

2. Business sector

The Company operates in various fields such as construction, production and trading of construction materials, real estate business, and more.

3. Business profession

The business areas of the Company are:

- Construction of various types of houses. Details: Construction of civil and industrial works.
- Construction of road works. Details: Construction of transportation infrastructure.
- Construction of other civil engineering works. Details: Construction of irrigation works, hydropower plants, ports, urban technical infrastructure, industrial zones...
- Real estate business, ownership or leasing of land use rights.
- Water extraction, treatment, and supply.
- Drainage and wastewater treatment.
- Installation of water supply and drainage systems, heating, and air conditioning systems.
- Pollution treatment and other waste management activities. Details: Environmental treatment.
- Architectural activities and related technical consulting.
- Hotels.
- Forestry service activities.
- Consulting, brokerage, auction of Real estate, and auction of land use rights.
- Advertising; Travel agency; Restaurants, eateries, and food services.
- Afforestation and forest care for timber production.
- Production of building materials from clay; Production of concrete and products from cement and gypsum.
- Demolition; Site preparation; Electrical system installation; Installation of other construction systems.
- Rental of construction machinery, equipment, office (including computers), and other tangible assets.
- General cleaning of houses, cleaning of houses and other works.
- Landscape care and maintenance services; Road freight transport.
- Organization, introduction, and promotion of trade; Brokerage, market research, and public opinion polling.
- Production and trading of building materials. Mining and processing of minerals.

4. The Characteristics of the Company's business operations during the accounting period that affect the financial statements :

There are no events related to the legal environment, market developments, business operations, management, finance, mergers, splits, separations, or changes in scale that have impacted the Company's financial statements during the period.

II. ACCOUNTING PERIOD, CURRENCY UNITS USED IN ACCOUNTING

1. Accounting period:

The Company's annual accounting period begins on 01/01 and ends on 31/12 every year.

2. Reporting currency

Vietnam Dong (VND) is used as a currency unit for accounting records.

III. APPLIED ACCOUNTING STANDARDS AND REGIME

1. Applied accounting standards and regime

The company applies accounting standards, Vietnam's corporate accounting regime issued under Circular No 200/2014/TT-BTC dated 22/12/2014 and circulars guiding the implementation of accounting standards. of the Ministry of Finance in preparing and presenting financial reports.

2. Declaration of compliance with accounting standards and accounting regimes

The General Director ensures compliance with the requirements of accounting standards and the Vietnamese corporate accounting regime issued under Circular No. 200/2014/TT-BTC dated 22/12/2014 as well as other circulars. Guidance on implementing accounting standards of the Ministry of Finance in preparing financial reports.

3. Applicable accounting form: Book recording documents

IV. APPLICABLE ACCOUNTING POLICIES

The preparation of the Quarter 1/2025 Financial Report and the 2025 Financial Report are to apply the Vietnamese Enterprise Accounting Regime issued under Circular No 200/2014/TT-BTC dated 22/12/2014.

1. Basis for preparing Financial Statements

Financial statements are prepared on the basis of accrual accounting (except for information related to cash flows).

2. Cash and cash equivalents

Money includes cash, demand bank deposits and money in transit, and monetary gold.

Cash equivalents are short-term investments with a redemption period or maturity of no more than 3 months from the date of purchase, are easily convertible into a specified amount of cash and do not have much risk in conversion into money.

3. Financial investments

Trading securities

Investments are classified as trading securities when held for the purpose of buying and selling for profit.

Trading securities are recorded in accounting books at cost. The original cost of trading securities is determined according to the fair value of payments at the time the transaction occurs plus costs related to the transaction of purchasing trading securities.

The time to record trading securities is the time the Company has ownership, specifically as follows:

- For listed securities: recorded at the time of order matching (T+0)
- For unlisted securities: recorded at the time of official ownership according to the provisions of law.

Interest, dividends and profits of periods before trading securities are purchased are accounted for as a decrease in the value of those trading securities. Interest, dividends and profits of periods after trading securities are purchased are recorded as financial revenue. Dividends received in shares are only tracked by the number of additional shares, the value of shares received/recorded at par value is not recorded.

Exchanged shares are determined at fair value at the exchange date. The fair value of the shares is determined as follows:

- For shares of listed companies, the fair value of the shares is the closing price listed on the stock market at the exchange date. In case the stock market is not trading on the exchange date, the fair value of the stock is the closing price of the previous trading session adjacent to the exchange date.
- For unlisted shares traded on UPCOM, the fair value of the shares is the closing trading price on UPCOM at the exchange date. In case the UPCOM exchange date is not traded, the fair value of the stock is the closing price of the previous trading session adjacent to the exchange date.
- For other unlisted shares, the fair value of the shares is the price agreed upon by the parties according to the contract or the book value at the time of exchange.

Provision for devaluation of trading securities is made for each type of security that is traded on the market and has a market price lower than the original price. Determining the fair value of trading securities listed on the stock market or traded on the UPCOM floor, the fair value of the securities is the closing price at the end of the accounting period. In case at the end of the accounting period the stock market or UPCOM floor is not trading, the fair value of the securities is the closing price of the previous trading session adjacent to the end of the accounting period.

Increases and decreases in provisions for devaluation of trading securities that need to be appropriated at the end of the accounting period are recorded in financial expenses.

4. Accounts receivable

Receivables are presented at book value less provisions for doubtful debts

The classification of receivables as customer receivables and other receivables is done according to the following principles:

- Customer receivables reflect commercial receivables arising from purchase-sale transactions between the Company and buyers who are independent units of the Company, including receivables on proceeds from export sales entrusted to other units
- Other receivables reflect non-commercial receivables, not related to purchase and sale transactions.

Provisions for doubtful debts are established for each receivable based on the aging of overdue debts or the anticipated level of losses that may occur, specifically as follows:

- For overdue receivables:
 - 30% of the value for receivables overdue from over 6 months to under 1 year.
 - 50% of the value for receivables overdue from 1 year to under 2 years.
 - 70% of the value for receivables overdue from 2 years to under 3 years.
 - 100% of the value for receivables overdue for 3 years or more.
- For receivables that are not yet overdue but are difficult to collect: provisions should be made based on the anticipated level of losses.

Increases, decreases in the balance of provisions for doubtful debts must be recorded at the end of the accounting period and recognized as management expenses.

5. Inventory

Inventory is recorded at the lower of cost and net realizable value.

The cost of inventory is determined as follows:

- Raw materials and goods: include the purchase cost and other directly related costs incurred to acquire the inventory at its current location and condition.
- Finished goods: include the costs of raw materials, direct labor, and overhead costs that are allocated based on normal operating levels/costs of land use, as well as direct costs and related overhead costs incurred during the investment in the construction of real estate finished products.
- Work in progress: includes direct material costs, direct labor, and overhead production costs.

Net realizable value is the estimated selling price of the inventory in the normal course of production and business, less estimated costs to complete and estimated costs necessary to sell them.

Giá trị hàng tồn kho được tính theo phương pháp nhập trước, xuất trước và được hạch toán theo phương pháp kê khai thường xuyên.

Inventory value is calculated using the first-in, first-out method and is accounted for using the perpetual inventory method. A provision for inventory write-down is established for each inventory item whose cost exceeds its net realizable value. For services in progress, the provision for write-down is calculated for each type of service with a separate price level. Increases or decreases in the balance of the inventory write-down provision must be recognized in the cost of goods sold at the end of the accounting period.

6. Prepaid Expenses

Prepaid expenses include actual costs that have been incurred but are related to the results of business operations over multiple accounting periods.

The Company's prepaid expenses include the following costs:

Tools and equipment that have been put into use are allocated to expenses using the straight-line method over a period not exceeding 36 months.

Repair Costs for Fixed

Assets One-time repair costs for fixed assets with significant value are allocated to expenses using the straight-line method over 36 months.

7. Operating Leases assets

Leases are classified as operating leases if the majority of the risks and benefits associated with ownership of the asset belong to the lessor. Operating lease expenses are recognized as expenses using the straight-line method over the lease term, regardless of the payment method for the lease.

8. Fixed Tangible Assets

Fixed tangible assets are presented at their original cost less accumulated depreciation. The original cost of fixed tangible assets includes all expenses that the Company incurs to acquire the fixed assets up to the point when the assets are ready for use. Subsequent expenses can only be added to the original cost of fixed tangible assets if these expenses are certain to increase future economic benefits from the use of those assets. Expenses that do not meet this condition are recognized as production and business expenses in the period incurred.

When fixed tangible assets are sold or liquidated, the original cost and accumulated depreciation are removed, and any gains or losses from the liquidation are recognized as income or expenses in the period.

Fixed tangible assets are depreciated using the straight-line method based on the estimated useful life in accordance with the guidelines set forth in Circular 45/2014/TT-BTC dated 25/4/2014, by the Ministry of Finance. The depreciation periods for various types of fixed tangible assets are as follows:

Type of fixed asset

Buildings and structures

Machinery and equipment

Transportation and transmission vehicles

9. Intangible Fixed Assets

Intangible fixed assets are presented at their original cost less accumulated depreciation.

The original cost of intangible fixed assets includes all expenses that the Company incurs to acquire the fixed assets up to the point when the assets are ready for use. Expenses related to intangible fixed assets incurred after initial recognition are recorded as production and business expenses for the period unless these expenses are associated with a specific intangible fixed asset and enhance the economic benefits from these assets.

When an intangible fixed asset is sold or disposed of, the original cost and accumulated depreciation are written off, and any gains or losses from the disposal are recognized in income or expenses for the period.

The intangible fixed assets of the Company include:

Land use rights

Land use rights encompass all actual costs that the Company has incurred directly related to the land used, including: payments made to obtain land use rights, costs for compensation, site clearance, land leveling, and registration fees... Land use rights without a specified term are not subject to depreciation.

10. Accounts Payable and Accrued Expenses

Accounts payable and accrued expenses are recognized for amounts owed in the future related to goods and services received. Accrued expenses are recognized based on reasonable estimates of the amounts payable.

The classification of payables is made according to the following principles:

- Payables to suppliers reflect trade payables arising from transactions for the purchase of goods, services, and assets, where the supplier is an independent entity from the Company, including payables incurred during imports through a consignee

- Accrued expenses reflect amounts payable for goods and services received from suppliers or provided to buyers but not yet paid due to the absence of invoices or insufficient accounting documentation, as well as payables to employees for vacation pay and accrued production and business expenses.

- Other payables reflect non-trade payables that are not related to the purchase, sale, or provision of goods and services.

11. Payable provisions

Provisions are recognized when the Company has a present obligation (legal or constructive) as a result of a past event, and the settlement of this obligation is expected to result in an outflow of economic benefits, with the value of the obligation being reliably estimated.

If the time value of money is material, provisions will be determined by discounting the future cash outflows required to settle the obligation at a pre-tax discount rate, reflecting current market assessments of the time value of money and the specific risks of the obligation. The increase in the provision balance due to the passage of time is recognized as a financial expense.

12. Equity

Owner's Contributions capital

Owner's contributions are recognized based on the actual capital contributed by shareholders

Share premium

Share premium is recognized based on the difference between the issue price and the par value of shares at the initial issuance, additional issuances, the difference between the reissue price and the book value of treasury shares, and the equity component of convertible bonds upon maturity. Direct costs related to the additional issuance of shares and the reissuance of treasury shares are deducted from the share premium

Other capital of the owner

Equity Other equity is formed from retained earnings, asset revaluation, and the remaining value between the fair value of donated or sponsored assets after deducting any applicable taxes (if any) related to these assets.

Treasury Shares

When repurchasing shares issued by the Company, the payment amount, including related transaction costs, is recognized as treasury shares and reflected as a deduction in equity. Upon reissuance, the difference between the reissue price and the book value of treasury shares is recorded under the "Share Premium" item.

13. Profit Distribution

The after-tax profit of the enterprise is distributed to shareholders after allocating funds according to the Company's Charter as well as legal regulations and has been approved by the General Meeting of Shareholders.

The distribution of profits to shareholders takes into account non-cash items within the undistributed after-tax profit that may affect cash flow and the ability to pay dividends, such as gains from the revaluation of contributed assets, gains from the revaluation of monetary items, financial instruments, and other non-cash items.

Dividends are recognized as liabilities when approved by the General Meeting of Shareholders.

14. Revenue and Income Recognition

Sales revenue, finished products

Revenue from the sale of goods and finished products is recognized when all of the following conditions are met:

- The company has transferred most of the risks and rewards associated with ownership of the product or goods to the buyer.

- The company no longer retains control over the goods as an owner or has the right to manage the goods.
- Revenue is determined to be relatively certain.
- The company has received or will receive economic benefits from the sales transaction.
- The costs related to the sales transaction can be determined.

Revenue from Service Provision

Revenue from service provision transactions is recognized when the outcome of the transaction can be reliably determined. In cases where services are performed over multiple periods, revenue is recognized in the period based on the results of the work completed as of the end of the accounting period. The outcome of the service provision transaction is determined when all of the following conditions are met:

- Revenue is relatively certain.
- There is a likelihood of obtaining economic benefits from the service provision transaction.
- The portion of the work completed as of the end of the accounting period can be determined
- The costs incurred for the transaction and the costs to complete the service provision transaction can be determined.

Revenue from Real Estate Sales

Revenue from the sale of real estate in which the Company is the investor is recognized when all of the following conditions are simultaneously met:

- The real estate has been fully completed and delivered to the buyer, and the company has transferred the risks and rewards associated with ownership of the real estate to the buyer.
- The company no longer retains control over the real estate as the owner or has the ability to manage the real estate.
- Revenue is relatively certain.
- The company has received or will receive economic benefits from the real estate sale transaction.
- The costs related to the real estate sale transaction can be determined

Construction Revenue

When the results of contract performance can be reliably estimated:

- For construction contracts that specify payment to the contractor based on the planned schedule, revenue and costs related to the contract are recognized in accordance with the portion of work completed as determined by the Company on the date of the end of the accounting period.
- For construction contracts that specify payment to the contractor based on the actual volume of work performed, revenue and costs related to the contract are recognized in accordance with the portion of work completed that has been confirmed by the customer and reflected on the issued invoice.

Increases or decreases in construction volume, compensation amounts, and other revenues are only recognized when agreed upon with the customer.

When the results of construction contract performance cannot be reliably estimated:

- Revenue is only recognized equivalent to the costs incurred for the contract, provided that reimbursement is relatively certain.
- Costs of the contract are only recognized as expenses when they have been incurred.

The difference between the total cumulative revenue recognized for the construction contract and the cumulative amount recorded on the invoice for scheduled payments of the contract is recognized as receivables or payables according to the scheduled progress of the construction contracts.

Interest

Interest is recognized on an accrual basis, determined based on the balances of deposit accounts and the actual interest rates for each period.

Dividends and Profit Distribution

Dividends and profit distributions are recognized when the Company is entitled to receive dividends or profits from its investments. Dividends received in the form of shares are only tracked by the number of additional shares, without recognizing the value of the shares received.

15. Revenue Deductions

Revenue deductions are amounts adjusted to reduce total revenue for the year, including trade discounts, sales discounts, and returns of goods sold.

16. Cost of Goods Sold

The cost of goods sold is the total cost of goods, investment properties, the production cost of finished products sold, and direct costs of the volume of services provided, along with other costs included in the cost of goods sold or adjustments to reduce the cost of goods sold.

17. Financial Expenses

Financial expenses are costs related to financial activities, including expenses or losses related to financial investments and borrowing, losses from the transfer of short-term securities, transaction costs for selling securities, and provisions for the decline in the value of trading securities.

18. Selling Expenses and Administrative Expenses

Selling expenses and administrative expenses encompass all costs incurred in the process of selling products, goods, providing services, and the general management costs of the company.

19. Borrowing Costs

Borrowing costs include interest on loans and other expenses directly related to the borrowings.

Borrowing costs are recognized as expenses when incurred. In cases where borrowing costs are directly related to the construction investment or production of assets under construction that require a sufficiently long period (over 12 months) to be put into use for their intended purpose or sold, these borrowing costs are capitalized. For specific loans used for the construction of fixed assets or investment properties, interest is capitalized even if the construction period is less than 12 months.

Income generated from the temporary investment of borrowed funds is deducted from the carrying amount of the related assets. For general borrowings that are used for the purpose of construction investment or production of assets under construction, the capitalized borrowing costs are determined based on the capitalization rate relative to the weighted average accumulated costs incurred for the basic construction investment or production of those assets. The capitalization rate is calculated based on the weighted average interest rate of loans that are outstanding during the period, excluding specific loans intended for the formation of a particular asset.

20. Corporate Income Tax

Corporate income tax expenses include current corporate income tax and deferred corporate income tax.

Current income tax:

Current income tax is the tax calculated based on taxable income. The taxable income differs from accounting profit due to adjustments for temporary differences between tax and accounting, non-deductible expenses, as well as adjustments for non-taxable income and carried forward

Deferred income tax:

Deferred income tax is the amount of corporate income tax that will be payable or refundable due to temporary differences between the carrying amount of assets and liabilities for financial reporting purposes and the tax base. Deferred income tax liabilities are recognized for all taxable temporary differences. Deferred income tax assets are only recognized when it is probable that there will be sufficient taxable profits in the future to utilize these deductible temporary differences.

The carrying amount of deferred income tax assets is reviewed at the end of the reporting period and will be reduced to the extent that it is no longer probable that sufficient taxable profits will be available to allow the benefit of some or all of the deferred income tax assets to be utilized. Deferred income tax assets that have not been previously recognized are reassessed at the end of the reporting period and are recognized when it is probable that there will be sufficient taxable profits to utilize these unrecognized deferred income tax assets.

Deferred income tax assets and deferred income tax liabilities are determined based on the tax rates expected to apply to the year in which the asset is recovered or the liability is settled, using the tax rates that are enacted at the end of the reporting period. Deferred income tax is recognized in the income statement and is only directly credited to equity when the tax relates to items that are credited directly to equity.

Deferred income tax assets and deferred income tax liabilities must be offset when:

- The company has the legal right to offset current income tax assets against current income tax liabilities; and
- Deferred income tax assets and deferred income tax liabilities related to corporate income tax are managed by the same tax authority;
- For the same taxable entity; or
- The company intends to settle current income tax liabilities and current income tax assets on a net basis or recover assets simultaneously with the settlement of liabilities in each future period when significant amounts of deferred income tax liabilities or deferred income tax assets are settled or recovered.

21. Segment Reporting

· A business segment is a distinguishable component that engages in the production or provision of products and services and has risks and economic benefits that are different from those of other business segments.

· A geographical segment is a distinguishable component that engages in the production or provision of products and services within a specific economic environment and has risks and economic benefits that are different from those of business segments in other economic environments.

Related Parties

Parties are considered related if one party has the ability to control or has significant influence over the other party in making decisions regarding financial policies and operations. Parties are also regarded as related if they are under common control or have significant common influence.

In considering the relationship of related parties, the nature of the relationship is given more importance than the legal form.

V. IMPORTANT EVENTS OR TRANSACTIONS DURING THE ACCOUNTING PERIOD:

1. Seasonality or cyclicity of business activities during the period:
2. The nature and value of items affecting assets, liabilities, equity, net income, or cash flows that are considered unusual due to their nature, size, or impact: none
3. Fluctuations in equity and cumulative value as of the date of the Q1/2025 Financial Report:
Fluctuations in business equity and quarters:

Unit: VND

Target	First number of the year	Increase	Reduce	Quarter-end numbers
1. Equity	99,875,570,000	-	-	99,875,570,000
Share capital	99,875,570,000			99,875,570,000
Share capital surplus	250,000,000	-		250,000,000
2. Funds	1,272,340,620	-	-	1,272,340,620
Development investment fund	1,272,340,620	-	-	1,272,340,620

Changes in undistributed profits:

- Undistributed profits at the beginning of the year	17,649,117,188
- Increased growth	189,419,679
+ Profit after tax Quarter 1/2025	189,419,679
- Decreased generation	-
Dividend payment in 2024	
Deduction to Bonus and Welfare Fund	
- Undistributed profits at the end of the quarter	17,838,536,867

4. The nature and amount of changes in accounting estimates reported in the 2025 quarterly reports or changes in accounting estimates reported in prior years, if the changes Does this change have a material impact on the accounting period of Quarter 1/2025: none

5. Issuance, redemption and repayment of debt and equity securities: none

Share:

Content	Quarter-end numbers	First number of the year
Number of shares issued:	9,987,557	9,987,557
- Common shares	9,987,557	9,987,557
- Preference shares	-	-
Number of treasury shares:	-	400,000
- Common shares	-	400,000
- Preference shares	-	-
Number of outstanding shares:	9,987,557	9,587,557
- Common shares	9,987,557	9,587,557
- Preference shares	-	-

6.	Dividends paid on common stock:		
	Dividends paid on common stock (treasury stock):	7,426,893,655	
7.	Revenue and business results:		
		Cumulative from the beginning of the year to the end of the quarter	
7.1	Net revenue from sales and service provision	Year 2025	Year 2024
	Revenue from goods sold	5,681,766,661	3,523,933,337
	Revenue from construction	328,604,208	16,216,209,404
	Revenue from service provision	177,272,728	8,528,182
	Total	6,187,643,597	19,748,670,923
		-	-
		Cumulative from the beginning of the year to the end of the quarter	
7.2	Net revenue from sales and service provision	Year 2025	Year 2024
	Revenue from goods sold	5,681,766,661	3,523,933,337
	Revenue from construction	328,604,208	16,216,209,404
	Revenue from service provision	177,272,728	8,528,182
	Total	6,187,643,597	19,748,670,923
		-	-
		Cumulative from the beginning of the year to the end of the quarter	
7.3	Cost of goods sold	Year 2025	Year 2024
	Cost of goods sold	6,143,644,377	4,178,090,077
	Cost of construction	328,604,208	15,517,619,423
	Cost of service provision	51,386,349	43,524,068
	Total	6,523,634,934	19,739,233,568
		-	-
		Cumulative from the beginning of the year to the end of the quarter	
7.4	Gross profit	Year 2025	Year 2024
	Goods sold	(461,877,716)	(654,156,740)
	Construction	-	698,589,981
	Service provision	125,886,379	(34,995,886)
	Total	(335,991,337)	9,437,355
		-	-
		Cumulative from the beginning of the year to the end of the quarter	
7.5	Revenue from financial activities	Year 2025	Year 2024
	Interest on deposits, loans and dividends are distributed	708,538	545,208
	Interest on using team capital	1,542,632,638	1,831,678,583
	Securities trading profit	10,016	10,113
	Total	1,543,351,192	1,832,233,904
		-	-
		Cumulative from the beginning of the year to the end of the quarter	
7.6	Financial Expenses	Year 2025	Year 2024
	Interest on Loans	332,651,686	449,355,235
	Securities Trading	30,084	393,236
	Provision for Securities Investment	-	-
	Provision for Investment in Subsidiaries	25,499,328	15,621,220
	Reversal of Provision for Decline in Value of Trading Securities and Other Investments	(12,704,914)	(44,061,569)
	Total	345,476,184	421,308,122
		-	-
		Cumulative from the beginning of the year to the end of the quarter	
7.7	Selling Expenses	Year 2025	Year 2024
	Sales staff costs	91,143,800	109,547,500
	Other costs	-	40,383,200
	Total	91,143,800	149,930,700
		-	-
		Cumulative from the beginning of the year to the end of the quarter	
7.8	Business Management Expenses	Year 2025	Year 2024
	Business Management Expenses	239,384,500	218,493,000
	Depreciation of fixed assets	24,022,257	25,127,074
	Other costs	265,064,667	236,917,880
	Total	528,471,424	480,537,954
		-	-
		Cumulative from the beginning of the year to the end of the quarter	
7.9	Other Income	Year 2025	Year 2024
	Other Income	43,813,410	-
	Total	43,813,410	-


		Cumulative from the beginning of the year to the end of the quarter	
7.10 Other Expenses		Year 2025	Year 2024
Other Expenses		47,483,107	6,455,857
Court fees/(Refund of court fees)		-	-
Total		47,483,107	6,455,857
		Cumulative from the beginning of the year to the end of the quarter	
7.11 Profit Before Tax		Year 2025	Year 2024
Regular business operations		238,598,750	783,438,626
Real estate business operations		-	-
Total		238,598,750	783,438,626
		Cumulative from the beginning of the year to the end of the quarter	
7.12 Adjustments to Increase or Decrease Profit for Corporate Income tax		Year 2025	Year 2024
Tax Calculation Increases:			
Regular business operations		46,762,106	15,904,972
Remuneration for the Board of Directors not involved		-	-
Tax Adjustment reductions:			
Tax-exempt income, dividends distributed in cash		(42,085,500)	-
Income already taxed from the previous year		-	-
Total		4,676,606	15,904,972
7.13 Taxable Income		Year 2025	Year 2024
Regular business operations		243,275,356	799,343,598
Real estate business operations		-	-
Total		243,275,356	799,343,598
7.14 Corporate Income Tax		Year 2025	Year 2024
Regular business operations	20%		20%
Real estate business operations	20%		20%
		Cumulative from the beginning of the year to the end of the quarter	
7.15 Corporate Income Tax		Year 2025	Year 2024
Adjustment of last year's corporate income tax expense to this year's current corporate income tax expense		524,000	18,302,251
Regular business operations		48,655,071	159,868,720
Real estate business operations		-	-
Total		49,179,071	178,170,971
		Cumulative from the beginning of the year to the end of the quarter	
7.16 Net profit after corporate income tax		Year 2025	Year 2024
Regular business operations		189,419,679	605,267,655
Real estate business operations		-	-
Total		189,419,679	605,267,655
8	Important events arising after the end of the accounting period that have not been reflected in the Quarter 1/2025 Financial Statements: none		
9	Changes in contingent liabilities since the end of the quarter 1/2025 accounting period: none		



Do Thi Thuy Trang
Prepared by



Le Thi Anh Truc
Chief Accountant



Đà Nẵng, April 29, 2025

Lương Thanh Viên
General Director

**DANANG HOUSING DEVELOPMENT
CONSTRUCTION JOINT STOCK
COMPANY**

SOCIALIST REPUBLIC OF VIETNAM
Independence – Freedom – Happiness

No: 20A/CV-NDX

“Re: Explanation of Financial Statements
Quarter 1/2025”

Da Nang, April 29, 2025

To: - State Securities Commission
- Hanoi Stock Exchange

1. Company Name: Danang Housing Development Construction Joint Stock Company
2. Stock code: NDX
3. Head office address: 31 Nui Thanh Street, Binh Thuan Ward, Hai Chau District, Da Nang City
4. Phone: 0236.3631 157
5. Information disclosure person: Ms. Ho Thi Tra Huong, position: Company Secretary
6. Information disclosure content:
 - 6.1 Financial report for quarter 1 of 2025 includes: financial statements, business results, cash flow statements, and notes to the financial statements.
 - 6.2 Explanation content: explanation of difference > 10% of net profit compared to the same period last year:

Unit: VND

No	Items	Quarter 1 2025	Quarter 1 2024	% Increase/ Decrease
1	Total Revenue	7,774,808,199	21,580,904,827	-56.31%
2	Profit before tax	238,598,750	783,438,626	-43.79%
3	Profit after corporate income tax	189,419,679	605,267,655	-45.55%

Explanation:

In the quarter 1 of 2025, Danang Housing Development and Construction Joint Stock Company achieved 7.7 billion in revenue and 189.42 million in profit after tax. Compared to the same period last year, profit after tax increased but not significantly due to raw materials are scarce, affecting the demand for concrete supply.

Website address for posting the entire financial report: www.ndx.com.vn

We commit that the information published above is true and are fully responsible before the law for the content of the published information.

Recipients:

- As above;
- Save VT-NDX.

INFORMATION DISCLOSURE PERSON



Ho Thi Tra Huong