

**TRANG CORPORATION**

Address: Lot A 14B, Hiep Phuoc Industrial Park, Long Thoi Commune, Nha Be District, Ho Chi Minh City, Vietnam

**FINANCIAL STATEMENTS**

Quarter II, 2025

**BALANCE SHEET**

Tại ngày 30 tháng 06 năm 2025

Unit: VND

ITEMS	Code	Note	Ending balance	Beginning balance
<b>A - CURRENT ASSETS</b>	<b>100</b>		<b>745.321.939.288</b>	<b>694.957.020.208</b>
<b>I. Cash and cash equivalents</b>	<b>110</b>		<b>132.132.820.603</b>	<b>213.407.051.500</b>
1. Cash	111		100.132.820.603	187.407.051.500
2. Cash equivalents	112		32.000.000.000	26.000.000.000
<b>II. Short-term investments</b>	<b>120</b>		<b>94.265.330.298</b>	<b>93.753.330.298</b>
1. Trading securities	121		299.500.000	299.500.000
2. Provisions for devaluation of securities trading	122		-	-
3. Held-to-maturity investments	123		93.965.830.298	93.453.830.298
<b>III. Short-term receivables</b>	<b>130</b>		<b>298.196.699.206</b>	<b>229.834.992.635</b>
1. Short-term trade receivables	131		239.900.587.091	183.070.333.939
2. Short-term prepayments to suppliers	132		1.087.318.317	1.012.487.666
3. Short-term inter-company receivable	133		-	-
4. Receivable according to the progress of construction contract	134		-	-
5. Short-term loans receivable	135		-	-
6. Other short-term receivables	136		58.760.058.041	47.413.435.273
7. Allowance for short-term doubtful debts	137		(1.551.264.243)	(1.661.264.243)
8. Deficit assets for treatment	139		-	-
<b>IV. Inventories</b>	<b>140</b>		<b>216.570.902.916</b>	<b>155.094.786.299</b>
1. Inventories	141		217.994.500.389	158.101.533.881
2. Allowance for inventories	149		(1.423.597.473)	(3.006.747.582)
<b>V. Other current assets</b>	<b>150</b>		<b>4.156.186.265</b>	<b>2.866.859.476</b>
1. Short-term prepaid expenses	151		4.156.186.265	2.866.859.476
2. Deductible VAT	152		-	-
3. Taxes and other accounts receivable from the State	153		-	-
4. Trading Government bonds	154		-	-
5. Other current assets	155		-	-

**TRANG CORPORATION**

Address: Lot A 14B, Hiep Phuoc Industrial Park, Long Thoi Commune, Nha Be District, Ho Chi Minh City, Vietnam

**FINANCIAL STATEMENTS**

Quarter II, 2025

**Balance Sheet (cont.)**

ITEMS	Code	Note	Ending balance	Beginning balance
<b>B - NON-CURRENT ASSETS</b>	<b>200</b>		<b>214.397.837.609</b>	<b>210.694.196.464</b>
<b>I. Long-term receivables</b>	<b>210</b>		<b>142.263.297.435</b>	<b>139.697.693.467</b>
1. Long-term trade receivables	211		-	-
2. Long-term prepayment to suppliers	212		-	-
3. Working capital in affiliates	213		-	-
4. Long-term inter-company receivable	214		-	-
5. Long-term loans receivable	215		63.346.720.000	63.346.720.000
6. Other long-term receivable	216		78.916.577.435	76.350.973.467
7. Allowance for long-term doubtful debts	219		-	-
<b>II. Fixed assets</b>	<b>220</b>		<b>36.581.567.706</b>	<b>36.390.113.859</b>
1. Tangible fixed assets	221		26.152.331.182	26.293.096.132
- Historical cost	222		96.070.321.524	94.775.147.057
- Accumulated depreciation	223		(69.917.990.342)	(68.482.050.925)
2. Financial leased assets	224		10.203.870.775	9.843.750.274
- Historical cost	225		12.687.404.798	11.872.194.798
- Accumulated depreciation	226		(2.483.534.023)	(2.028.444.524)
3. Intangible fixed assets	227		225.365.749	253.267.453
- Initial cost	228		675.970.800	675.970.800
- Accumulated amortization	229		(450.605.051)	(422.703.347)
<b>III. Investment property</b>	<b>230</b>		<b>-</b>	<b>-</b>
- Historical costs	231		-	-
- Accumulated depreciation	232		-	-
<b>IV. Long-term assets in process</b>	<b>240</b>		<b>1.585.260.325</b>	<b>-</b>
1. Long-term work-in-process	241		-	-
2. Construction-in-progress	242		1.585.260.325	-
<b>V. Long-term investments</b>	<b>250</b>		<b>27.000.000.000</b>	<b>27.000.000.000</b>
1. Investments in subsidiaries	251		15.000.000.000	15.000.000.000
2. Investments in joint ventures and associates	252		27.000.000.000	27.000.000.000
3. Investments in other entities	253		-	-
4. Provisions for devaluation of long-term financial investments	254		(15.000.000.000)	(15.000.000.000)
5. Held-to-maturity investments	255		-	-
<b>VI. Other non-current assets</b>	<b>260</b>		<b>6.967.712.143</b>	<b>7.606.389.138</b>
1. Long-term prepaid expenses	261		6.967.712.143	5.719.467.807
2. Deferred income tax assets	262		-	1.886.921.331
3. Long-term components and spare parts and accessories	263		-	-
4. Other non-current assets	268		-	-
<b>TOTAL ASSETS</b>	<b>270</b>		<b>959.719.776.897</b>	<b>905.651.216.672</b>

**TRANG CORPORATION**

Address: Lot A 14B, Hiep Phuoc Industrial Park, Long Thoi Commune, Nha Be District, Ho Chi Minh City, Vietnam

**FINANCIAL STATEMENTS**

Quarter II, 2025

**Balance Sheet (cont.)**

ITEMS	Code	Note	Ending balance	Beginning balance
<b>C - LIABILITIES</b>	<b>300</b>		<b>520.249.427.768</b>	<b>521.899.100.875</b>
<b>I. Current liabilities</b>	<b>310</b>		<b>511.119.060.613</b>	<b>511.165.365.024</b>
1. Short-term trade payables	311		152.823.866.088	111.135.832.248
2. Short-term advances from customers	312		546.225.156	315.728.196
3. Taxes and other obligations payable to State Budget	313		7.325.637.005	14.195.568.827
4. Payables to employees	314		23.944.907.447	23.292.022.076
5. Short-term accrued expenses	315		5.907.901.472	4.717.260.972
6. Short-term inter-company payables	316		-	-
7. Payable according to the progress of construction contracts	317		-	-
8. Short-term unearned revenue	318		-	-
9. Other short-term payables	319		10.009.291.812	524.761.609
10. Short-term borrowings and financial leases	320		303.398.468.867	354.365.152.545
11. Provisions for short-term payables	321		-	-
12. Bonus and welfare funds	322		7.162.762.766	2.619.038.551
13. Price stabilization fund	323		-	-
14. Trading Government bonds	324		-	-
<b>II. Long-term liabilities</b>	<b>330</b>		<b>9.130.367.155</b>	<b>10.733.735.851</b>
1. Long-term trade payables	331		-	-
2. Long-term prepayment from customers	332		-	-
3. Long-term accrued expenses	333		-	-
4. Inter-company payables for operating capital	334		-	-
5. Long-term inter-company payables	335		-	-
6. Long-term unearned revenue	336		-	-
7. Other long-term payables	337		-	-
8. Long-term borrowing and financial leases	338		9.130.367.155	10.733.735.851
9. Convertible bonds	339		-	-
10. Preferred shares	340		-	-
11. Deferred income tax payable	341		-	-
12. Provisions for long-term payables	342		-	-
13. Science and technology development funds	343		-	-

**TRANG CORPORATION**


Address: Lot A 14B, Hiep Phuoc Industrial Park, Long Thoi Commune, Nha Be District, Ho Chi Minh City, Vietnam


**FINANCIAL STATEMENTS**

Quarter II, 2025

**Balance Sheet (cont.)**

ITEMS	Code	Note	Ending balance	Beginning balance
<b>D - OWNER'S EQUITY</b>	<b>400</b>		<b>439.470.349.129</b>	<b>383.752.115.797</b>
<b>I. Owner's equity</b>	<b>410</b>		<b>439.470.349.129</b>	<b>383.752.115.797</b>
1. Capital	411		168.299.940.000	168.299.940.000
- Ordinary shares carrying voting right	411a		168.299.940.000	168.299.940.000
- Preferred shares	411b		-	-
2. Share premiums	412		17.173.652.728	17.173.652.728
3. Bond conversion option	413		-	-
4. Other sources of capital	414		-	-
5. Treasury stocks	415		-	-
6. Differences on asset revaluation	416		-	-
7. Foreign exchange differences	417		-	-
8. Investment and development fund	418		-	-
9. Business arrangement supporting fund	419		-	-
10. Other funds	420		-	-
11. Retained earnings	421		253.996.756.401	198.278.523.069
- Retained earnings accumulated to the end of the previous period	421a		193.734.798.855	46.821.049.220
- Retained earnings of the current period	421b		60.261.957.546	151.457.473.849
12. Construction investment fund	422		-	-
<b>II. Other sources and funds</b>	<b>430</b>		<b>-</b>	<b>-</b>
1. Sources of expenditure	431		-	-
2. Fund to form fixed assets	432		-	-
<b>TOTAL LIABILITIES AND OWNER'S EQUITY</b>	<b>440</b>		<b>959.719.776.897</b>	<b>905.651.216.672</b>

  
Lê Kim Dung  
Preparer

  
Nguyễn Thị Mỹ Nhung  
Chief Accountant

  
Trương Văn Quang  
General Director





**TRANG CORPORATION**

Address: Lot A 14B, Hiep Phuoc Industrial Park, Long Thoi Commune, Nha Be District, Ho Chi Minh City, Vietnam

**FINANCIAL STATEMENTS**


Quarter II, 2025

**INCOME STATEMENT**


Quarter II, 2025

Unit: VND

ITEMS	Code	Note	Quarter II		Accumulated from the beginning of the year	
			Current year	Previous year	Previous year	Previous year
1. Sales	01		228,229,489,652	190,355,213,955	439,340,987,933	281,820,856,798
2. Sales deductions	02		-	-	-	-
3. Net sales	10		228,229,489,652	190,355,213,955	439,340,987,933	281,820,856,798
4. Cost of sales	11		165,353,222,024	139,225,479,812	320,532,024,632	210,086,464,734
5. Gross profit	20		62,876,267,628	51,129,734,143	118,808,963,301	71,734,392,064
6. Financial income	21		6,122,315,405	3,302,754,113	11,100,073,706	8,410,465,212
7. Financial expenses	22		3,990,700,103	5,304,348,507	9,073,269,652	14,387,950,459
In which: Loan interest expenses	23		3,750,185,135	3,380,001,340	7,137,332,489	7,205,142,022
8. Selling expenses	25		13,473,077,897	5,486,291,300	16,775,890,476	8,880,924,572
9. General and administration expenses	26		17,597,358,015	11,745,534,405	29,086,774,372	20,702,263,803
10. Net operating profit	30		33,937,447,018	31,896,314,043	74,973,102,507	36,173,718,442
11. Other income	31		7,384,521	123,907,850	7,385,729	169,076,279
12. Other expenses	32		4,104,695,587	32,333,483	4,104,695,587	162,333,483
13. Other profit	40		(4,097,311,066)	91,574,367	(4,097,309,858)	6,742,796
14. Total accounting profit before tax	50		29,840,135,952	31,987,888,410	70,875,792,649	36,180,461,238
15. Current income tax	51		4,457,855,081	4,683,267,807	8,726,913,772	5,312,153,731
16. Deferred income tax	52		-	-	1,886,921,331	-
17. Profit after tax	60		<u>25,382,280,871</u>	<u>27,304,620,603</u>	<u>60,261,957,546</u>	<u>30,868,307,507</u>
18. Earning per share	70		-	-	-	-
19. Diluted earning per share	71		-	-	-	-

  
Lê Kim Dung  
Preparer

  
Nguyễn Thị Mỹ Nhung  
Chief Accountant

  
Trương Văn Quang  
General Director



**TRANG CORPORATION**

Address: Lot A 14B, Hiep Phuoc Industrial Park, Long Thoi Commune, Nha Be District, Ho Chi Minh City, Vietnam

**FINANCIAL STATEMENTS**

Quarter II, 2025

**CASH FLOW STATEMENT**

(Indirect method)

Quarter II, 2025

Unit: VND

ITEMS	Code	Note	Current year	Previous year
<b>I. Cash flows from operating activities</b>				
1. Profit before tax	01		70.875.792.649	36.166.429.238
2. Adjustments				
- Depreciation of fixed assets and investment properties	02		2.854.317.606	2.463.237.303
- Provisions	03		(1.693.150.109)	(713.735.715)
- Gain/ (loss) from exchange difference due to revaluation of monetary items in foreign currencies	04		(140.487.586)	1.536.816.250
- Gain/ (loss) from investing activities	05		(3.827.989.960)	(4.135.741.563)
- Interest expenses	06		7.137.332.489	7.205.142.022
- Other adjustments	07		-	-
3. Operating profit before changes of working capital	08		75.205.815.089	42.522.147.535
- Increase/(decrease) of receivables	09		(65.287.302.541)	(4.590.893.406)
- Increase/(decrease) of inventories	10		(59.892.966.508)	(61.501.508.060)
- Increase/(decrease) of payables	11		51.959.289.185	59.787.038.161
- Increase/ (decrease) of prepaid expenses	12		(4.122.831.450)	(481.405.795)
- Increase/(decrease) of securities trading	13		-	-
- Interests paid	14		(7.075.907.831)	(6.816.709.148)
- Corporate income tax paid	15		(16.655.864.907)	(4.227.482.733)
- Other cash inflows	16		-	-
- Other cash outflows	17		-	(349.425.000)
<b>Net cash flows from operating activities</b>	<b>20</b>		<b>(25.869.768.963)</b>	<b>24.341.761.554</b>
<b>II. Cash flows from investing activities</b>				
1. Purchases and construction of fixed assets and other long-term assets	21		(3.088.819.000)	(227.200.000)
2. Proceeds from disposals of fixed assets and other long-term assets	22		32.445.455	-
3. Cash outflow for lending, buying debt instruments of other entities	23		-	(3.520.742.958)
4. Cash recovered from lending, selling debt instruments of other entities	24		-	29.000.000.000
5. Investments into other entities	25		-	-
6. Withdrawals of investments in other entities	26		-	-
7. Interest earned, dividends and profits received	27		1.543.191.503	1.410.258.511
<b>Net cash flows from investing activities</b>	<b>30</b>		<b>(1.513.182.042)</b>	<b>26.662.315.553</b>

**TRANG CORPORATION**

Address: Lot A 14B, Hiep Phuoc Industrial Park, Long Thoi Commune, Nha Be District, Ho Chi Minh City, Vietnam

**FINANCIAL STATEMENTS**

Quarter II, 2025

**Cash Flow Statement (cont.)**

ITEMS	Code	Note	Năm nay	Previous year
<b>III. Cash flows from financing activities</b>				
1. Proceeds from issuing stocks and capital contributions from owners	31		-	-
2. Repayment for capital contributions and re-purchases of stocks already issued	32		-	-
3. Receivables from borrowings	33		304.994.408.081	244.500.800.482
4. Repayment for loan principal	34		(358.084.335.283)	(315.730.871.605)
5. Payments for financial leased assets	35		(1.247.863.896)	(1.178.921.983)
6. Dividends and profit paid to the owners	36		-	(997.500.000)
<i>Net cash flows from financing activities</i>	<i>40</i>		<i>(54.337.791.098)</i>	<i>(73.406.493.106)</i>
<b>Net cash flows during the period</b>	<b>50</b>		<b>(81.720.742.103)</b>	<b>(22.402.415.999)</b>
<b>Beginning cash and cash equivalents</b>	<b>60</b>		<b>213.407.051.500</b>	<b>42.319.704.747</b>
Effects of fluctuations in foreign exchange rates	61		446.511.206	20.542.868
<b>Ending cash and cash equivalents</b>	<b>70</b>		<b>132.132.820.603</b>	<b>19.937.831.616</b>



Lê Kim Dung  
Preparer



Nguyễn Thị Mỹ Nhung  
Chief Accountant



Trương Văn Quang  
General Director



## **TRANG CORPORATION**

Address: Lot A 14B, Hiep Phuoc Industrial Park, Long Thoi Commune, Nha Be District, Ho Chi Minh City, Vietnam  
Quarter II, 2025  
Financial Statements

---

### **NOTES TO THE INTERIM FINANCIAL STATEMENTS QUARTER II, 2025**

#### **I. GENERAL INFORMATION**

##### **1. Ownership form**

Trang Corporation (hereinafter referred to as “the Corporation”) is a joint stock company.

##### **2. Operating field**

Operating field of the Corporation is industrial production.

##### **3. Principal business activities**

Principal business activities of the Corporation are manufacturing, processing aquatic products; manufacturing all kinds of cakes from flour; manufacturing processed dishes and food.

##### **4. Normal operating cycle**

Normal operating cycle of the Corporation is within 12 months.

##### **5. Structure of the Corporation**

###### ***Subsidiary***

The Corporation only invests in a subsidiary which is Dasumy Foods Services Trading Production Company Limited located at Lot D4, Road N1, Hiep Phuoc Industrial Park, Hiep Phuoc Commune, Nha Be District, Ho Chi Minh City, Vietnam. The principal business activity of this subsidiary is to wholesale foodstuff. As of the balance sheet date, the Corporation’s capital contribution rate in this subsidiary is 75%, equivalent to the voting rate and the benefit rate.

###### ***Associate***

The Corporation only invests in an associate which is Dary Foods Company Limited located at Lot D4, Road N1, Hiep Phuoc Industrial Park, Hiep Phuoc Commune, Nha Be District, Ho Chi Minh City, Vietnam. The principal business activities of this associate are to process and preserve aquatic products and products thereof. As of the balance sheet date, the Corporation’s capital contribution rate in this associate is 45%, equivalent to the voting rate and the benefit rate.

##### **6. Statement of information comparability on the Interim Financial Statements**

The corresponding figures of the previous period can be comparable with figures of the current period.

##### **7. Headcount**

As of the balance sheet date, the Corporation’s headcount is 519 (headcount at the beginning of the year: 478).

#### **II. FISCAL YEAR AND ACCOUNTING CURRENCY**

##### **1. Fiscal year**

The fiscal year of the Corporation is from 01 January to 31 December annually.

##### **2. Accounting currency unit**

The accounting currency unit is Vietnamese Dong (VND) because transactions of the Corporation are primarily made in VND.

#### **III. ACCOUNTING STANDARDS AND SYSTEM**

##### **1. Accounting System**

The Corporation applies the Vietnamese Accounting Standards and System, which were issued in accordance with the Circular No. 200/2014/TT-BTC dated 22 December 2014, the Circular No. 53/2016/TT-BTC dated 21 March 2016 and other Circulars guiding the implementation of Vietnamese



## TRANG CORPORATION

Address: Lot A 14B, Hiep Phuoc Industrial Park, Long Thoi Commune, Nha Be District, Ho Chi Minh City, Vietnam  
Quarter II, 2025  
Financial Statements

---

Accounting Standards of the Ministry of Finance in the preparation and presentation of the Interim Financial Statements.

### 2. Statement of the compliance with the Accounting Standards and System

The General Director ensures to follow all the requirements of the Vietnamese Accounting Standards and System, which were issued together with the Circular No. 200/2014/TT-BTC dated 22 December 2014, the Circular No. 53/2016/TT-BTC dated 21 March 2016 as well as other Circulars guiding the implementation of Vietnamese Accounting Standards of the Ministry of Finance in the preparation and presentation of the Interim Financial Statements.

## IV. ACCOUNTING POLICIES

### 1. Accounting convention

All the Financial Statements are prepared on the accrual basis (except for the information related to cash flows).

### 2. Foreign currency transactions

Transactions in foreign currencies are converted at the actual exchange rates ruling as of the transaction dates. The ending balances of monetary items in foreign currencies are converted at the actual exchange rates ruling as of the balance sheet date.

Foreign exchange differences arisen from foreign currency transactions during the period shall be included into financial income or financial expenses. Foreign exchange differences due to the revaluation of ending balances of the monetary items in foreign currencies after offsetting their positive differences against negative differences shall be included into financial income or financial expenses.

The exchange rate used to convert foreign currency transactions is the actual exchange rate ruling as at the time of these transactions. The actual exchange rates applied to foreign currency transactions are as follows:

- For the foreign currency trading contract (including spot contract, forward contract, future contract, option contract, currency swap): the exchange rate stipulated in the contracts of trading foreign currency between the Corporation and the Bank.
- For capital contribution made or received: the buying rate of the bank where the Corporation opens its account to receive capital contributed from investors as of the date of capital contribution.
- For receivables: the buying rate of foreign currency ruling as at the time of transaction of the commercial bank where the Corporation designates the customers to make payments.
- For payables: the selling rate of foreign currency ruling as at the time of transaction of the commercial bank where the Corporation supposes to make payments.
- For acquisition of assets or immediate payments in foreign currency (not included into payable accounts): the buying rate of the commercial bank where the Corporation makes payments.

The exchange rates used to re-evaluate the ending balances of monetary items in foreign currencies are determined according to the following principles:

- For foreign currency deposits: the buying rate of the bank where the Corporation opens its foreign currency account.
- For monetary items in foreign currencies classified as other assets: the buying rate of Asia Commercial Joint Stock Bank (ACB), where the Corporation frequently conducts transactions.



## TRANG CORPORATION

Address: Lot A 14B, Hiep Phuoc Industrial Park, Long Thoi Commune, Nha Be District, Ho Chi Minh City, Vietnam  
Quarter II, 2025

### Financial Statements

---

- For monetary items in foreign currencies classified as liabilities: the selling rate of Asia Commercial Joint Stock Bank (ACB), where the Corporation frequently conducts transactions.

#### 3. Cash and cash equivalents

Cash includes cash on hand and demand deposits in banks. Cash equivalents are short-term investments of which the due dates cannot exceed 3 months from the dates of the investments and the convertibility into cash is easy, and which do not have a lot of risks in the conversion into cash as of the balance sheet date.

#### 4. Financial investments

##### *Trading securities*

Investments classified as trading securities are those held by the Corporation for the trading purpose with the aim of making profit.

Trading securities are recognized at original costs which include fair value of the payments made at the time of the transaction plus other costs attributable to transaction costs.

The time of recognizing trading securities is when the Corporation acquires the ownership, as follows:

- For listed securities: recognized at the time of order-matching (T+0).
- For unlisted securities: recognized at the time of acquiring official ownership as stipulated by law.

Interest, dividends and profit of the periods prior to the acquisition of trading securities are recorded as a decrease in the value of such securities. Interest, dividends and profit of the periods after the acquisition of such securities are recorded in the Corporation's revenues. Particularly, the dividends paid in form of shares are not recorded as an increase in values, but the increasing quantity is followed up.

Provisions for devaluation of trading securities are made for each particular type of securities in the market of which the fair value is lower than original costs. The fair value of trading securities listed on the stock market is the closing price at the latest transaction date by the balance sheet date.

Increases/decreases in the provisions for devaluation of trading securities as of the balance sheet date are recorded into financial expenses.

Gain or loss from transfer of trading securities is recognized into financial income or financial expenses. The costs are determined in accordance with the mobile weighted average method.

##### *Held-to-maturity investments*

Investments are classified as held-to-maturity investments that the Corporation intends and is able to hold to maturity. Held-to-maturity investments of the Corporation only include term deposits for the purpose of receiving periodical interest.

Held-to-maturity investments are initially recognized at cost including the purchase cost and other transaction costs. After initial recognition, these investments are recorded at recoverable value. Interest from these held-to-maturity investments after acquisition date is recognized in the profit or loss on the basis of the interest income to be received. Interests arising prior to the Corporation's acquisition of held-to-maturity investments are recorded as a decrease in the costs as at the acquisition time.

## TRANG CORPORATION

Address: Lot A 14B, Hiep Phuoc Industrial Park, Long Thoi Commune, Nha Be District, Ho Chi Minh City, Vietnam  
Quarter II, 2025  
Financial Statements

---

When there are reliable evidences proving that a part or the whole investment cannot be recovered and the loss is reliably determined, the loss is recognized as financial expenses during the period while the investment value is derecognized.

### *Loans*

Loans are measured at costs less allowance for doubtful debts. Allowance for doubtful debts of loans is made on the basis of estimated losses.

### *Investments in subsidiary, associate*

#### *Subsidiary*

Subsidiary is an entity that is controlled by the Corporation. Control is the Corporation's power to govern the financial and operating policies of an entity so as to obtain benefits from its activities.

#### *Associate*

An associate is an entity which the Corporation has significant influence but not the control to govern the financial and operating policies. Significant influence is the right to participate in making the associate's financial and operating policies but not control those policies.

#### *Initial recognition*

Investments in subsidiary are initially recognized at costs, including the cost of purchase or capital contributions plus other directly attributable transaction cost. In case of investment in non-monetary assets, the costs of the investment are recognized at the fair value of non-monetary assets at the arising time.

Dividends of the periods prior to the purchase of investments are recorded as a decrease in value of such investments. Dividends of the periods after the purchase of investments are recorded into the Corporation's revenues. Particularly, the dividends paid in form of shares are not recorded as an increase in values, but the increasing quantity is followed up.

#### *Provisions for impairment of investments subsidiary, associate*

Provisions for impairment of investments in subsidiary is made when the subsidiary suffers from losses at the rate equal to the difference between the actual capital invested by investors in subsidiary and the actual owner's equity multiplying (x) by the Corporation's rate of capital contribution over the total actual capital invested by investors in subsidiary. If the subsidiary is consolidated into Consolidated Financial Statements, the basis for impairment provisions is the Consolidated Financial Statements.

Increases/decreases in the provisions for impairment of investments in subsidiary as of the balance sheet date are recorded into financial expenses.

## 5. Receivables

Receivables are recognized at the carrying amounts less allowances for doubtful debts.

The classification of receivables as trade receivables and other receivables is made according to the following principles:

- Trade receivables reflect receivables concerning the commercial nature arising from purchase and sale transactions between the Corporation and customers who are independent to the Corporation.
- Other receivables reflect receivables not concerning the commercial nature and irrelevant to purchase and sale transactions.

Allowance is made for each doubtful debt on the basis of estimated loss.



## **TRANG CORPORATION**

Address: Lot A 14B, Hiep Phuoc Industrial Park, Long Thoi Commune, Nha Be District, Ho Chi Minh City, Vietnam  
Quarter II, 2025  
Financial Statements

---

Increases/decreases in the obligatory allowance for doubtful debts as of the balance sheet date are recorded into general and administration expenses.

### **6. Inventories**

Inventories are recognized at the lower of cost or net realizable value.

Cost of inventories is determined as follows:

- For materials and merchandises: Costs comprise costs of purchases and other directly relevant costs incurred in bringing the inventories to their present location and conditions.
- Work-in-process: Costs comprise costs of main materials, labor and other directly relevant expenses.
- For finished goods: Costs comprise costs of materials, direct labor and directly relevant general manufacturing expenses allocated on the basis of normal operations.

Stock-out costs are determined in accordance with the weighted average method and recorded in line with the perpetual method.

Net realizable value is the estimated selling price of inventories in the ordinary course of business less the estimated costs of completion and the estimated costs necessary to make the sale.

Allowance for inventories is recognized for each type of inventories when their costs are higher than their net realizable values. Increases/decreases in the obligatory allowance for inventories as of the balance sheet date are recorded into costs of sales.

### **7. Prepaid expenses**

Prepaid expenses comprise actual expenses incurred and relevant to financial performance in several accounting periods. Prepaid expenses of the Corporation mainly include expenses of tools, repair expenses and land rental. These prepaid expenses are allocated over the prepayment period or period of corresponding economic benefits generated from these expenses.

#### ***Expenses of tools***

Expenses of tools being put into use are allocated into expenses in accordance with the straight-line method for the maximum period of 3 years.

#### ***Repair expenses***

Repair expenses incurred once with high value are allocated into expenses in accordance with the straight-line method for the maximum period of 3 years.

#### ***Land rental***

Land rental reflects the rental paid for the land being used by the Corporation and is allocated into expenses in accordance with the straight-line method over the lease term (i.e. 30 – 44 years).

### **8. Operating leased assets**

A lease is classified as an operating lease if it transfers substantially all the risks and rewards incident to ownership belonging to the lessor. The lease expenses are allocated in the Corporation's operation costs in accordance with the straight-line method over the lease term and do not depend on the method of lease payment.

### **9. Tangible fixed assets**

## TRANG CORPORATION

Address: Lot A 14B, Hiep Phuoc Industrial Park, Long Thoi Commune, Nha Be District, Ho Chi Minh City, Vietnam  
Quarter II, 2025  
Financial Statements

---

Tangible fixed assets are determined by their historical costs less accumulated depreciation. Historical costs of tangible fixed assets include all the expenses paid by the Corporation to bring the asset to its working condition for its intended use. Other expenses arising subsequent to initial recognition are included into historical costs of fixed assets only if it can be clearly demonstrated that the expenditure has resulted in future economic benefits expected to be obtained from the use of these assets. Those which do not meet the above conditions will be recorded into operation expenses during the period.

When a tangible fixed asset is sold or disposed, its historical cost and accumulated depreciation are written off, then any gain or loss arising from such disposal is included in the income or the expenses during the period.

Tangible fixed assets are depreciated in accordance with the straight-line method over their estimated useful lives. The depreciation years applied are as follows:

<u>Fixed assets</u>	<u>Years</u>
Buildings and structures	03 – 30
Machinery and equipment	02 – 20
Vehicles	05 – 10
Office equipment	03 – 05

### 10. Financial leased assets

A lease is classified as a finance lease if it transfers substantially all the risks and rewards incident to ownership belonging to the lessee. Financial leased assets are determined by their historical costs less accumulated depreciation. Historical cost is the lower cost of the fair value of the leased asset at commencement of the lease term and the present value of the minimum lease payments. Discount rate used to calculate the present value of the minimum lease payments is the interest rate implicit in the lease or else mentioned in the lease. If the interest rate implicit in the lease cannot be determined, the incremental borrowing rate at commencement of the lease term will be applied.

Financial leased assets are depreciated in accordance with the straight-line method over their estimated useful lives. If there is no reasonable certainty that the Corporation will obtain ownership at the end of the lease, the fixed asset shall be depreciated over the shorter of the lease term and the estimated useful life of the asset. The depreciation years of machinery and equipment is 15 years.

### 11. Intangible fixed assets

Intangible fixed assets are determined by their initial costs less accumulated amortization.

Initial costs of intangible fixed assets include all the costs paid by the Corporation to bring the asset to its working condition for its intended use. Other costs relevant to intangible fixed assets arising subsequent to initial recognition are included into operation costs during the period only if these costs are associated with a specific intangible fixed asset and result in future economic benefits expected to be obtained from the use of these assets.

When an intangible fixed asset is sold or disposed, its initial costs and accumulated amortization are written off, then any gain or loss arising from such disposal is included in the income or the expenses during the period.

The Corporation's intangible fixed asset only includes computer software. Expenses attributable to computer software, which is not a part associated with the relevant hardware, will be capitalized. Costs of computer software include all the expenses paid by the Corporation until the date the software is put into use. Computer software is amortized in accordance with the straight-line method for the period from 3 to 7 years.



## **TRANG CORPORATION**

Address: Lot A 14B, Hiep Phuoc Industrial Park, Long Thoi Commune, Nha Be District, Ho Chi Minh City, Vietnam  
Quarter II, 2025  
Financial Statements

---

### **12. Construction-in-progress**

Construction-in-progress reflects the expenses (including relevant loan interest expenses following the accounting policies of the Corporation) directly attributable to assets under construction, machinery and equipment under installation for purposes of production, leasing and management as well as the repair of fixed assets in progress. These assets are recorded at historical costs and not depreciated.

### **13. Payables and accrued expenses**

Payables and accrued expenses are recorded for the amounts payable in the future associated with the goods and services received. Accrued expenses are recorded based on reasonable estimates for the amounts payable.

The classification of payables as trade payables, accrued expenses and other payables is made on the basis of following principles:

- Trade payables reflect payables of commercial nature arising from the purchase of goods, services, or assets, of which the seller is an independent entity with the Corporation.
- Accrued expenses reflect expenses for goods, services received from suppliers or supplied to customers but have not been paid, invoiced or lack of accounting records and supporting documents; pay on leave payable to employees; and accrual of operation expenses.
- Other payables reflect payables of non-commercial nature and irrelevant to purchase, sales of goods or provisions of services.

The payables and accrued expenses are classified as short-term and long-term items in the Interim Balance Sheet on the basis of their remaining term as of the balance sheet date.

### **14. Owner's equity**

#### ***Capital***

Capital is recorded according to the actual amounts invested by the shareholders.

#### ***Share premiums***

Share premiums are recorded in accordance with the difference between the issuance price and face value upon the IPO, additional issuance or the difference between the re-issuance price and carrying value of treasury shares and the equity component of convertible bonds upon maturity date. Expenses directly related to the additional issuance of shares and the re-issuance of treasury shares are recorded as a decrease in share premiums.

### **15. Profit distribution**

Profit after tax is distributed to the shareholders after appropriation for funds under the Charter of the Corporation as well as legal regulations and approved by the General Meeting of Shareholders.

The distribution of profits to the shareholders is made with consideration toward non-cash items in the retained earnings that may affect cash flows and payment of dividends such as profit due to revaluation of assets contributed as investment capital, profit due to revaluation of monetary items, financial instruments and other non-cash items.

Dividends are recorded as payables upon approval of the General Meeting of Shareholders and Notice of dividend payment from the Board of Management.

### **16. Recognition of sales and income**



## **TRANG CORPORATION**

Address: Lot A 14B, Hiep Phuoc Industrial Park, Long Thoi Commune, Nha Be District, Ho Chi Minh City, Vietnam  
Quarter II, 2025  
Financial Statements

---

### ***Sales of finished goods***

Sales of finished goods shall be recognized when all of the following conditions are satisfied:

- The Corporation transfers most of risks and benefits incident to the ownership of products to customers.
- The Corporation retains neither continuing managerial involvement to the degree usually associated with ownership nor effective control over the products sold.
- The amount of sales can be measured reliably. Where the contracts stipulate that buyer is entitled to return products purchased under specific conditions, sales are recorded only when those specific conditions are no longer exist and buyers retains no right to return products (except for the case that such returns are in exchange for other goods or services).
- The Corporation received or shall probably receive the economic benefits associated with sale transactions.
- The cost incurred or to be incurred in respect of the sale transaction can be measured reliably.

### ***Interest***

Interest is recorded, based on the term and the actual interest rate applied in each particular period.

## **17. Borrowing costs**

Borrowing costs are interests and other costs that the Corporation directly incurs in connection with the borrowing.

Borrowing costs are recorded as an expense when it is incurred.

## **18. Expenses**

Expenses are those that result in outflows of the economic benefits and are recorded at the time of transactions or when incurrence of the transaction is reliable regardless of whether payment for expenses is made or not.

Expenses and their corresponding revenues are simultaneously recognized in accordance with matching principle. In the event that matching principle conflicts with prudence principle, expenses are recognized based on the nature and regulations of accounting standards in order to guarantee that transactions can be fairly and truly reflected.

## **19. Corporate income tax**

Corporate income tax includes current income tax and deferred income tax.

### ***Current income tax***

Current income tax is the tax amount computed based on the taxable income. Taxable income is different from accounting profit due to the adjustments of temporary differences between tax and accounting figures, non-deductible expenses as well as those of non-taxable income and losses brought forward.

### ***Deferred income tax***

Deferred income tax is the amount of corporate income tax payable or refundable due to temporary differences between book values of assets and liabilities serving the preparation of the Financial Statements and the values for tax purposes. Deferred income tax liabilities are recognized for all the temporary taxable differences. Deferred income tax assets are recorded only when there is an assurance on the availability of taxable income in the future against which the temporarily deductible differences can be used.

## **TRANG CORPORATION**

Address: Lot A 14B, Hiep Phuoc Industrial Park, Long Thoi Commune, Nha Be District, Ho Chi Minh City, Vietnam  
Quarter II, 2025  
Financial Statements

---

Carrying values of deferred corporate income tax assets are considered as of the balance sheet date and will be reduced to the rate that ensures enough taxable income against which the benefits from part of or all of the deferred income tax can be used. Deferred corporate income tax assets, which have not been recorded before, are considered as of the balance sheet date and are recorded when there is certainly enough taxable income to use these unrecognized deferred corporate income tax assets.

Deferred income tax assets and deferred income tax liabilities are determined at the estimated rate to be applied in the year when the assets are recovered or the liabilities are settled based on the effective tax rates as of the balance sheet date. Deferred income tax is recognized in the Income Statement. In the case that deferred income tax is related to the items of the owner's equity, corporate income tax will be included in the owner's equity.

The Corporation shall offset deferred tax assets and deferred tax liabilities if:

- The Corporation has the legal right to offset current income tax assets against current income tax liabilities; and
- Deferred income tax assets and deferred income tax liabilities are relevant to corporate income tax which is under the management of one tax authority either:
  - Of the same subject to corporate income tax; or
  - The Corporation has intention to pay current income tax liabilities and current income tax assets on a net basis or recover tax assets and settle tax liability simultaneously in each future period to the extent that the majority of deferred income tax liabilities or deferred income tax assets are paid or recovered.

### **20. Related parties**

A party is considered a related party of the Corporation in case that party is able to control the Corporation or to cause material effects on the financial decisions as well as the operations of the Corporation. A party is also considered a related party of the Corporation in case that party is under the same control or is subject to the same material effects.

Considering the relationship of related parties, the nature of relationship is focused more than its legal form.

### **21. Segment reporting**

A business segment is a distinguishable component of the Corporation that is engaged in manufacturing or providing products or services and that is subject to risks and returns that are different from those of other business segments.

A geographical segment is a distinguishable component of the Corporation that is engaged in manufacturing or providing products or services within a particular economic environment and that is subject to risks and returns that are different from those of components operating in other economic environments.

The segment information is prepared and presented in conformity with the accounting policies applicable to the preparation and presentation of the Interim Financial Statements of the Corporation.



**TRANG CORPORATION**

Address: Lot A 14B, Hiep Phuoc Industrial Park, Long Thoi Commune, Nha Be District, Ho Chi Minh City, Vietnam  
Quarter II, 2025  
Financial Statements

**V. ADDITIONAL INFORMATION ON THE ITEMS OF THE INTERIM BALANCE SHEET****1. Cash**

	<u>Ending balance</u>	<u>Beginning balance</u>
Cash on hand	264.510.806	196.848.165
Demand deposits in banks	99.868.309.797	187.210.203.335
Bank deposits with original term not exceeding 03 months	32.000.000.000	26.000.000.000
<b>Total</b>	<b><u>132.132.820.603</u></b>	<b><u>213.407.051.500</u></b>

**2. Financial investments**

The financial investments of the Corporation include trading securities, held-to-maturity investments and investments in other entities. The Corporation's financial investments are as follows:

**2a. Trading securities**

This item reflects bonds of VietinBank of which the principal maturity is 10 years.

**2b. Held-to-maturity investments**

This item reflects bank deposits of which the principal maturity is from 6 months to 12 months.

All term deposits have been mortgaged to secure the Group's loans from MBBank – Dong Ho Chi Minh Branch, VietinBank – Branch 6, BPCE IOM – Ho Chi Minh City Branch, Hong Leong Bank Vietnam Limited, Vietcombank - Ho Chi Minh City Branch and Standard Chartered Bank (Vietnam) Limited (see Note No. V.19).

**2c. Investments in other entities**

	<u>Ending balance</u>		<u>Beginning balance</u>	
	<u>Original amount</u>	<u>Provisions</u>	<u>Original amount</u>	<u>Provisions</u>
<i>Investments in subsidiary</i>				
Dasumy Foods Services Trading Production Company Limited <sup>(i)</sup>	15.000.000.000	(15.000.000.000)	15.000.000.000	(15.000.000.000)
<i>Investments in associate</i>				
Dary Foods Company Limited (ii)	27.000.000.000	-	27.000.000.000	-
<b>Total</b>	<b><u>42.000.000.000</u></b>	<b><u>(15.000.000.000)</u></b>	<b><u>42.000.000.000</u></b>	<b><u>(15.000.000.000)</u></b>

(i) According to the Business Registration Certificate No. 0313053112, amended for the 5<sup>th</sup> time on 13 April 2022, granted by Ho Chi Minh City Department of Planning and Investment, the Corporation invests an amount of VND 15.000.000.000 in Dasumy Foods Services Trading Production Company Limited, equivalent to 75% of charter capital. As of the balance sheet date, the Corporation fully contributed VND 15.000.000.000.

(ii) According to the Business Registration Certificate No. 0313046468, amended for the 6<sup>th</sup> time on 04 May 2020, granted by Ho Chi Minh City Department of Planning and Investment, the Corporation invests an amount of VND 27.000.000.000 in Dary Foods Company Limited, equivalent to 45% of charter capital. As of the balance sheet date, the Corporation fully contributed VND 27.000.000.000.

*Fair value*



**TRANG CORPORATION**

Address: Lot A 14B, Hiep Phuoc Industrial Park, Long Thoi Commune, Nha Be District, Ho Chi Minh City, Vietnam  
Quarter II, 2025  
Financial Statements

The Corporation has not measured the fair value of these investments because there is no specific instruction on measurement of fair value.

*Operation of the subsidiary and the associate*

The subsidiary and the associate have suffered from losses.

*Provisions for investments in other entities*

Fluctuations in provisions for investments in other entities are as follows:

	<u>Current period</u>	<u>Previous period</u>
Beginning balance	15.000.000.000	30.170.847.656
Reversal of allowance	-	(1.680.473.314)
Ending balance	<u>15.000.000.000</u>	<u>28.490.374.342</u>

*Transactions with the subsidiary and the associate*

Significant transactions between the Corporation and its subsidiary and associate are as follows:

	<u>Quarter II, 2025</u>	<u>Quarter II, 2024</u>
<i><b>Dary Foods Company Limited</b></i>		
Sales of materials	1.920.526.000	3.333.137.992
Lease of fixed assets	463.152.000	463.152.000
Leased processing service	8.105.599.612	3.717.737.512
Leased warehousing, loading and unloading services	2.101.185.911	2.074.552.280
Purchases of materials	128.540.064	660.510.700
Interest on loans given	1.281.011.000	1.281.011.000
Sales of fixed assets	-	578.000.000
<i><b>Dasumy Foods Services Trading Production Company Limited</b></i>		
Sales of goods	-	7.872.000
<b>3. Short-term trade receivables</b>		
	<u>Ending balance</u>	<u>Beginning balance</u>
<i><b>Receivables from related parties</b></i>	<i><b>1.435.857.609</b></i>	<i><b>3.026.434.285</b></i>
Dary Foods Company Limited	-	1.590.576.676
Dasumy Foods Services Trading Production Company Limited	1.435.857.609	1.435.857.609
<i><b>Receivables from other customers</b></i>	<i><b>238.464.729.482</b></i>	<i><b>180.043.899.654</b></i>
Trangs UK Limited	97.888.447.014	52.541.418.480
Trangs Europe S.A.S	61.722.388.518	47.819.847.717
Trangs Group USA Incorporated	53.652.664.632	46.735.816.138
Trang's Food Pty LTD	22.964.998.466	32.261.432.126
Other customers	2.236.230.852	685.385.193
<b>Total</b>	<u><b>239.900.587.091</b></u>	<u><b>183.070.333.939</b></u>
<b>4. Short-term prepayments to suppliers</b>		
	<u>Ending balance</u>	<u>Beginning balance</u>
Mariox Trading	130.431.972	130.431.972
Tan Trung Hai Fire Fighting Equipment Trading Service Company Limited	293.256.527	-

**TRANG CORPORATION**

Address: Lot A 14B, Hiep Phuoc Industrial Park, Long Thoi Commune, Nha Be District, Ho Chi Minh City, Vietnam  
Quarter II, 2025

**Financial Statements**

	<u>Ending balance</u>	<u>Beginning balance</u>
Hiep Phuoc Industrial Park Joint Stock Company	134.409.922	-
Godaco Seafood Joint Stock Company	205.200.000	-
Hoang Vu Logistics Engineering Services Trading Company Limited	122.100.000	-
Other suppliers	201.919.896	882.055.694
<b>Total</b>	<b>1.087.318.317</b>	<b>1.012.487.666</b>

**5. Other receivables****5a. Other short-term receivables**

	<u>Ending balance</u>		<u>Beginning balance</u>	
	<u>Value</u>	<u>Allowance</u>	<u>Value</u>	<u>Allowance</u>
VAT waiting for refund	56.419.687.148	-	45.772.130.432	-
Bank deposit interest to be received	20.801.042	-	283.948.585	-
Advance	2.108.000.000	-	1.346.000.000	-
Other short-term receivables	211.569.851	-	11.356.256	-
<b>Total</b>	<b>58.760.058.041</b>	-	<b>47.413.435.273</b>	-

**5b. Other long-term receivables**

	<u>Ending balance</u>		<u>Beginning balance</u>	
	<u>Value</u>	<u>Allowance</u>	<u>Value</u>	<u>Allowance</u>
<i>Receivables from related party</i>	<i>77.351.035.614</i>	-	<i>74.803.089.614</i>	-
Dary Foods Company Limited -				
Long-term mortgages and deposits	49.470.040.724	-	49.470.040.724	-
Dary Foods Company Limited -				
Interest on loan given	27.880.994.890	-	25.333.048.890	-
<i>Receivables from other organizations and individuals</i>	<i>1.565.541.821</i>	-	<i>1.547.883.853</i>	-
Long-term deposits	1.163.404.669	-	1.109.174.669	-
Other long-term receivables	402.137.152	-	438.709.184	-
<b>Total</b>	<b>78.916.577.435</b>	-	<b>76.350.973.467</b>	-

**6. Inventories**

	<u>Ending balance</u>		<u>Beginning balance</u>	
	<u>Original costs</u>	<u>Allowance</u>	<u>Original costs</u>	<u>Allowance</u>
Goods in transit	1.840.660.699	-	42.159.150	-
Materials and supplies	124.339.019.851	(1.423.597.473)	83.186.263.517	(1.813.173.133)
Tools	598.903.570	-	410.922.475	-
Work-in-process	13.177.762.397	-	4.718.533.468	-
Finished goods	78.038.153.872	-	48.918.409.272	(1.193.574.449)
Entrusted goods for sale	-	-	20.825.245.999	-
<b>Total</b>	<b>217.994.500.389</b>	<b>(1.423.597.473)</b>	<b>158.101.533.881</b>	<b>(3.006.747.582)</b>



**TRANG CORPORATION**

Address: Lot A 14B, Hiep Phuoc Industrial Park, Long Thoi Commune, Nha Be District, Ho Chi Minh City, Vietnam  
Quarter II, 2025  
Financial Statements

Fluctuations in allowances for inventories are as follows:

	<b>Quarter II, 2025</b>	<b>Quarter II, 2024</b>
Beginning balance	<b>2.986.457.534</b>	<b>2.923.528.114</b>
Reversal of allowance	<b>(1.562.860.061)</b>	<b>(1.433.262.401)</b>
<b>Ending balance</b>	<b>1.423.597.473</b>	<b>1.490.265.713</b>

All inventories have been mortgaged to secure the Corporation's loans from VietinBank – Branch 6, ACB – Ho Chi Minh City Branch, MBBank – Dong Ho Chi Minh Branch, BPCE IOM – Ho Chi Minh City Branch and Vietcombank – Ho Chi Minh City Branch (see Note No. V.19a).

**7. Prepaid expenses****7a. Short-term prepaid expenses**

	<b>Ending balance</b>	<b>Beginning balance</b>
Expenses of tools	682.279.995	289.680.445
Other short-term prepaid expenses	3.473.906.270	2.577.179.031
<b>Total</b>	<b>4.156.186.265</b>	<b>2.866.859.476</b>

**7b. Long-term prepaid expenses**

	<b>Ending balance</b>	<b>Beginning balance</b>
Land rental	2.933.684.434	3.056.729.650
Expenses of tools	1.096.380.799	448.487.762
Other long-term prepaid expenses	2.937.646.910	2.214.250.395
<b>Total</b>	<b>6.967.712.143</b>	<b>5.719.467.807</b>

All right to use the leased land has been mortgaged to secure the loan from ACB – Ho Chi Minh City Branch (see Note No. V.19a).

**8. Receivables for long-term loans**

This item reflects the loan given to Dary Foods Company Limited (a related party) at the interest rate of 8%/year. The loan term to 31 Dec 2027.

**9. Tangible fixed assets**

	<b>Buildings and structures</b>	<b>Machinery and equipment</b>	<b>Vehicles</b>	<b>Office equipment</b>	<b>Total</b>
<b>Historical costs</b>					
Beginning balance	16.421.079.769	64.130.002.614	12.331.066.937	1.892.997.737	94.775.147.057
Acquisition during the period	-	233.600.000	-	-	233.600.000
Increase in acquisition cost of fixed assets	122.945.000	1.867.064.000	-	50.000.000	2.040.009.000
Liquidation, disposal	-	(978.434.533)	-	-	(978.434.533)
<b>Ending balance</b>	<b>16.544.024.769</b>	<b>65.252.232.081</b>	<b>12.331.066.937</b>	<b>1.942.997.737</b>	<b>96.070.321.524</b>
<i>In which:</i>					
Assets fully depreciated but still in use	2.821.028.696	31.251.403.089	1.859.878.985	1.422.457.919	40.652.514.795
Assets waiting for liquidation	-	-	-	-	-
<b>Depreciation</b>					
Beginning balance	11.125.996.356	52.164.152.547	3.568.075.079	1.623.826.947	68.482.050.925
Depreciation during the period	341.382.224	1.413.858.664	577.289.578	38.795.937	2.371.326.403
Liquidation, disposal	-	(935.386.986)	-	-	(935.386.986)



**TRANG CORPORATION**

Address: Lot A 14B, Hiep Phuoc Industrial Park, Long Thoi Commune, Nha Be District, Ho Chi Minh City, Vietnam  
Quarter II, 2025  
Financial Statements

	Buildings and structures	Machinery and equipment	Vehicles	Office equipment	Total
Ending balance	<u>11.467.378.580</u>	<u>52.642.624.221</u>	<u>4.145.364.657</u>	<u>1.662.622.884</u>	<u>69.917.990.342</u>
Net book values					
Beginning balance	<u>5.295.083.413</u>	<u>11.965.850.067</u>	<u>8.762.991.858</u>	<u>269.170.790</u>	<u>26.293.096.132</u>
Ending balance	<u>5.076.646.189</u>	<u>12.609.607.860</u>	<u>8.185.702.280</u>	<u>280.374.853</u>	<u>26.152.331.182</u>

Some tangible fixed assets, of which the net book values are VND 577.322.934 have been mortgaged to secure the Corporation's loans from VietinBank – Branch 6 .

**10. Financial leased assets**

Financial leased assets are machinery and equipment. Details are as follows:

	Historical costs	Accumulated depreciation	Net book values
Beginning balance	11.872.194.798	2.028.444.524	9.843.750.274
Financial leases during the period	815.210.000	-	-
Depreciation during the period	-	455.089.499	-
Ending balance	<u>12.687.404.798</u>	<u>2.483.534.023</u>	<u>10.203.870.775</u>

**11. Intangible fixed assets**

Intangible fixed asset is computer software. Details are as follows:

	Initial costs	Accumulated amortization	Net book values
Beginning balance	675.970.800	422.703.347	253.267.453
Acquisition during the period	-	-	-
Amortization during the period	-	27.901.704	-
Ending balance	<u>675.970.800</u>	<u>450.605.051</u>	<u>225.365.749</u>
<i>In which:</i>			
Assets fully amortized but still in use	366.030.800	-	-
Assets temporarily not in use	-	-	-
Assets waiting for liquidation	-	-	-

**12. Construction-in-progress**

	Beginning balance	Arising during the period	Ending balance
		Increase	Reduce
Factory and office renovation	-	2.348.345.529	(983.085.204)
Upgrade and improve machinery	-	2.339.936.646	(2.119.936.646)
Total	-	<u>4.688.282.175</u>	<u>(3.103.021.850)</u>

**13. Short-term trade payables**

	Ending balance	Beginning balance
<i>Payables to related party</i>	<u>18.009.223.146</u>	<u>13.674.976.017</u>
Dary Foods Company Limited	18.009.223.146	13.674.976.017
<i>Payables to other suppliers</i>	<u>134.814.642.942</u>	<u>97.460.856.231</u>

**TRANG CORPORATION**

Address: Lot A 14B, Hiep Phuoc Industrial Park, Long Thoi Commune, Nha Be District, Ho Chi Minh City, Vietnam  
Quarter II, 2025  
Financial Statements

	<u>Ending balance</u>	<u>Beginning balance</u>
Khanh Hai Trading Service Company Limited	26.028.831.900	3.740.547.400
Classier Enterprises Pty Ltd	17.196.087.093	22.848.208.066
Other suppliers	91.589.723.949	65.144.051.165
<b>Total</b>	<b><u>152.823.866.088</u></b>	<b><u>111.135.832.248</u></b>

The Corporation has no overdue trade payables.

**14. Short-term advances from customers**

	<u>Ending balance</u>	<u>Beginning balance</u>
Gray Mackenzie Retail Lebanon S.A.L	320.996.933	315.728.196
Thong Thuan Co.ltd	225.228.223	-
<b>Total</b>	<b><u>546.225.156</u></b>	<b><u>315.728.196</u></b>

**15. Taxes and other obligations to the State Budget**

	<u>Beginning balance</u>	<u>Amount payable during the period</u>	<u>Amount paid during the period</u>	<u>Ending balance</u>
VAT on local sales	-	231.086.912	(231.086.912)	-
VAT on imports	-	3.008.016	(3.008.016)	-
Export-import duties	-	5.013.360	(5.013.360)	-
Corporate income tax	14.122.357.943	9.761.585.348	(16.655.864.907)	7.228.078.384
Personal income tax	73.210.884	1.331.030.663	(1.306.682.926)	97.558.621
Withholding tax	-	2.150.374.518	(2.150.374.518)	-
Other taxes	-	5.080.000	(5.080.000)	-
<b>Total</b>	<b><u>14.195.568.827</u></b>	<b><u>13.487.178.817</u></b>	<b><u>(20.357.110.639)</u></b>	<b><u>7.325.637.005</u></b>

***Value added tax (VAT)***

The company has paid VAT in accordance with the deduction method. The tax rates applied to exports and local sales are 0% and 10% respectively.

From 01 January 2025 to 30 June 2025, the VAT rate applied to some goods and services is 8% according to the Government's Decree No. 180/2024/NĐ-CP dated 31 December 2024 specifying VAT reduction policy under the Resolution No. 174/2024/QH15 dated 30 November 2024 of the National Assembly.

***Export-import duties***

The company has declared and paid these duties in line with the Customs' notices.

***Corporate income tax***

According to the Decree No. 12/2015/NĐ-CP dated 12 February 2015 of the Government and the Circular No. 96/2015/TT-BTC dated 22 June 2015 of the Ministry of Finance, the Group companies are applied corporate income tax rate of 15% for income from seafood processing.

Income from other activities is subject to the corporate income tax at the rate of 20%.



**TRANG CORPORATION**

Address: Lot A 14B, Hiep Phuoc Industrial Park, Long Thoi Commune, Nha Be District, Ho Chi Minh City, Vietnam  
Quarter II, 2025  
Financial Statements

Determination of corporate income tax liability of the Group companies is based on currently applicable regulations on tax. Nonetheless, these tax regulations may change from time to time and tax regulations applicable to variety of transactions can be interpreted differently. Hence, the tax amounts presented in the Consolidated Financial Statements can be changed upon the inspection of tax authorities.

**Other taxes**

The company has declared and paid these taxes in line with the prevailing regulations.

**16. Payables to employees**

This item reflects salary to be paid to employees.

**17. Short-term accrued expenses**

	<u>Ending balance</u>	<u>Beginning balance</u>
Sales commissions payable	1.134.230.945	-
Costs of labor service provision	3.009.571.816	1.682.684.994
Other short-term accrued expenses	1.764.098.711	3.034.575.978
<b>Total</b>	<b>5.907.901.472</b>	<b>4.717.260.972</b>

**18. Other short-term payables**

	<u>Ending balance</u>	<u>Beginning balance</u>
<i>Payables to related party</i>	<i>191.613.698</i>	<i>130.189.040</i>
Board Members – Loan interest payable	191.613.698	130.189.040
<i>Payables to other organizations and individuals</i>	<i>9.817.678.114</i>	<i>394.572.569</i>
Social insurance premiums, health insurance premiums, unemployment insurance premiums, Trade Union's expenditure	537.862.720	317.445.450
Other short-term payables	9.279.815.394	77.127.119
<b>Total</b>	<b>10.009.291.812</b>	<b>524.761.609</b>

The Corporation has no other overdue payables.

**19. Borrowings and financial leases****19a. Short-term borrowings and financial leases**

	<u>Ending balance</u>	<u>Beginning balance</u>
Short-term loans from banks	<b>301.157.664.791</b>	<b>352.285.074.469</b>
<i>Loan from MBBank – Dong Ho Chi Minh Branch <sup>(i)</sup></i>	<i>26.535.358.703</i>	<i>54.256.143.195</i>
<i>Loan from ACB – Ho Chi Minh City Branch <sup>(ii)</sup></i>	<i>74.095.547.494</i>	<i>94.395.614.400</i>
<i>Loan from VietinBank - Branch 6 <sup>(iii)</sup></i>	<i>45.158.283.808</i>	<i>64.365.651.855</i>
<i>Loan from HongLeong Bank Vietnam Limited <sup>(iv)</sup></i>	<i>52.251.540.965</i>	<i>49.981.499.591</i>
<i>Loan from Vietcombank - Ho Chi Minh City Branch <sup>(v)</sup></i>	<i>28.173.827.186</i>	<i>33.690.675.396</i>
<i>Loan from BPCE IOM - Ho Chi Minh City Branch <sup>(vi)</sup></i>	<i>30.386.979.686</i>	<i>43.341.026.119</i>
<i>Loan from Standard Chartered Bank (Vietnam) Limited <sup>(vii)</sup></i>	<i>13.156.446.690</i>	<i>12.254.463.913</i>
<i>Loan from Orient Commercial Joint Stock Bank <sup>(viii)</sup></i>	<i>31.399.680.259</i>	-
Current portions of financial leases (see Note No.	<b>2.240.804.076</b>	<b>2.080.078.076</b>

**TRANG CORPORATION**

Address: Lot A 14B, Hiep Phuoc Industrial Park, Long Thoi Commune, Nha Be District, Ho Chi Minh City, Vietnam  
Quarter II, 2025  
Financial Statements

	<u>Ending balance</u>	<u>Beginning balance</u>
V.19b)		
<i>Chailease International Leasing Company Limited</i>	892.704.526	836.544.526
<i>Vietcombank Financial Leasing Co., Ltd. – Ho Chi Minh City Branch</i>	1.348.099.550	1.243.533.550
<b>Total</b>	<b>303.398.468.867</b>	<b>354.365.152.545</b>

- (i) The loan from MBBank – Dong Ho Chi Minh Branch is to supplement the working capital at the interest rate applied to each loan acknowledgement. The maximum loan term is 6 months. This loan is secured by mortgaging term deposit account and inventories
- (ii) The loan from ACB – Ho Chi Minh City Branch is to supplement the working capital and issue guarantee of all types at the interest rate applied to each loan acknowledgement. The maximum loan term is 6 months. This loan is secured by mortgaging all of the Corporation's properties of land lot No. 242, map No. 20, lot A14b, Hiep Phuoc Industrial Park, Long Thoi Commune, Nha Be District, Ho Chi Minh City and mortgaging the Corporation's inventories
- (iii) The loan from VietinBank - Branch 6 is to supplement the working capital at the interest rate applied to each loan acknowledgement. The maximum loan term is 6 months. This loan is secured by mortgaging term deposit account, inventories, tangible fixed assets and a part of the Corporation's rights incurred from contract on exports to Toyota Tsusho Foods Corporation and Trang UK Limited .
- (iv)-(v) The loans from HongLeong Bank Vietnam Limited and Vietcombank – Ho Chi Minh City Branch are to supplement the working capital at the interest rate applied to each loan acknowledgement. The maximum loan term is 6 months. These loans are secured by mortgaging term deposit account .
- (vi) The loan from BPCE IOM - Ho Chi Minh City Branch is to supplement the working capital at the interest rate applied to each loan acknowledgement. The maximum loan term is 6 months. This loan is secured by mortgaging term deposit account and inventories.
- (vii) The loan from Standard Chartered Bank (Vietnam) Limited is to supplement the working capital at the interest rate applied to each loan acknowledgement. The maximum loan term is 6 months. This loan is secured by mortgaging term deposit account .
- (viii) The loans from Orient Commercial Joint Stock Bank is to supplement the working capital at the interest rate applied to each loan acknowledgement. The maximum loan term is 6 months. This loan is secured by mortgaging the biological production property rights from the land lease No. 02/HDTĐ/HIPC.15 dated March 18, 2015 between Dary Food Company Limited and Hiep Phuoc Industrial Park Joint Stock Company and the production rights arising from the exploitation of construction works at Lot D4, Road N1, Hiep Phuoc Industrial Park, Hiep Phuoc Commune, Nha Be District, Ho Chi Minh City, Vietnam.

The Corporation is solvent over short-term loans and financial leases.

Details of increases/(decreases) of short-term loans and financial leases during the period are as follows:



**TRANG CORPORATION**

Address: Lot A 14B, Hiep Phuoc Industrial Park, Long Thoi Commune, Nha Be District, Ho Chi Minh City, Vietnam  
Quarter II, 2025  
Financial Statements

	<u>Beginning balance</u>	<u>Arising during the period</u>		<u>Ending balance</u>
		<u>Increase</u>	<u>Reduce</u>	
Short-term loans from banks	352.285.074.469	304.548.335.709	(355.675.745.387)	301.157.664.791
Current portions of financial leases	2.080.078.076	1.246.272.696	(1.085.546.696)	2.240.804.076
<b>Total</b>	<b><u>354.365.152.545</u></b>	<b><u>305.794.608.405</u></b>	<b><u>(356.761.292.083)</u></b>	<b><u>303.398.468.867</u></b>

**19b. Long-term borrowings and financial leases**

	<u>Ending balance</u>	<u>Beginning balance</u>
<i>Long-term borrowings payable to related party</i>	<i>7.200.000.000</i>	<i>8.200.000.000</i>
Loan from Ms. Nguyen Minh Nguyet <sup>(i)</sup>	7.200.000.000	8.200.000.000
<i>Long-term borrowings and financial leases payable to other organizations</i>	<i>1.930.367.155</i>	<i>2.533.735.851</i>
Vietcombank Financial Leasing Co., Ltd. – Ho Chi Minh City Branch <sup>(ii)</sup>	326.380.563	651.877.001
Chailease International Leasing Company Limited <sup>(iii)</sup>	1.603.986.592	1.881.858.860
<b>Total</b>	<b><u>9.130.367.155</u></b>	<b><u>10.733.735.851</u></b>

- (i) The loan from Ms. Nguyen Minh Nguyet is to supplement the working capital at the interest rate of 10%/year. The loan term is 36 months.
- (ii) The Corporation's financial leases from Vietcombank Financial Leasing Co., Ltd. – Ho Chi Minh City Branch under the following Financial Lease Contracts.
- (iii) The Corporation's financial leases from Chailease International Leasing Company Limited under the following Financial Lease Contracts.

The Corporation is solvent over long-term loans and financial leases.

Repayment schedule of long-term loans and financial leases is as follows:

	<u>Total debts</u>	<u>1 year or less</u>	<u>More than 1 year to 5 years</u>
<b>Ending balance</b>			
Long-term loans from individuals	7.200.000.000	-	7.200.000.000
Financial leases	4.171.171.231	2.240.804.076	1.930.367.155
<b>Total</b>	<b><u>11.371.171.231</u></b>	<b><u>2.240.804.076</u></b>	<b><u>9.130.367.155</u></b>
<b>Beginning balance</b>			
Long-term loans from banks	8.200.000.000	-	8.200.000.000
Financial leases	4.613.813.925	2.080.078.074	2.533.735.851
<b>Total</b>	<b><u>12.813.813.927</u></b>	<b><u>2.080.078.074</u></b>	<b><u>10.733.735.851</u></b>

**TRANG CORPORATION**

Address: Lot A 14B, Hiep Phuoc Industrial Park, Long Thoi Commune, Nha Be District, Ho Chi Minh City, Vietnam  
 Quarter II, 2025  
 Financial Statements

Details of increases/(decreases) of long-term loans and financial leases are as follows:

	<u>Beginning balance</u>	<u>Arising during the period</u>		<u>Ending balance</u>
		<u>Increase</u>	<u>Reduce</u>	
Long-term loans from individuals	8.200.000.000	-	(1.000.000.000)	7.200.000.000
Long-term financial leases	2.533.735.851	805.221.200	(1.408.589.896)	1.930.367.155
<b>Total</b>	<b>10.733.735.851</b>	<b>805.221.200</b>	<b>(2.408.589.896)</b>	<b>9.130.367.155</b>

**19c. Overdue borrowings and financial leases**

The Corporation has no overdue loans and financial leases.

**20. Bonus fund**

The Corporation only has bonus fund. Details are as follows:

	<u>Current period</u>	<u>Previous period</u>
Beginning balance	2.619.038.551	1.124.048.985
Increase due to appropriation from profit	4.543.724.215	1.562.489.566
Disbursement	-	(67.500.000)
<b>Ending balance</b>	<b>7.162.762.766</b>	<b>2.619.038.551</b>

**21. Owner's equity****21a. Statement of fluctuations in owner's equity**

	<u>Capital</u>	<u>Share premiums</u>	<u>Retained earnings</u>	<u>Total</u>
Beginning balance of the previous year	168.299.940.000	17.173.652.728	68.579.531.583	254.053.124.311
Profit/(loss) in the previous period	-	-	30.868.307.507	30.868.307.507
Remuneration to the Board of Management in the previous year	-	-	(281.925.000)	(281.925.000)
Appropriation of funds	-	-	(1.562.489.566)	(1.562.489.566)
<b>Ending balance of the previous period</b>	<b>168.299.940.000</b>	<b>17.173.652.728</b>	<b>97.603.424.527</b>	<b>283.077.017.255</b>
Beginning balance of the current year	168.299.940.000	17.173.652.728	198.278.523.069	383.752.115.797
Profit in the current period	-	-	60.261.957.546	60.261.957.546
Appropriation of funds	-	-	(4.543.724.215)	(4.543.724.215)
<b>Ending balance of the current period</b>	<b>168.299.940.000</b>	<b>17.173.652.728</b>	<b>253.996.756.400</b>	<b>439.470.349.128</b>

**21b. Shares**

	<u>Ending balance</u>	<u>Beginning balance</u>
Number of shares registered to be issued	16.829.994	16.829.994
Number of shares issued	16.829.994	16.829.994
- Common shares	16.829.994	16.829.994
- Preferred shares	-	-
Number of shares repurchased	-	-



**TRANG CORPORATION**

Address: Lot A 14B, Hiep Phuoc Industrial Park, Long Thoi Commune, Nha Be District, Ho Chi Minh City, Vietnam

Quarter II, 2025

Financial Statements

	<u>Ending balance</u>	<u>Beginning balance</u>
- Common shares	-	-
- Preferred shares	-	-
Number of outstanding shares	16.829.994	16.829.994
- Common shares	16.829.994	16.829.994
- Preferred shares	-	-

Face value of outstanding shares: VND 10.000.

**22. Off-interim balance sheet items***Foreign currencies*

	<u>Ending balance</u>	<u>Beginning balance</u>
United States Dollar (USD)	3.435.903,82	6.818.234,75
Great British Pound (GBP)	108,34	108,34
Euro (EUR)	4,88	4,88

**VI. ADDITIONAL INFORMATION ON THE ITEMS OF THE INTERIM INCOME STATEMENT****1. Sales***1a. Gross sales*

	<u>Quarter 02,2025</u>	<u>Quarter 02,2024</u>
Sales of finished goods	224.936.033.487	188.062.149.093
Sales of materials	3.293.456.165	2.293.064.862
<b>Total</b>	<b>228.229.489.652</b>	<b>190.355.213.955</b>

*1b. Sales to related parties*

Apart from sales of goods and service provisions to the subsidiary and the associate presented in Note No. V.2c, the Corporation has no sales of goods and service provisions to related parties which are not subsidiaries, associates.

**2. Costs of sales**

	<u>Quarter 02,2025</u>	<u>Quarter 02,2024</u>
Costs of finished goods sold	166.684.628.301	139.274.150.402
Costs of materials sold	231.453.784	1.398.626.983
Reversal inventories	(1.562.860.061)	(1.433.262.401)
<b>Total</b>	<b>165.353.222.024</b>	<b>139.239.514.984</b>

**3. Financial income**

	<u>Quarter 02,2025</u>	<u>Quarter 02,2024</u>
Bank deposit interest	805.947.933	16.140.327
Interest on loans given	1.281.011.000	1.281.012.000
Exchange gain arising	3.894.868.894	2.005.602.786
Exchange interest due to the revaluation of monetary items in foreign currencies	140.487.586	-

**TRANG CORPORATION**

Address: Lot A 14B, Hiep Phuoc Industrial Park, Long Thoi Commune, Nha Be District, Ho Chi Minh City, Vietnam

Quarter II, 2025

Financial Statements

	<u>Quarter 02, 2025</u>	<u>Quarter 02, 2024</u>
<b>Total</b>	<b><u>6.122.315.413</u></b>	<b><u>3.302.754.113</u></b>
<b>4. Financial expenses</b>		
	<u>Quarter 02, 2025</u>	<u>Quarter 02, 2024</u>
Loan interest expenses	3.750.185.135	3.380.001.340
Exchange loss arising	240.514.968	2.068.004.231
Exchange loss due to the revaluation of monetary items in foreign currencies	-	1.536.816.250
Provision for financial investment loss	-	(1.680.473.314)
<b>Total</b>	<b><u>3.990.700.103</u></b>	<b><u>5.304.348.507</u></b>
<b>5. Selling expenses</b>		
	<u>Quarter 02, 2025</u>	<u>Quarter 02, 2024</u>
Expenses for employees	837.811.678	706.798.762
Materials, packages	621.126.852	758.802.829
Tools, supplies	-	12.220.969
Depreciation/(amortization) of fixed assets	-	5.461.386
External services rendered	3.213.435.105	3.108.565.863
Other expenses	8.800.704.262	894.441.491
<b>Total</b>	<b><u>13.473.077.897</u></b>	<b><u>5.486.291.300</u></b>
<b>6. General and administration expenses</b>		
	<u>Quarter 02, 2025</u>	<u>Quarter 02, 2024</u>
Expenses for employees	11.528.982.540	8.378.688.375
Office stationery	224.168.814	119.250.763
Depreciation/(amortization) of fixed assets	183.523.814	186.337.683
Taxes, fees and legal fees	190.115.421	174.607.729
Reserve costs	(110.000.000)	-
External services rendered	1.583.373.626	1.631.006.872
Other expenses	3.997.193.800	1.255.587.983
<b>Total</b>	<b><u>17.597.358.015</u></b>	<b><u>11.745.534.405</u></b>
<b>7. Other income</b>		
	<u>Quarter 02, 2025</u>	<u>Quarter 02, 2024</u>
Other income	7.384.521	123.907.850
<b>Total</b>	<b><u>7.384.521</u></b>	<b><u>123.907.850</u></b>
<b>8. Other expenses</b>		



**TRANG CORPORATION**

Address: Lot A 14B, Hiep Phuoc Industrial Park, Long Thoi Commune, Nha Be District, Ho Chi Minh City, Vietnam  
Quarter II, 2025  
Financial Statements

	<u>Quarter 02, 2025</u>	<u>Quarter 02, 2024</u>
Other expenses	13.146.582	32.785.45
Taxes to be recovered	4.091.549.005	-
<b>Total</b>	<b><u>4.104.695.587</u></b>	<b><u>32.333.483</u></b>

**9. Earnings per share**

Information on the earnings per share is presented in the Consolidated Interim Financial Statements.

**10. Operating costs**

	<u>Quarter 02, 2025</u>	<u>Quarter 02, 2024</u>
Materials and supplies	368.269.868.326	213.937.241.850
Labor costs	44.062.208.594	38.237.605.489
Depreciation/(amortization) of fixed assets	1.606.288.919	1.116.275.259
External services rendered	14.342.458.352	13.106.221.994
Other expenses	12.880.536.271	1.097.484.658
<b>Total</b>	<b><u>439.161.360.462</u></b>	<b><u>267.494.829.251</u></b>

**VII. OTHER DISCLOSURES****1. Transactions and balances with related parties**

The Corporation's related parties include the key managers, their related individuals and other related parties.

**1a. Transactions and balances with the key managers and their related individuals**

The Corporation's key managers include the Board of Management and the Executive Officers (the General Director and the Finance – Accounting Manager). The key managers' related individuals are their close family members.

*Transactions with the key managers and their related individuals*

The Corporation has no sales of goods and service provisions to the key managers and their related individuals and only has the following transactions with the Board Members:

	<u>Quarter 02, 2025</u>	<u>Quarter 02, 2024</u>
Loan interest expenses	201.698.630	204.438.355

The purchases of services from the key managers and their related individuals are done at the mutually agreed prices.

*Income of the key managers and the Control Board 513.600.000 VND (the previous year 517.804.500 VND)*

## TRANG CORPORATION

Address: Lot A 14B, Hiep Phuoc Industrial Park, Long Thoi Commune, Nha Be District, Ho Chi Minh City, Vietnam  
Quarter II, 2025  
Financial Statements

### 1b. Transactions and balances with other related parties

Other related parties of the Corporation include:

Other related parties	Relationship
Dasumy Foods Services Trading Production Company Limited	Subsidiary
Dary Foods Company Limited	Associate

#### Transactions with other related parties

Transactions with the subsidiary and the associate are presented in Note No. V.2c.

The prices of merchandises and services supplied to other related parties are mutually agreed prices. The purchases of merchandises and services from other related parties are done at the agreed prices.

#### Receivables from and payables to other related parties

Receivables from and payables to other related parties are presented in Notes No. V.3, V.5b and V.13.

The receivables from other related parties are unsecured and will be paid in cash. There are no allowances for doubtful debts made for the receivables from other related parties.

### 2. Segment information

The Corporation operates mainly in the field of processing, exporting and trading shrimp products, and the Corporation's revenue is mainly from exporting processed shrimp. By the assessment of the General Director, there are no significant differences in risks and economic benefits among business segments and geographical segments. Therefore, the Corporation does not present the Segment reporting.

### 3. Subsequent events

There are no material subsequent events which are required adjustments or disclosures in the Interim Financial Statements.

Lê Kim Dung  
Preparer

Nguyen Thi My Nhung  
Chief Accountant

Ho Chi Minh City, 29 July 2025



Truong Van Quang  
General Director