

**DAMIK GROUP JOINT STOCK COMPANY**

**REVIEWED INTERIM FINANCIAL STATEMENTS**

**For the period from 01/01/2025 to 30/06/2025**



## TABLE OF CONTENTS

<u>CONTENTS</u>	<u>PAGE</u>
REPORT OF MANAGEMENT	02-03
REPORT ON REVIEW OF INTERIM FINANCIAL STATEMENT	04-05
INTERIM BALANCE SHEET	06-07
INTERIM INCOME STATEMENT	08
INTERIM CASH FLOW STATEMENT	09-10
NOTES TO THE INTERIM FINANCIAL STATEMENTS	11-32

## REPORT OF MANAGEMENT

The Management of DamiK Group Joint Stock Company ("the Company") is pleased to present its report and the Interim Financial Statements of the Company for the period from 01 June 2025 to 30 June 2025.

### THE BOARD OF DIRECTORS, THE MANAGEMENT AND THE SUPERVISORY BOARD

The members of The Board of Directors and The Management who managed the Company during the period and at the date of this report are as follows:

#### The Board of Directors

Mr. Dang Duc Minh	Chairman
Mr. Vu Manh Hung	Member
Mr. Le Quy Son	Member
Mr. Nguyen Manh Trung	Member
Mr. Nguyen Van Hai	Member

#### The Management

Mr. Le Quy Son	General Director	
Mr. Bui Van Tuan	Deputy General Director	Resigned on 13 June 2025
	Production Director	Appointed on 13 June 2025
Mr. Nguyen Van Hai	Investment Project Director	Appointed on 13 June 2025

#### The Supervisory Board

Mrs. Pham Thanh Nhan	Head of the Supervisory Board
Mrs. Nguyen Thi Huyen	Member
Mrs. Pham Thi Thu Ha	Member

#### AUDITOR

Vietnam Auditing and Valuation Company Limited - Hanoi Branch reviewed the interim financial statements of the Company.

### THE MANAGEMENT' RESPONSIBILITY IN RESPECT OF THE INTERIM FINANCIAL STATEMENT

The Management is responsible for preparing the interim financial statements, which give a true and fair view of the interim financial position of the Company, the interim results of its operation and interim cash flows in accordance with Vietnamese Accounting Standards, Vietnamese Enterprise Accounting System and the statutory requirements relevant to the preparation and presentation of financial statements. In preparing these financial statements, the Management is required to:

- Select suitable accounting policies and apply them consistently;
- Make judgments and estimates that are reasonable and prudent;
- State whether applicable accounting standards have been followed, subject to any material departures disclosed and explained in the interim financial statements;
- Prepare the interim financial statements on going concern basis unless it is inappropriate to assume that the Company will continue its business; and
- Design and implement an effective internal control system for the purpose of properly preparing and presenting the interim financial statements so as to minimize errors and frauds.

**DAMIK GROUP JOINT STOCK COMPANY**

Lot 20, Phu Thu Industrial Zone, Nhi Chieu Ward,  
Hai Phong City, Viet Nam

---

The Management is responsible for ensuring that proper accounting records are kept which disclose, with reasonable accuracy at any time, the financial position of the Company and for ensuring that the accounting records comply with the applicable accounting system. It is also responsible for safeguarding the assets of the Company and hence taking reasonable steps for the prevention and detection of fraud and other irregularities.

The Management, confirms that the Company has complied with the above requirements in preparing these interim financial statements.

For and on behalf of the Management, *LS*



\_\_\_\_\_  
Le Quy Sơn  
General Director

*Hai Phong, 10 July 2025*



No.: 0508.01-25/BC-TC/VAE/HN

## REPORT ON REVIEW OF INTERIM FINANCIAL STATEMENTS

**To:** Shareholders, The Board of Directors and The Management  
DamiK Group Joint Stock Company

We have reviewed the interim financial statements of DamiK Group Joint Stock Company (the “Company”), prepared on 10 July 2025, as set out from page 06 to page 32 which comprise the interim balance sheet as at 30 June 2025, the interim income statement, the interim cash flows statement for the six-month period then ended and the notes thereto.

### *Management’ responsibility*

Management is responsible for the preparation and fair presentation of these interim financial statements in accordance with Vietnamese Accounting Standards, Vietnamese Enterprise Accounting System and the statutory requirements relevant to preparation and presentation of interim financial statements, and for such internal control as management determines is necessary to enable the preparation and presentation of interim financial statements that are free from material misstatement, whether due to fraud or error.

### *Auditor’s responsibility*

Our responsibility is to give a conclusion on these interim financial statements based on our review. We conducted our review in accordance with Vietnamese Standards on review engagements No. 2410 – Review of interim financial information performed by the independent auditor of the entity.

A review of interim financial information consists of making inquiries, primarily of persons responsible for financial and accounting matters, and applying analytical and other review procedures. A review is substantially less in scope than an audit conducted in accordance with Vietnamese Auditing Standards and consequently does not enable us to obtain assurance that we would become aware of all significant matters that might be identified in an audit. Accordingly, we do not express an audit opinion.

### *Conclusion*

Based on our review, nothing has come to our attention that causes us to believe that the accompanying interim financial statements do not give a true and fair view, in all material respects, of the interim financial position of the Company as at 30 June 2025, and of the interim results of its operations and its interim cash flows for the six-month period then ended in accordance with Vietnamese Accounting Standards, Vietnamese Enterprise Accounting System and the statutory requirements relevant to the preparation and presentation of interim financial statements.

*Other matter*

The Company's interim financial statements for the six-month period ended 30 June 2024 have not been reviewed.

The financial statements for the year ended 31 December 2024, which were audited by AASC Auditing Firm LLC as stated in Independent Audit Report No. 120325.002/BCTC.KT7 dated 12 March 2025 with an unqualified opinion.

**Viet Nam Auditing & Evaluation Company Limited - Ha Noi Branch**



**Nguyen Quang Trung**

**Director**

Registered Auditor No: 1938-2023-034-1

*Ha Noi, 05 August 2025*



## INTERIM BALANCE SHEET

As at 30 June 2025

FORM B 01a-DN

Currency: VND

ASSETS	Code	Note	30/06/2025 VND	01/01/2025 VND
<b>A. CURRENT ASSETS</b>	<b>100</b>		<b>88,629,722,458</b>	<b>95,927,282,910</b>
<b>I. Cash and cash equivalents</b>	<b>110</b>	<b>5</b>	<b>2,373,088,586</b>	<b>4,773,345,890</b>
1. Cash	111		2,373,088,586	4,773,345,890
<b>III. Short-term receivable</b>	<b>130</b>		<b>61,804,984,303</b>	<b>62,151,725,846</b>
1. Short-term trade receivables	131	6	59,326,678,725	55,954,299,500
2. Short-term prepayments to suppliers	132	7	2,220,984,718	5,698,905,486
3. Other short-term receivables	136	8	6,268,800,000	5,970,000,000
4. Short-term provision for doubtful debts	137		(6,011,479,140)	(5,471,479,140)
<b>IV. Inventories</b>	<b>140</b>	<b>10</b>	<b>23,421,628,751</b>	<b>28,228,182,759</b>
1. Inventories	141		23,421,628,751	28,228,182,759
<b>V. Other current assets</b>	<b>150</b>		<b>1,030,020,818</b>	<b>774,028,415</b>
1. Short-term prepaid expenses	151	14	1,030,020,818	613,741,461
2. Deductible VAT	152		-	59,404,474
3. Tax and other receivables from the State	153	16	-	100,882,480
<b>B. LONG-TERM ASSETS</b>	<b>200</b>		<b>183,786,339,813</b>	<b>195,992,482,191</b>
<b>II. Fixed assets</b>	<b>220</b>		<b>98,721,167,487</b>	<b>110,209,087,115</b>
1. Tangible fixed assets	221	12	98,558,397,794	110,209,087,115
- Costs	222		244,412,949,265	244,235,251,285
- Accumulated depreciation	223		(145,854,551,471)	(134,026,164,170)
2. Intangible fixed assets	227	13	162,769,693	-
- Costs	228		168,382,441	-
- Accumulated amortisation	229		(5,612,748)	-
<b>IV. Long-term assets in progress</b>	<b>240</b>	<b>11</b>	<b>28,911,467,651</b>	<b>26,198,629,597</b>
1. Construction in progress	242		28,911,467,651	26,198,629,597
<b>VI. Other long-term assets</b>	<b>260</b>		<b>56,153,704,675</b>	<b>59,584,765,479</b>
1. Long-term prepaid expenses	261	14	56,153,704,675	59,584,765,479
<b>TOTAL ASSETS (270=100+200)</b>	<b>270</b>		<b>272,416,062,271</b>	<b>291,919,765,101</b>


## INTERIM BALANCE SHEET (Continued)


As at 30 June 2025


FORM B 01a-DN

Currency: VND

RESOURCES	Code	Note	30/06/2025 VND	01/01/2025 VND
<b>C. LIABILITIES</b>	<b>300</b>		<b>104,763,593,976</b>	<b>123,314,199,188</b>
<b>I. Current liabilities</b>	<b>310</b>		<b>98,793,593,976</b>	<b>115,644,199,188</b>
1. Short-term trade payables	311	15	1,810,045,305	3,467,770,380
2. Short-term advances from customers	312		12,475,508	101,087,480
3. Taxes and other payables to State budget	313	16	1,428,905,975	3,349,168,940
4. Payables to employees	314		1,068,853,210	2,709,874,502
5. Short-term accrued expenses	315	17	344,202,118	270,408,227
6. Other short-term payables	319	18	185,642,550	177,895,155
7. Short-term loans and debts	320	19	93,943,469,310	105,567,994,504
<b>II. Long-term liabilities</b>	<b>330</b>		<b>5,970,000,000</b>	<b>7,670,000,000</b>
1. Long-term loans and debts	338	19	5,970,000,000	7,670,000,000
<b>D. EQUITY</b>	<b>400</b>		<b>167,652,468,295</b>	<b>168,605,565,913</b>
<b>I. Owner's equity</b>	<b>410</b>	<b>20</b>	<b>167,652,468,295</b>	<b>168,605,565,913</b>
1. Contributed capital	411		143,750,000,000	143,750,000,000
- Ordinary shares with voting rights	411a		143,750,000,000	143,750,000,000
2. Share premium	412		1,250,625,000	1,250,625,000
3. Undistributed earnings	421		22,651,843,295	23,604,940,913
- Undistributed earnings accumulated to prior year end	421a		23,604,940,913	8,140,685,346
- Undistributed earnings/(losses) of this period	421b		(953,097,618)	15,464,255,567
<b>TOTAL RESOURCES (440 = 300+ 400)</b>	<b>440</b>		<b>272,416,062,271</b>	<b>291,919,765,101</b>

  
Nguyen Thi Luyen  
Preparer

  
Hoa Kim Dung  
Chief Accountant

  
Le Quy Son  
General Director


Hai Phong, 10 July 2025





**INTERIM INCOME STATEMENT***For the period from 01/01/2025 to 30/06/2025***FORM B 02a-DN**

Currency: VND

ITEM	Code	Note	From 01/01/2025 to 30/06/2025 VND	From 01/01/2024 to 30/06/2024 VND
1. Revenue from sales of goods and rendering of services	01	22	106,906,772,634	189,687,965,621
2. Revenue deductions	02		-	-
3. Net revenue from sales of goods and rendering of services (10=01-02)	10		106,906,772,634	189,687,965,621
4. Cost of goods sold	11	23	99,193,702,193	167,215,216,333
5. Gross profit from sales of goods and rendering of services (20=10-11)	20		7,713,070,441	22,472,749,288
6. Financial income	21	24	24,711,131	22,858,215
7. Financial expenses	22	25	3,520,621,495	4,957,678,946
<i>In which: Interest expenses</i>	23		3,518,897,815	4,957,678,946
8. Selling expenses	25	26	778,494,238	1,219,517,187
9. General and administration expenses	26	27	4,371,319,839	3,406,427,188
10. Net profit from operating activities (30=20+(21-22)-(25+26))	30		(932,654,000)	12,911,984,182
11. Other income	31		6,515,543	3,795,288
12. Other expenses	32		26,959,161	19,786,891
13. Other profit (loss) (40=31-32)	40		(20,443,618)	(15,991,603)
14. Total profit before tax (50=30+40)	50		(953,097,618)	12,895,992,579
15. Current corporate income tax expenses	51	28	-	2,582,962,226
16. Deferred corporate income tax expenses	52		-	-
17. Net profit after tax (60=50-51-52)	60		(953,097,618)	10,313,030,353
18. Basic earnings per share	70	29 (66)		717

  
 Nguyen Thi Luyen  
 Preparer

  
 Hoa Kim Dung  
 Chief Accountant

  
 Le Quy Son  
 General Director

Hai Phong, 10 July 2025

**INTERIM CASH FLOW STATEMENT***For the period from 01/01/2025 to 30/06/2025**(Under indirect method)***FORM B 03a-DN**

Unit: VND

ITEM	Code	Note	From 01/01/2025	From 01/01/2024
			to 30/06/2025	to 30/06/2024
			VND	VND
<b>I. CASH FLOWS FROM OPERATING ACTIVITIES</b>				
1. Profit before tax	01		(953,097,618)	12,895,992,579
2. Adjustments for				
- Depreciation of fixed assets and investment properties	02		11,834,000,049	11,835,244,049
- Provisions	03		540,000,000	-
- Gains/losses of exchange rate differences from revaluation of accounts derived from foreign currencies	04		(12,831,744)	-
- Gains/losses from investment	05		(1,670,363)	(2,623,703)
- Interest expense	06		3,518,897,815	4,957,678,946
3. Profit from operating activities before changes in working capital	08		14,925,298,139	29,686,291,871
- Increase/decrease in receivables	09		265,828,497	(25,004,769,488)
- Increase/decrease in inventory	10		4,806,554,008	4,556,965,153
- Increase/decrease in payables (other than interest payables, corporate income tax)	11		(1,847,911,679)	7,305,757,104
- Increase/decrease in prepaid expenses	12		4,259,231,393	2,871,280,176
- Interest expenses paid	14		(3,556,838,971)	(5,153,861,023)
- Corporate income tax paid	15		(3,340,227,183)	(769,759,726)
- Other receipts from operating activities	16		-	1,170,000,000
- Other expenses on operating activities	17		(298,800,000)	-
Net cash flows from operating activities	20		15,213,134,204	14,661,904,067
<b>II. CASH FLOWS FROM INVESTING ACTIVITIES</b>				
1. Purchase, construction of fixed assets and other long-term assets	21		(4,303,368,421)	(5,543,392,293)
2. Interest and dividend received	27		1,670,363	2,623,703
Net cash flows from investing activities	30		(4,301,698,058)	(5,540,768,590)
<b>III. CASH FLOWS FROM FINANCING ACTIVITIES</b>				
1. Drawdown of borrowings	33		93,103,650,931	75,852,191,317
2. Repayment of borrowings	34		(106,428,176,125)	(96,717,347,972)
Net cash flows from financing activities	40		(13,324,525,194)	(20,865,156,655)

## INTERIM CASH FLOW STATEMENT

For the period from 01/01/2025 to 30/06/2025

(Under indirect method)

FORM B 03a-DN

Unit: VND

ITEM	Code	Note	From 01/01/2025 to 30/06/2025	From 01/01/2024 to 30/06/2024
			VND	VND
Net decrease in cash and cash equivalents	50		(2,413,089,048)	(11,744,021,178)
Cash and cash equivalents at beginning of the period	60		4,773,345,890	13,032,776,501
Impact of foreign exchange fluctuation	61		12,831,744	-
Cash and cash equivalents at the end of period	70	5	<u>2,373,088,586</u>	<u>1,288,755,323</u>

*zhu*

Nguyen Thi Luyen  
 Preparer

*Hoa Kim Dung*

Hoa Kim Dung  
 Chief Accountant



Le Quy Sơn  
 General Director

Hai Phong, 10 July 2025



## NOTES TO THE INTERIM FINANCIAL STATEMENTS

FORM B 09a-DN

*These notes are an integral part of and should be read in conjunction with the accompanying interim financial statement*

### 1 . CHARACTERISTICS OF OPERATION OF THE COMPANY

#### Form of capital ownership

DamiK Group Joint Stock Company ("the Company") was established in Vietnam under the first Business Registration Certificate No.0800462363 dated 23 October 2008, issued by Hai Duong Department of Finance and the amended Business Registration Certificates with the 19th amendment dated 05 May 2025.

The Company's head office is located at: Lot 20, Phu Thu Industrial Zone, Nhi Chieu Ward, Hai Phong City, Viet Nam.

The Company's charter capital amounts to VND 143,750,000,000, divided into 14,375,000 shares with a par value of VND 10,000 each.

The Joint Stock Company DamiK Group was officially listed on the UpCOM exchange on 22 April 2025:

Name: Damik Group Joint Stock Company;

Stock code: DKG;

Type of security: Common stock;

Par value: VND 10,000/share;

Number: 14,375,000 shares.

#### Business field

Business field of the Company is: Production of lime and dolomite.

#### Business activities

The Company's principal activities include:

- Manufacturing of lime and dolomite products;
- Other business support service activities not elsewhere classified, specifically: import and export of lime and dolomite products;
- Other specialized wholesale trade not elsewhere classified, specifically: wholesale of limestone and dolomite products

#### Characteristics of operation of enterprises in the year that affect the financial statements

The number of employees of Company as at 30 June 2025 is: 131 people (as at 31 December 2024 is: 142 people).

### 2 . ACCOUNTING PERIOD AND ACCOUNTING CURRENCY

Annual accounting period commences from 1st January and ends as at 31st December.

The interim financial statements are prepared in VND, which is also the Company's accounting currency.

## NOTES TO THE INTERIM FINANCIAL STATEMENTS

FORM B 09a-DN

*These notes are an integral part of and should be read in conjunction with the accompanying interim financial statement*

### 3 . STANDARDS AND APPLICABLE ACCOUNTING POLICIES

#### Applicable accounting policies

The Company applies the Vietnamese Accounting System for enterprises as promulgated under Circular No. 200/2014/TT-BTC dated 22 December 2014 and Circular No. 53/2016/TT-BTC dated 21 March 2016 of the Ministry of Finance, which amended and supplemented certain articles of Circular No. 200/2014/TT-BTC.

#### Declaration of compliance with accounting standards and accounting system

The Company has applied the Vietnamese Accounting Standards ("VAS") and the related implementation guidance as promulgated by the competent authorities. The financial statements have been prepared and presented in full compliance with all applicable standards, relevant guidance circulars, and the prevailing Vietnamese Accounting Standards and Enterprise Accounting System.

### 4 . SUMMARY OF SIGNIFICANT ACCOUNTING POLICIES

The significant accounting policies, which have been adopted by the Company in the preparation of these financial statements, are as follows:

#### Estimates

The preparation of financial statements in conformity with Vietnamese Accounting Standards, Vietnamese Enterprise Accounting System and the statutory requirement relevant to the financial reporting requires management to make estimates and assumptions that affect the reported amounts of assets, liabilities and disclosures of contingent assets and liabilities at the date of the financial statements and the reported amounts of revenues and expenses during the accounting period. Although these accounting estimates are based on the management's best knowledge, actual results may differ from those estimates.

#### Foreign currency transactions

The foreign currency transactions during the accounting period are converted into Vietnam dong with the real exchange rate at the transaction date. Real exchange rates are determined as the following principles:

- When recording receivables: are exchange rates of purchase of commercial banks where Company assigned customers to make payment at the time of incurred transactions;
- When recording liabilities: are exchange rates of purchase of commercial banks where Company expects to conduct transactions at the time of incurred transactions;
- When purchases of assets or expenses paid immediately in foreign currency: are the rate of purchase of commercial banks where Company makes payments.

Real exchange rate upon re-determining accounts derived from foreign currencies at the date of the interim financial statements is determined on the following principles:

- For accounts classified as asset: applies exchange rates of purchase of commercial banks where Company regularly conducts transaction;
- For foreign currency deposited in bank: applies exchange rate of purchase of the bank where Company opens foreign currency accounts;
- For accounts classified as liabilities: applies exchange rates of selling foreign currency of commercial banks where Company regularly conducts transaction.

All sums of real exchange rates for foreign currency transactions in the period and real exchange rate upon re-determining accounts derived from foreign currencies at the end of the period are recorded immediately to results of business operations in accounting period.



**NOTES TO THE INTERIM FINANCIAL STATEMENTS****FORM B 09a-DN***These notes are an integral part of and should be read in conjunction with the accompanying interim financial statement***Cash and cash equivalents**

Cash and cash equivalents comprise cash on hand, cash in banks and short-term, highly liquid investments that are readily convertible to known amounts of cash and which are subject to an insignificant risk of changes in value.

**Receivables**

Receivables represent the amounts recoverable from customers or other debtors, net of provision for doubtful debts.

The provision for doubtful debts is made for receivables that are overdue under an economic contract, a loan agreement, a contractual commitment or a promissory note and for receivables that doubtful of being recovered. Accordingly, the provisions for overdue debts shall be based on the due date stipulated in the initial sale contract, exclusive of the debt rescheduling between contracting parties and the case where the debts are not due but the debtor is in bankruptcy, in dissolution, or missing and making fleeing.

**Inventories**

Inventories are stated at the lower of cost and net realisable value. Cost comprises direct materials and where applicable, direct labour costs and those overheads that have been incurred in bringing the inventories to their present location and condition. Cost is calculated using the weighted average method. Net realisable value represents the estimated selling price less all estimated costs to completion and costs to be incurred in marketing, selling and distribution.

The cost of inventory is calculated by weighted average method.

Inventory is recorded by perpetual method.

Method for valuation of work in process at the end of the period:

- Work in progress is obtained based on main material cost for each unfinished products. product.

**Tangible fixed assets and depreciation**

Tangible fixed assets are stated at cost less accumulated depreciation.

The costs of purchased tangible fixed assets comprise their purchase prices and any directly attributable costs of bringing the assets to their working condition and location for their intended use.

The costs of self-constructed or manufactured assets are the actual construction or manufacturing cost plus installation and test running costs.



**NOTES TO THE INTERIM FINANCIAL STATEMENTS****FORM B 09a-DN***These notes are an integral part of and should be read in conjunction with the accompanying interim financial statement*

Tangible fixed assets are depreciated using the straight-line method over the estimated useful life of assets as follows:

- Buildings and structures	05 - 30 years
- Machinery and equipment	05 - 10 years
- Vehicles and transmission equipment	06 - 10 years
- Office equipment and tools	03 - 05 years
- Other fixed assets	03 - 05 years

**Construction in progress**

Properties in the course of construction for production, rental or administrative purposes, or for other purposes, are carried at cost. Cost includes professional fees, and for qualifying assets, borrowing costs dealt with in accordance with the Company's accounting policy. Depreciation of these assets, on the same basis as other assets, commences when the assets are ready for their intended use.

**Prepaid expenses**

Prepaid expenses are expenses which have already been paid but relate to results of operations of multiple accounting periods, including land rentals, establishment costs and other types of long-term prepayments.

Land rentals represent rentals that have been paid in advance. Prepaid land rentals are charged to the income statement using the straight-line method over the lease term.

**Payables**

The payables shall be kept records in details according to period payables, entities payables, types of currency payable and other factors according to requirements for management of the Company.

**Loans and finance lease liabilities**

The value of finance lease liabilities is the total payable amount calculated on the present value of minimum lease payments or the fair value of leased assets.

Loans and finance lease liabilities shall be kept records in details according to entities loans, loan agreement and loans and finance lease liabilities term. In case of loans or liabilities in foreign currency shall be kept records in detail the currency.

**Borrowing costs**

Borrowing costs are recognized into operating costs in the period, except for which directly attributable to the construction or production of unfinished asset included (capitalized) in the cost of that asset, when gather sufficient conditions as regulated in VAS No. 16 "Borrowing costs". Beside, regarding loans serving the construction of fixed assets, investment properties, and the interests shall be capitalized even if the construction duration is under 12 months.

**NOTES TO THE INTERIM FINANCIAL STATEMENTS****FORM B 09a-DN***These notes are an integral part of and should be read in conjunction with the accompanying interim financial statement***Accrued expenses**

Payables to goods or services received from the seller or provided for the seller during a reporting period, but payments of such goods or services have not been made and other payables such as annual leave salary, expenses in seasonal cessation of production period, interest expenses... which are recorded to operating expenses of the reporting period.

The recording of accrued expenses to operating expenses during a period shall be carried out in conformity with revenues and expenses incurring during the period. Accrued expenses payable are settled with actual expenses incurred. The difference between accrualment and actual expenses are reverted.

**Owner's equity**

Owner's equity is stated at actually contributed capital of owners.

Share premium shall record the difference between the par value, direct costs related to the issuing shares and issue price of shares (including the case of re-issuing stock fund) and can be a positive premium (if the issue price is higher than par value and direct costs related to the issuance of shares) or negative premium (if the issue price is lower than par value and direct costs related to the issuance of shares).

Undistributed profit after tax is used to record business results (profit, loss) after corporate income tax and situation of income distribution or loss handling of company. In case payment of dividends, profits for the owners exceeding the undistributed profit after tax shall be essentially decrease of contributed capital. Undistributed profit after tax can be distributed to investors based on capital contribution rate after approval by Board of Directors and after making appropriation to funds in accordance with the Company's Charter and Vietnamese regulatory requirements.

**Revenue*****Sales***

Revenue from the sale of goods is recognised when all five (5) following conditions are satisfied:

- The Company has transferred to the buyer the significant risks and rewards of ownership of the goods;
- The Company retains neither continuing managerial involvement to the degree usually associated with ownership nor effective control over the goods sold;
- The amount of revenue can be measured reliably;
- It is probable that the economic benefits associated with the transaction will flow to the Company;
- The costs incurred or to be incurred in respect of the transaction can be measured reliably.

***Financial income***

Revenue arising from the used by the others of entity assets yielding interest, royalties and dividends shall be recognised when:

- It is probable that the economic benefits associated with the transaction will flow to the Company;
- The amount of the income can be measured reliably;



**NOTES TO THE INTERIM FINANCIAL STATEMENTS****FORM B 09a-DN***These notes are an integral part of and should be read in conjunction with the accompanying interim financial statement***Cost of goods sold**

Cost of goods sold is recognized in accordance with revenue arising and ensure compliance with the prudence principle. Cases of loss of materials and goods exceeded the norm, abnormal expenses, and losses of inventories after deducting the responsibility of collective and individuals concerned,... are recognized fully and promptly into cost of goods sold in the year.

**Financial expenses**

Items recorded into financial expenses consist of:

- Expenses or losses relating to financial investment activities;
- Expenses of capital borrowing;
- Losses from short-term security transfer, expenses of security selling transaction;
- Provision for business security decrease, provision for losses from investment in other units, losses incurred when selling foreign currency, losses from exchange rate...

The above items are recorded by the total amount arising within the period without compensation to financial revenue.

**Taxation**

Income tax expense represents the sum of the tax currently payable and deferred tax.

The tax currently payable is based on taxable profit for the year. Taxable profit differs from net profit as reported in the income statement because it excludes items of income or expense that are taxable or deductible in other years (including loss carried forward, if any) and it further excludes items that are never taxable or deductible.

The determination of the tax currently payable is based on the current interpretation of tax regulations. However, these regulations are subject to periodic variation and their ultimate determination depends on the results of the tax authorities' examinations.

Other taxes are paid in accordance with the prevailing tax laws in Vietnam.

**Earnings per share**

Basic earnings per share are calculated by dividing net profit or loss after tax for the year attributable to ordinary shareholders of the Company (after adjusting for the bonus and welfare fund and allowance for Board of Directors) by the weighted average number of ordinary shares outstanding during the For the period from 01 January 2025 to 30 June 2025.



**NOTES TO THE INTERIM FINANCIAL STATEMENTS****FORM B 09a-DN***These notes are an integral part of and should be read in conjunction with the accompanying interim financial statement***Related Parties**

The parties are regarded as related parties if that party has the ability to control or significantly influence the other party in making decisions about the financial policies and activities. The Company's related parties include:

- Companies, directly or indirectly through one or more intermediaries, having control over the Company or being under the control of the Company, or being under common control with the Company, including the Company's parent, subsidiaries and affiliated companies;
- Individuals, directly or indirectly, holding voting power of the Company that have a significant influence on the Company, key management personnel including directors and employees of the Company, the close family members of these individuals;
- Enterprises due to the above-mentioned individuals directly or indirectly hold an important part of the voting rights or have significant influence on the Company.

In considering the relationship of related parties to serve for the preparation and presentation of interim financial statements, the Company should consider the nature of the relationship rather than the legal form of the relationship.

**5 . CASH AND CASH EQUIVALENTS**

	30/06/2025	01/01/2025
	VND	VND
Cash on hand	1,195,381,530	3,934,271,074
Cash in bank	1,177,707,056	839,074,816
	<u>2,373,088,586</u>	<u>4,773,345,890</u>

**6 . SHORT-TERM TRADE RECEIVABLES**

	30/06/2025		01/01/2025
	Amount	Provision	Amount
	VND	VND	VND
Receivables from sale of merchandises and finished goods	59,326,678,725	(699,899,140)	55,954,299,500
	<u>59,326,678,725</u>	<u>(699,899,140)</u>	<u>55,954,299,500</u>

	30/06/2025	01/01/2025
	VND	VND
<b>In which:</b>		
Trade receivables	58,168,651,965	55,036,086,740
Trade receivables from related parties (Notes: No. 32.)	1,158,026,760	918,212,760
	<u>59,326,678,725</u>	<u>55,954,299,500</u>

Other short-term trade receivables exceeding 10% of total short-term trade receivables:

	30/06/2025		01/01/2025
	Amount	Provision	Amount
	VND	VND	VND
DLH Global Joint Stock Company	49,507,675,332	-	44,434,590,316
	<u>49,507,675,332</u>	<u>-</u>	<u>44,434,590,316</u>

**NOTES TO THE INTERIM FINANCIAL STATEMENTS****FORM B 09a-DN***These notes are an integral part of and should be read in conjunction with the accompanying interim financial statement***7 . SHORT-TERM PREPAYMENTS TO SUPPLIERS**

	30/06/2025		01/01/2025	
	Amount	Provision	Amount	Provision
	VND	VND	VND	VND
Bui Duc Production and Trading Single-member Limited Company	-	-	2,602,353,400	-
Victory Viet Nam Investment Limited Company	811,580,000	(811,580,000)	811,580,000	(811,580,000)
Others	1,409,404,718	-	2,284,972,086	-
	<b>2,220,984,718</b>	<b>(811,580,000)</b>	<b>5,698,905,486</b>	<b>(811,580,000)</b>

**8 . OTHER SHORT-TERM RECEIVABLES**

	30/06/2025		01/01/2025	
	Amount	Provision	Amount	Provision
	VND	VND	VND	VND
Collateral and deposits <sup>(1)</sup>	1,768,800,000	-	1,470,000,000	-
Trade Receivables from Hai Phong Additives Limited Company <sup>(2)</sup>	4,500,000,000	(4,500,000,000)	4,500,000,000	(4,500,000,000)
	<b>6,268,800,000</b>	<b>(4,500,000,000)</b>	<b>5,970,000,000</b>	<b>(4,500,000,000)</b>

(1) Include:

The deposit for implementation of the DLH Industrial Lime Plant Project was paid by the Company to the People's Committee of Hai Duong Province in accordance with Investment Project Implementation Guarantee Agreement No. 29 dated 01 April 2023, with a total amount of VND 1,470,000,000.

The deposit for implementation of the Inland Waterway Port Project was paid by the Company to the People's Committee of Hai Duong Province under Investment Project Implementation Guarantee Agreement No. 3464/KQ dated 27 May 2025, with a total amount of VND 298,800,000.

- (2) The receivable relates to the Company's business cooperation with Hai Phong Additives Company Limited in preparation for the signing and implementation of a joint venture agreement for stone mining activities at Thum Thum Mountain, Minh Duc Town, Thuy Nguyen District, Hai Phong City (currently Bach Dang Ward, Hai Phong City). In 2019 and 2020, the Company, on behalf of Hai Phong Additives Company Limited, paid an amount of VND 3,647,714,000 to the State Budget under Deposit Agreement No. 01/2020/HDDC dated 19 December 2020. However, by the end of 2021, both parties agreed not to proceed with the cooperation, and Hai Phong Additives Company Limited is responsible for reimbursing the full amount to the Company. As at 30 June 2025, the Company and Hai Phong Additives Company Limited are still in the process of negotiating the settlement and termination of the cooperation.



**NOTES TO THE INTERIM FINANCIAL STATEMENTS**

FORM B 09a-DN

*These notes are an integral part of and should be read in conjunction with the accompanying interim financial statement***9 . BAD DEBTS**

	30/06/2025		01/01/2025	
	Original cost	Recoverable value	Original cost	Recoverable value
	VND	VND	VND	VND
<b>Trade receivables</b>				
Kim Nam Hightech Materials Joint Stock Company	159,899,140	-	159,899,140	-
Anh Linh Services And Trading Company Limited	1,800,000,000	1,260,000,000	-	-
<b>Prepayment to suppliers</b>				
Victory Viet Nam Investment Limited Company	811,580,000	-	811,580,000	-
<b>Other receivables</b>				
Hai Phong Addictives Limited	4,500,000,000	-	4,500,000,000	-
	<u>7,271,479,140</u>	<u>1,260,000,000</u>	<u>5,471,479,140</u>	<u>-</u>

**10 . INVENTORIES**

	30/06/2025		01/01/2025	
	Original cost	Provision	Original cost	Provision
	VND	VND	VND	VND
Goods in transit	598,013,942	-	-	-
supplies	10,933,261,746	-	15,221,429,871	-
Tools and Equipments	414,370,111	-	428,437,915	-
Work in process	2,093,237,256	-	2,159,012,377	-
Finished goods	9,382,745,696	-	10,419,302,596	-
	<u>23,421,628,751</u>	<u>-</u>	<u>28,228,182,759</u>	<u>-</u>

**11 . LONG-TERM ASSETS IN PROGRESS**

	30/06/2025	01/01/2025
	VND	VND
<b>Construction in progress</b>	<b>28,654,179,651</b>	<b>24,954,179,651</b>
DLH Industrial Lime Plant Project <sup>(1)</sup>	209,263,500	209,263,500
DLH Landing Stage Project <sup>(2)</sup>	28,444,916,151	24,744,916,151
<b>Fixed asset purchases</b>	<b>257,288,000</b>	<b>-</b>
Construction of fire protection system	257,288,000	-
<b>Major repairs of fixed assets</b>	<b>-</b>	<b>1,244,449,946</b>
Fabrication of steel structures for the roofing of the cargo handling area and replacement of the furnace top sheet metal	-	1,244,449,946
	<u>28,911,467,651</u>	<u>26,198,629,597</u>

**NOTES TO THE INTERIM FINANCIAL STATEMENTS****FORM B 09a-DN***These notes are an integral part of and should be read in conjunction with the accompanying interim financial statement***(1) DLH Industrial Lime Plant Project**

- Investor: DamiK Group Joint Stock Company (Renamed from DLH Industrial Lime Joint Stock Company);
- Construction location: Lots CN4, CN6, CN20, Phu Thu Industrial Cluster, Kinh Mon, Hai Duong (Nhi Chieu ward, Hai Phong city);
- Construction purpose: Industrial Lime Factory;
- Project objective: Producing lime, industrially burnt dolomite from limestone, dolomite; processing lime lumps, burnt dolomite, other products from lime, burnt dolomite and leasing yards and factories to meet market demand;
- Investment capital source: Own capital and credit loans;
- Project scale: Project to produce lime, industrially burnt dolomite from limestone, dolomite with a scale of 320,000 tons/year; and business of processing lime, burnt dolomite, and other products from lime, burnt dolomite with a scale of 120,000 tons/year through cooperation, economic, and processing contracts with other production units; factory and yard rental;
- Land use area: 37,942 m2 (including land lots CN4, CN6 with an area of 21,445 m2; land lot CN20 with an area of 16,497 m2 and internal road area); Land use form: Land lease with annual payment for the entire land area for project implementation;
- Project status as at June 30, 2025:
  - + Phase 1: Completion of construction items and installation of machinery and equipment of lime production lines from February 2017 to October 2021 on land lot CN20 - Land plot No. 240, cadastral map sheet No. 35, area 16,497 m2.
  - + Phase 2: Complete site clearance procedures and issue Land Use Rights Certificates on land lots CN4, CN6 with an area of 21,445 m2. The Company is carrying out procedures to apply for a construction permit for the project expansion to serve as a product processing area and adjust the implementation progress on the Investment Policy.

**(2) DLH Landing Stage Project**

- Investor: DamiK Group Joint Stock Company (Renamed from DLH Industrial Lime Joint Stock Company);
- Construction location: Outside the Han Mau River dike (K0+900 to K1+166.5), Phu Thu ward, Kinh Mon, Hai Duong (Nhi Chieu ward, Hai Phong city);
- Project objective: Investing in the construction of an inland waterway wharf to serve the loading and unloading and gathering of goods of projects in Phu Thu Industrial Park and neighboring areas.
- Project scale: 800,000 tons/year;
- Investment capital source: Own capital and credit loans;
- Estimated total investment: 19,920 million VND;
- Project operation period: Until April 27, 2059;
- Land area in use: 21,532 m2. In which, the land area to be leased is 6,888.0 m2 and the land area in the airspace: 14,644 m2; Land use form: From 2025, land lease with annual payment for the entire land area for project implementation;
- Project implementation progress: Complete construction and put the project into operation before June 30, 2026.
- Project status as of June 30, 2025:
  - + Phase 1: Complete site clearance, complete construction investment on an area of 14,101.6 m2 and put into operation from December 2021.
  - + Phase 2: Complete the procedures for granting Land Use Rights Certificates for the remaining area, and continue with site clearance.



DAMK GROUP JOINT STOCK COMPANY

Lot 90, Phu Thu Industrial Zone, Nhi Chieu Ward,  
Hai Phong City, Viet Nam

interim financial statements  
For the period from 01/01/2025 to 30/06/2025

NOTES TO THE INTERIM FINANCIAL STATEMENTS

FORM B 09-DN

*These notes are an integral part of and should be read in conjunction with the accompanying interim financial statements*

12 . TANGIBLE FIXED ASSETS

	Buildings	Machinery, equipment	Transportation equipment	Management equipment	Others	Total
	VND	VND	VND	VND	VND	VND
<b>Original cost</b>						
As at 01/01/2025	101,952,873,158	134,857,359,555	6,558,000,572	628,668,000	238,350,000	244,235,251,285
Purchase	-	-	138,888,889	38,809,091	-	177,697,980
Others	115,000,000	(115,000,000)	-	-	-	-
As at 30/06/2025	102,067,873,158	134,742,359,555	6,696,889,461	667,477,091	238,350,000	244,412,949,265
<b>Accumulated depreciation</b>						
As at 01/01/2025	62,993,177,138	64,961,548,424	5,232,170,590	600,918,018	238,350,000	134,026,164,170
Depreciation	4,781,265,635	6,690,809,296	333,711,251	22,601,119	-	11,828,387,301
Others	(54,273,766)	54,273,766	-	-	-	-
As at 30/06/2025	67,720,169,007	71,706,631,486	5,565,881,841	623,519,137	238,350,000	145,854,551,471
<b>Net carrying amount</b>						
As at 01/01/2025	38,959,696,020	69,895,811,131	1,325,829,982	27,749,982	-	110,209,087,115
As at 30/06/2025	34,347,704,151	63,035,728,069	1,131,007,620	43,957,954	-	98,558,397,794
<i>In which:</i>						
- Ending net book value of tangible fixed assets pledged as loan securities			98,393,542,573	VND		
- Cost of fully depreciated tangible fixed assets but still in use			18,507,055,503	VND		

## NOTES TO THE INTERIM FINANCIAL STATEMENTS

FORM B 09a-DN

*These notes are an integral part of and should be read in conjunction with the accompanying interim financial statement*

### 13 . INTANGIBLE FIXED ASSETS

	Others VND	Total VND
<b>Original cost</b>		
As at 01/01/2025	-	-
Purchase	168,382,441	168,382,441
<b>As at 30/06/2025</b>	<b>168,382,441</b>	<b>168,382,441</b>
<b>Accumulated amortization</b>		
As at 01/01/2025	-	-
Amortization	5,612,748	5,612,748
<b>As at 30/06/2025</b>	<b>5,612,748</b>	<b>5,612,748</b>
<b>Net carrying amount</b>		
As at 01/01/2025	-	-
<b>As at 30/06/2025</b>	<b>162,769,693</b>	<b>162,769,693</b>

### 14 . PREPAID EXPENSES

	30/06/2025 VND	01/01/2025 VND
<b>a) Short-term prepaid expenses</b>		
Dispatched tools and supplies	190,316,668	358,741,461
Insurance premiums	46,537,500	183,000,000
Land rental costs	24,000,000	72,000,000
Others	769,166,650	-
	<b>1,030,020,818</b>	<b>613,741,461</b>
<b>b) Long-term prepaid expenses</b>		
Dispatched tools and supplies	4,127,041,119	7,423,721,333
Land clearance costs for the DLH Industrial lime plant project <sup>(1)</sup>	19,848,267,096	20,138,332,709
Land rental costs of the DLH Industrial lime plant project <sup>(2)</sup>	7,723,416,750	7,723,416,750
Land clearance costs for the DLH landing stage projects <sup>(3)</sup>	20,609,863,171	20,927,698,887
Others	3,845,116,539	3,371,595,800
	<b>56,153,704,675</b>	<b>59,584,765,479</b>

(1) Detailed project information is presented in Note 11.

(2) Land rental cost from October 2030 to April 27, 2059 of the 21,445 m2 land lot of the DLH Industrial Lime Factory project determined according to Confirmation No. 7371/XN-CTHDU dated August 26, 2024 of the Hai Duong Provincial Tax Department.

(3) Land rental cost for the period from October 2030 to 27 April 2059 relating to a 21,445 m<sup>2</sup> land lot of the DLH Industrial Lime Plant Project, as determined in Confirmation No. 7371/XN-CTHDU dated 26 August 2024 issued by the Hai Duong Provincial Tax Department.

(4) Detailed project information is presented in Note 11.



**DAMIK GROUP JOINT STOCK COMPANY**

Lot 20, Phu Thu Industrial Zone, Nhi Chieu Ward,  
Hai Phong City, Viet Nam

interim financial statements  
For the period from 01/01/2025 to 30/06/2025

**NOTES TO THE INTERIM FINANCIAL STATEMENTS**

**FORM B 09-DN**

*These notes are an integral part of and should be read in conjunction with the accompanying interim financial statements*

**15 . SHORT-TERM TRADE PAYABLES**

	30/06/2025		01/01/2025	
	Outstanding balance	Amount can be paid	Outstanding balance	Amount can be paid
	VND	VND	VND	VND
Anh Linh Services & Trading Limited Company	-	-	1,744,447,840	1,744,447,840
DLH Transport Co., Ltd	549,349,400	549,349,400	144,612,000	144,612,000
Minh Hung Mineral Co.,Ltd	262,526,520	262,526,520	-	-
Others	998,169,385	998,169,385	1,578,710,540	1,578,710,540
	<b>1,810,045,305</b>	<b>1,810,045,305</b>	<b>3,467,770,380</b>	<b>3,467,770,380</b>

**16 . TAX AND PAYABLES FROM STATE BUDGET**

	Receivable at the opening period	Payable at the opening period	Payable arise in the period	Amount paid in the period	Receivable at the closing period	Payable at the closing period
	VND	VND	VND	VND	VND	VND
Value added tax	-	-	2,125,851,503	788,755,172	-	1,337,096,331
Export, import duties	-	6,515,543	54,989,140	61,504,683	-	-
Business income tax	-	3,340,227,183	-	3,340,227,183	-	-
Personal income tax	100,882,480	-	222,687,919	112,333,609	-	9,471,830
Property tax and land rental	-	2,426,214	198,842,857	118,931,257	-	82,337,814
Other taxes	-	-	4,000,000	4,000,000	-	-
	<b>100,882,480</b>	<b>3,349,168,940</b>	<b>2,606,371,419</b>	<b>4,425,751,904</b>	<b>-</b>	<b>1,428,905,975</b>

The Company's tax settlements are subject to examination by the tax authorities. Because the application of tax laws and regulations on many types of transactions is susceptible to varying interpretations, amounts reported in the financial statements could be changed at a later date upon final determination by the tax authorities.

## NOTES TO THE INTERIM FINANCIAL STATEMENTS

FORM B 09a-DN

*These notes are an integral part of and should be read in conjunction with the accompanying interim financial statement.*

### 17 . SHORT-TERM ACCRUED EXPENSES

	30/06/2025	01/01/2025
	VND	VND
Accrued interest expenses	87,048,994	124,990,150
Other accrued expenses	257,153,124	145,418,077
	<b>344,202,118</b>	<b>270,408,227</b>

### 18 . OTHER SHORT-TERM PAYABLES

	30/06/2025	01/01/2025
	VND	VND
Trade union fund	177,614,100	102,859,800
Social insurance	5,115,300	1,287,750
Health insurance	2,511,950	227,250
Unemployment insurance	401,200	101,000
Others	-	73,419,355
	<b>185,642,550</b>	<b>177,895,155</b>



DAMIK GROUP JOINT STOCK COMPANY

Lot 20, Phu Thu Industrial Zone, Nhi Chieu Ward,  
Hai Phong City, Viet Nam

interim financial statements  
For the period from 01/01/2025 to 30/06/2025

**NOTES TO THE INTERIM FINANCIAL STATEMENTS**

**FORM B 09-DN**

*These notes are an integral part of and should be read in conjunction with the accompanying interim financial statements*

**19 . LOANS AND FINANCE LEASE LIABILITIES**

	01/01/2025		During the period		30/06/2025	
	Outstanding balance	Amount can be paid	Increase	Decrease	Outstanding balance	Amount can be paid
	VND	VND	VND	VND	VND	VND
<b>a) Short-term loans and finance lease liabilities</b>						
<i>Short-term loans</i>						
Vietnam Joint Stock Commercial Bank <sup>(1)</sup>	78,167,994,504	78,167,994,504	93,103,650,931	(92,728,176,125)	78,543,469,310	78,543,469,310
<i>Current portion of long-term loans</i>						
Vietnam Joint Stock Commercial Bank	27,400,000,000	27,400,000,000	1,700,000,000	(13,700,000,000)	15,400,000,000	15,400,000,000
	<u>105,567,994,504</u>	<u>105,567,994,504</u>	<u>94,803,650,931</u>	<u>(106,428,176,125)</u>	<u>93,943,469,310</u>	<u>93,943,469,310</u>
<b>b) Long-term loans and finance lease liabilities</b>						
Vietnam Joint Stock Commercial Bank <sup>(2)</sup>	35,070,000,000	35,070,000,000	-	(13,700,000,000)	21,370,000,000	21,370,000,000
	<u>35,070,000,000</u>	<u>35,070,000,000</u>	<u>-</u>	<u>(13,700,000,000)</u>	<u>21,370,000,000</u>	<u>21,370,000,000</u>
Amounts come due within 12 months	27,400,000,000	27,400,000,000	1,700,000,000	(13,700,000,000)	15,400,000,000	15,400,000,000
Amounts come due after 12 months	<u>7,670,000,000</u>	<u>7,670,000,000</u>			<u>5,970,000,000</u>	<u>5,970,000,000</u>

**Detail information on Short-term loans:**

(1) Credit Agreement No. 328/2024-HDCVHM/NHCT-KCNHD15 dated October 31st, 2024, with the following detailed terms:

- + Credit Limit: VND 80,000,000,000;
- + Purpose of the loan: Supplementing working capital for production activities;
- + Loan interest rate: Applicable floating interest rate with adjustments;
- + Outstanding Principal Balance as of June 30, 2025, is 78,543,469,310 VND.

**NOTES TO THE INTERIM FINANCIAL STATEMENTS****FORM B 09-DN***These notes are an integral part of and should be read in conjunction with the accompanying interim financial statements***Detail information on Long-term loans**

(2) The long-term loan from Vietnam Joint Stock Commercial Bank for Industry and Trade comprises two credit agreements:

- Credit Agreement No. 238/2020-HDDCVDDDT/NHCT-KCNHDS dated 30 November 2020, with the following key terms:
  - + Credit limit: VND 62,000,000,000;
  - + Purpose: To finance the procurement and installation of machinery and equipment; renovation and upgrading of production line No. ;
  - + Loan term: 60 months from the date of first disbursement;;
  - + Loan interest rate: Floating with adjustments;
  - + Outstanding principal as at 30 June 2025: VND 12,000,000,000, of which the current portion of long-term loan due within the next 12 months is VND 12,000,000,000.
- Credit Agreement No. 255/2022-HBVCVDADT/NHCTKCNHD15 dated 03 August 2022, with the following key terms
  - + Credit limit: VND 17,000,000,000;
  - + Purpose: To finance the lawful investment of the "SK5 Kiln Renovation Project;
  - + Loan term: 66 months from the date of the first disbursement;
  - + Loan interest rate: Floating with adjustments;
  - + Outstanding principal as at 30 June 2025: VND 9,370,000,000, of which the current portion of long-term loan due within the next 12 months is VND 3,400,000,000.

The collateral for the above-mentioned loans includes: All existing and future buildings and structures attached to land; machinery and equipment of the DLH Industrial Lime Plant – Phase 1; receivables and rights to collect payments; rights to claim advances, penalties, compensation and related proceeds; benefits and indemnities; raw materials and supplies for lime production; fixed assets owned by DLH Industrial Lime Joint Stock Company; machinery, equipment, and transport vehicles to be formed under the DLH Industrial Lime Plant – Phase 2; and all rights and interests arising from the Phase 2 Project and other pledged assets.



**NOTES TO THE INTERIM FINANCIAL STATEMENTS****FORM B 09a-DN***These notes are an integral part of and should be read in conjunction with the accompanying interim financial statement***20 . OWNER'S EQUITY****a) Increase and decrease in owner's equity**

	Contributed legal capital VND	Undistributed earnings VND	Total VND
<b>From 01/01/2024 to 31/12/2024</b>			
As at 01/01/2024	1,250,625,000	8,140,685,346	9,391,310,346
Profit/loss of the previous year	-	10,313,030,353	10,313,030,353
<b>As at 31/12/2024</b>	<b>1,250,625,000</b>	<b>18,453,715,699</b>	<b>19,704,340,699</b>
<b>From 01/01/2025 to 30/06/2025</b>			
As at 01/01/2025	1,250,625,000	18,453,715,699	19,704,340,699
Profit/loss of the current period	-	(953,097,618)	(953,097,618)
<b>As at 30/06/2025</b>	<b>1,250,625,000</b>	<b>17,500,618,081</b>	<b>18,751,243,081</b>

**b) Details of contributed capital**

	Percentage (%)	30/06/2025 VND	Percentage (%)	01/01/2025 VND
Dang Duc Minh	33.35%	47,942,000,000	33.35%	47,942,000,000
DLH Holdings Group Joint Stock Company	35.48%	51,000,000,000	35.48%	51,000,000,000
TND Global Investment Joint Stock Company	20.00%	28,750,000,000	20.00%	28,750,000,000
Others	11.17%	16,058,000,000	11.17%	16,058,000,000
	<b>100%</b>	<b>143,750,000,000</b>	<b>100%</b>	<b>143,750,000,000</b>

**c) Capital transactions with owners and distribution of dividends and profits**

	From 01/01/2025 to 30/06/2025 VND	From 01/01/2024 to 30/06/2024 VND
Owner's invested capital	143,750,000,000	143,750,000,000
- At the beginning of period	143,750,000,000	143,750,000,000
- At the ending of period	143,750,000,000	143,750,000,000

**d) Stock**

	30/06/2025	01/01/2025
Quantity of Authorized issuing stocks	14,375,000	14,375,000
Quantity of issued stocks	14,375,000	14,375,000
- Common stocks	14,375,000	14,375,000
Quantity of circulation stocks	14,375,000	14,375,000
- Common stocks	14,375,000	14,375,000
Par value per share (VND)	10,000	10,000

## NOTES TO THE INTERIM FINANCIAL STATEMENTS

FORM B 09a-DN

*These notes are an integral part of and should be read in conjunction with the accompanying interim financial statement*

### 21 . OFF-STATEMENT OF FINANCIAL POSITION ACCOUNTS

#### Foreign currencies

	30/06/2025	01/01/2025
USD	19,357.90	970.52

### 22 . REVENUE FROM SALE OF GOODS AND RENDERING OF SERVICES

	From 01/01/2025 to 30/06/2025	From 01/01/2024 to 30/06/2024
	VND	VND
Revenue from sale of finished goods	106,882,772,634	189,663,965,621
Revenue from services rendered	24,000,000	24,000,000
	<b>106,906,772,634</b>	<b>189,687,965,621</b>
In which:		
Revenue from relevant parties (Notes No. 32)	<b>1,072,247,000</b>	<b>526,310,500</b>

### 23 . COSTS OF GOODS SOLD

	From 01/01/2025 to 30/06/2025	From 01/01/2024 to 30/06/2024
	VND	VND
Cost of goods sold	99,193,702,193	167,215,216,333
	<b>99,193,702,193</b>	<b>167,215,216,333</b>

### 24 . FINANCIAL INCOME

	From 01/01/2025 to 30/06/2025	From 01/01/2024 to 30/06/2024
	VND	VND
Interest income, interest from loans	1,670,363	2,623,703
Foreign exchange gains arising during the period	10,209,024	20,234,512
Foreign exchange gains from revaluation of ending balances	12,831,744	-
	<b>24,711,131</b>	<b>22,858,215</b>



**NOTES TO THE INTERIM FINANCIAL STATEMENTS****FORM B 09a-DN***These notes are an integral part of and should be read in conjunction with the accompanying interim financial statement***25 . FINANCIAL EXPENSES**

	From 01/01/2025 to 30/06/2025	From 01/01/2024 to 30/06/2024
	VND	VND
Interest expenses	3,518,897,815	4,957,678,946
Foreign exchange losses	1,723,680	-
	<b>3,520,621,495</b>	<b>4,957,678,946</b>

**26 . SELLING EXPENSES**

	From 01/01/2025 to 30/06/2025	From 01/01/2024 to 30/06/2024
	VND	VND
Raw materials	269,484,081	237,968,491
Labors	273,706,412	418,389,751
Outsourcing service	235,003,745	562,498,945
Other expenses by cash	300,000	660,000
	<b>778,494,238</b>	<b>1,219,517,187</b>

**27 . GENERAL AND ADMINISTRATION EXPENSES**

	From 01/01/2025 to 30/06/2025	From 01/01/2024 to 30/06/2024
	VND	VND
Raw materials	75,172,473	111,715,462
Labor	1,367,639,184	1,304,442,640
Depreciation and amortisation	176,935,620	166,471,734
Tax, Fee, Charges	216,867,682	56,150,924
Provision expenses	540,000,000	-
Outsourcing service	278,932,950	528,414,318
Other expenses by cash	1,715,771,930	1,239,232,110
	<b>4,371,319,839</b>	<b>3,406,427,188</b>

**NOTES TO THE INTERIM FINANCIAL STATEMENTS****FORM B 09a-DN***These notes are an integral part of and should be read in conjunction with the accompanying interim financial statement***28 . CORPORATE INCOME TAX EXPENSES**

	From 01/01/2025 to 30/06/2025	From 01/01/2024 to 30/06/2024
	VND	VND
Total profit before tax	(953,097,618)	12,895,992,579
Increase adjustment	121,043,908	18,818,551
- Non-deductible expenses	26,959,161	18,818,551
- Unrealised foreign exchange gain from previous year	94,084,747	-
Decrease adjustment	(12,831,744)	-
- Revaluation gain on foreign currency at year end	(12,831,744)	-
Taxable income	(844,885,454)	12,914,811,130
<b>Current corporate income tax expenses</b>	<b>-</b>	<b>2,582,962,226</b>
Tax payable at the beginning of the period	3,340,227,183	769,759,726
Tax paid during the period	(3,340,227,183)	(769,759,726)
<b>Corporate income tax payable at the end of the period</b>	<b>-</b>	<b>2,582,962,226</b>

**29 . BASIC EARNINGS PER SHARE**

Earning per share distributed to common shareholders of the company is calculated as follows :

	From 01/01/2025 to 30/06/2025	From 01/01/2024 to 30/06/2024
	VND	VND
Profit after tax	(953,097,618)	10,313,030,353
Profit distributed for common stocks	(953,097,618)	10,313,030,353
Weighted average common shares outstanding during the period	14,375,000	14,375,000
<b>Basic earnings per share</b>	<b>(66)</b>	<b>717</b>

**30 . PRODUCTION AND OPERATING COST BY COMPONENT**

	From 01/01/2025 to 30/06/2025	From 01/01/2024 to 30/06/2024
	VND	VND
Raw materials and supplies expenses	72,488,365,343	129,286,982,410
Labour cost	12,276,046,482	14,235,389,555
Depreciation and amortisation	11,834,000,049	11,835,244,049
Tax, Fee, Charges	216,867,682	56,150,924
Outsourcing service	9,294,679,914	10,844,498,930
Other expenses by cash	1,716,071,930	525,813,274
<b></b>	<b>107,826,031,400</b>	<b>166,784,079,142</b>



**NOTES TO THE INTERIM FINANCIAL STATEMENTS****FORM B 09a-DN***These notes are an integral part of and should be read in conjunction with the accompanying interim financial statement***31 . EVENTS AFTER BALANCE SHEET DATE**

There have been no significant events occurring after the reporting accounting period, which would require adjustments or disclosures to be made in the interim financial statements.

**32 . TRANSACTION AND BALANCES WITH RELATED PARTIES**

<u>Related parties</u>	<u>Relationship</u>
Mr. Dang Duc Minh	Chairman of the Board, shareholder with significant influence
DLH Holdings Group Joint Stock Company	Major Shareholder, shared member of Board of Directors
TND Global Investment Joint Stock Company	Major Shareholder, shared member of Board of Directors
Dai Thinh Viet Joint Stock Company	Shared member of the Member's Council
DLH Transport Co., Ltd	Shared member of the Member's Council
DLH Waterway Transport Co., Ltd	Shared member of the Member's Council
Son Thinh Processing Minerals Joint Stock Company	Shared member of the Member's Council
DLH Thanh Hoa Single-member Company Limited	Have the same Chairman of the Board, member of the LLC
Phuc Truong Loc Investment Joint Stock Company	Shared member of Board of Directors
An Phu Son International Trading Joint Stock Company	Have the same shareholder with significant influence
Vietnam Lime One member Company Limited	Chairman is a member of the Board of Directors
TND Holding Investment Joint Stock Company	General Director is a member of the Board of Directors
Long Son Industrial Lime Company Limited	Director is a member of the Board of Directors
Phuc Truong Thinh Investment and Development Joint Stock Company	Shared member of Board of Directors
Khanh An Packing Manufacturing Joint Stock Company	The company chaired by Mr. Dang Duc Minh's wife

In the fiscal period, the Company has the transactions and balances with related parties as follows:

Transactions during the period:

	From 01/01/2025 to 30/06/2025	From 01/01/2024 to 30/06/2024
	VND	VND
<b>Revenues from sales of goods and services rendered</b>		
Dai Thinh Viet Joint Stock Company	1,072,247,000	526,310,500
<b>Purchase</b>		
Khanh An Packing Manufacturing Joint Stock Company	38,250,000	644,745,000
Dai Thinh Viet Joint Stock Company	-	3,278,320,500
DLH Waterway Transport Co., Ltd	1,422,045,950	9,196,394,760
DLH Transport Co., Ltd	795,175,000	3,232,783,705
<b>Advances</b>		
Mr. Bui Van Tuan	-	3,000,000,000

**NOTES TO THE INTERIM FINANCIAL STATEMENTS**

FORM B 09a-DN

*These notes are an integral part of and should be read in conjunction with the accompanying interim financial statement*

Outstanding balances up to the reporting date are as follows:


	30/06/2025	01/01/2025
	VND	VND
<b>Trade receivables</b>		
Dai Thinh Viet Joint Stock Company	1,158,026,760	918,212,760
<b>Prepayments to suppliers</b>		
Dai Thinh Viet Joint Stock Company	-	457,149,920
<b>Trade payables</b>		
Khanh An Packing Manufacturing Joint Stock Company	41,310,000	48,600,000
DLH Waterway Transport Co., Ltd	15,809,626	45,586,488
DLH Transport Co., Ltd	549,349,400	144,612,000

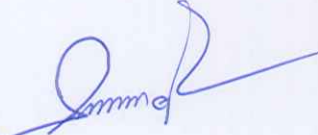
Transactions with other related parties:


	From 01/01/2025 to 30/06/2025	From 01/01/2024 to 30/06/2024
	VND	VND
Remuneration to members of The Management	241,264,417	286,647,808
- Mr. Le Quy Son	134,140,923	161,348,154
- Mr. Bui Van Tuan	96,928,494	125,299,654
- Mr. Nguyen Van Hai	10,195,000	-

**33 . COMPARATIVE FIGURES**

The opening figures presented in the interim balance sheet and the corresponding notes are extracted from the audited financial statements for the year ended 31 December 2024, which were audited by AASC Auditing Firm Company Limited under Independent Auditor's Report No. 120325.002/BCTC.KT7 dated 12 March 2025. The comparative figures in the interim income statement, interim cash flow statement, and the corresponding notes are those presented in the interim financial statements for the six-month period ended 30 June 2024, prepared by DamiK Group Joint Stock Company, which have not been audited.

  
\_\_\_\_\_  
Nguyen Thi Luyen  
Preparer

  
\_\_\_\_\_  
Hoa Kim Dung  
Chief Accountant

  
\_\_\_\_\_  
Le Quy Son  
General Director

Hai Phong, 10 July 2025