

INTERIM CONSOLIDATED
FINANCIAL STATEMENTS

VIET TIEN GARMENT CORPORATION

For the accounting period from 01/01/2025 to 30/06/2025
(reviewed)



CONTENTS

	Pages
Report of the Board of Management	02 - 03
Review report on Interim Financial Information	04
Reviewed Interim Consolidated Financial Statements	05 - 39
Interim Consolidated Statement of Financial position	05 - 06
Interim Consolidated Statement of Income	07
Interim Consolidated Statement of Cash flows	08 - 09
Notes to the Interim Consolidated Financial Statements	10 - 39

REPORT OF THE BOARD OF MANAGEMENT

The Board of Management of Viet Tien Garment Corporation ("the Corporation") presents its report and the Corporation's Interim Consolidated Financial Statements for the period from 01 January 2025 to 30 June 2025.

THE CORPORATION

Viet Tien Garment Corporation was established in Vietnam in the form of a Joint Stock Company, converted from a State-owned enterprise "Viet Tien Garment Company". The Corporation operates under the Certificate of Business Registration of a Joint Stock Company No. 0300401524 issued by the Department of Planning and Investment of Ho Chi Minh City for the first time on 02 January 2008, 13th re-registered on 14 July 2025.

The Corporation's head office is located at No. 7 Le Minh Xuan Street, Tan Son Nhat Ward, Ho Chi Minh City, Vietnam.

BOARD OF DIRECTORS, BOARD OF MANAGEMENT AND BOARD OF SUPERVISION

The members of The Board of Directors during the period and to the reporting date are:

Mr. Vu Duc Giang	Chairman
Mr. Nguyen Dinh Truong	Member
Mr. Bui Van Tien	Member
Mr. Tran Minh Cong	Member
Mr. Phan Van Kiet	Member

The members of The Board of Management in the period and to the reporting date are:

Mr. Bui Van Tien	General Director
Mr. Tran Minh Cong	Deputy General Director
Mr. Phan Van Kiet	Deputy General Director
Mr. Nguyen Thanh Diep	Deputy General Director
Mr. Ngo Van Kha	Deputy General Director

The members of the Board of Supervision are:

Mrs. Thach Thi Phong Huyen	Head of Control Department
Mrs. Tran Thi Thu Hang	Member
Mr. Ho Ngoc Huy	Member

LEGAL REPRESENTATIVE

The legal representative of the Corporation during the period and until the preparation of this Interim Consolidated Financial Statements is Mr. Bui Van Tien – Member of the Board of Directors cum General Director.

AUDITORS

The auditors of AASC Auditing Firm Company Limited have taken the audit of Interim Consolidated Financial Statements for the Corporation.

STATEMENT OF THE BOARD OF MANAGEMENT'S RESPONSIBILITY IN RESPECT OF THE INTERIM CONSOLIDATED FINANCIAL STATEMENTS

The Board of Management is responsible for the Interim Consolidated Financial Statements which give a true and fair view of the financial position of the Corporation, its operating results and its cash flows for the period. In preparing those Interim Consolidated Financial Statements, the Board of Management is required to:

- Establish and maintain an internal control system which is determined necessary by the Board of Directors and Board of Management to ensure the preparation and presentation of Interim Consolidated Financial Statements do not contain any material misstatement caused by errors or frauds;
- Select suitable accounting policies and then apply them consistently;
- Make judgments and estimates that are reasonable and prudent;
- State whether applicable accounting standards have been followed, subject to any material departures disclosed and explained in the Interim Consolidated Financial Statements;
- Prepare the Interim Consolidated Financial Statements on the basis of compliance with Vietnamese Accounting Standards, Vietnamese Corporate Accounting System and the statutory requirements relevant to preparation and presentation of the Interim Consolidated Financial Statements;
- Prepare the Consolidated Financial Statements on the going concern basis unless it is inappropriate to presume that the Corporation will continue in business.

The Board of Management is responsible for ensuring that accounting records are kept to reflect the financial position of the Corporation, with reasonable accuracy at any time and to ensure that the Interim Consolidated Financial Statements comply with the registered accounting system. It is responsible for safeguarding the assets of the Company and hence for taking reasonable steps for the prevention and detection of fraud and other irregularities.

The Board of Management confirms that the Interim Consolidated Financial Statements give a true and fair view of the financial position at 30 June 2025, its operation results and cash flows for the six-month accounting period then ended of the Corporation in accordance with the Vietnamese Accounting Standards, Vietnamese Corporate Accounting System and the statutory requirements relevant to the preparation and presentation of the Interim Consolidated Financial Statements.


Other commitments

The Board of Management pledges that the Corporation complies with Decree No.155/2020/ND-CP dated 31 December 2020 on detailing and guiding the implementation of a number of articles of the Law on Securities and the Corporation does not violate the obligations of information disclosure in accordance with the regulations of the Circular No. 96/2020/TT-BTC dated 16 November 2020 issued by the Ministry of Finance guiding the disclosure of information on Securities Market and the Circular No. 68/2024/TT-BTC dated 18 September 2024 issued by Ministry of Finance amending and supplementing some articles of the Circular No. 96/2020/TT-BTC.

Ho Chi Minh City, 25 August 2025

On behalf of The Board of Management

General Director



Bui Van Tien

REVIEW REPORT ON INTERIM FINANCIAL INFORMATION

To: **Shareholders, The Board of Management and The Board of General Directors**
Viet Tien Garment Corporation

We have reviewed the Interim Consolidated Financial Statements of Viet Tien Garment Corporation prepared on 25 August 2025, from page 05 to page 39, including: Interim Consolidated Statement of Financial position as at 30 June 2025, Interim Consolidated Statement of Income, Interim Consolidated Statement of Cash flows and Notes to Interim Consolidated Financial statements for the six-month accounting period then ended.

Board of Management's Responsibility

The Board of Management is responsible for the preparation of Interim Consolidated Financial Statements that give a true and fair view in accordance with Vietnamese Accounting Standards, Vietnamese Enterprise Accounting System and the statutory requirements relevant to preparation and presentation of Interim Financial Statements and for such internal control as management determines is necessary to enable the preparation of Interim Consolidated Financial Statements that are free from material misstatement, whether due to fraud or error.

Auditor's responsibility

Our responsibility is to express a conclusion on these Interim Consolidated Financial Statements based on our review. We conducted our review in accordance with Vietnamese Standard on Review Engagements 2410, Review of Interim Financial Information Performed by the Independent Auditor of the Entity.

A review of interim financial information consists of making inquiries, primarily of persons responsible for financial and accounting matters, and applying analytical and other review procedures. A review is substantially less in scope than an audit conducted in accordance with Vietnamese Standards on Auditing and consequently does not enable us to obtain assurance that we would become aware of all significant matters that might be identified in an audit. Accordingly, we do not express an audit opinion.

Auditor's Conclusion

Based on our review, nothing has come to our attention that causes us to believe that the accompanying Interim Consolidated Financial Statements does not give a true and fair view, in all material respects, of the financial position of the Viet Tien Garment Corporation as at 30 June 2025, and of its financial performance and its cash flows for the six-month period then ended in accordance with the Vietnamese Accounting Standards, Vietnamese Enterprise Accounting System and the statutory requirements relevant to preparation and presentation of interim Consolidated Financial statements.

Ho Chi Minh City, 25 August 2025

Branch of AASC Auditing Firm Company Limited

Director



Tran Trung Hieu

Certificate of registration to audit practice

No. 2202-2023-002-1

INTERIM CONSOLIDATED STATEMENT OF FINANCIAL POSITION

As at 30 June 2025

Code	ASSETS	Note	30/06/2025 VND	01/01/2025 VND
100	A. CURRENT ASSETS		4,593,160,294,781	4,077,146,627,949
110	I. Cash and cash equivalents	03	477,476,913,004	802,247,263,959
111	1. Cash		256,772,600,229	444,211,897,668
112	2. Cash equivalents		220,704,312,775	358,035,366,291
120	II. Short-term investments	04	257,390,000,000	9,558,241,096
123	1. Held-to-maturity investments		257,390,000,000	9,558,241,096
130	III. Short-term receivables		1,623,134,024,799	1,582,606,813,925
131	1. Short-term trade receivables	05	1,512,682,225,561	1,464,213,006,089
132	2. Short-term prepayments to suppliers	06	103,902,700,950	109,061,747,581
135	3. Short-term loan receivables	07	2,000,000,000	8,000,000,000
136	4. Other short-term receivables	08	8,111,133,560	4,984,470,584
137	5. Provision for short-term doubtful debts		(3,562,035,272)	(3,652,410,329)
140	IV. Inventories	10	1,932,680,086,583	1,494,576,526,720
141	1. Inventories		1,939,618,488,209	1,513,806,966,784
149	2. Provision for devaluation of inventories		(6,938,401,626)	(19,230,440,064)
150	V. Other short-term assets		302,479,270,395	188,157,782,249
151	1. Short-term prepaid expenses	14	2,860,159,610	1,424,351,868
152	2. Deductible VAT		299,607,126,436	186,145,375,961
153	3. Taxes and other receivables from State budget	18	11,984,349	588,054,420
200	B. NON-CURRENT ASSETS		1,236,697,590,981	1,214,903,537,296
210	I. Long-term receivables		76,410,311,103	72,759,061,103
216	1. Other long-term receivables	08	76,410,311,103	72,759,061,103
220	II. Fixed assets		576,493,024,032	597,405,853,567
221	1. Tangible fixed assets	12	575,978,444,721	596,688,846,016
222	- Historical cost		2,045,599,192,822	2,033,372,046,830
223	- Accumulated depreciation		(1,469,620,748,101)	(1,436,683,200,814)
227	2. Intangible fixed assets	13	514,579,311	717,007,551
228	- Historical cost		14,306,436,663	14,306,436,663
229	- Accumulated amortization		(13,791,857,352)	(13,589,429,112)
240	IV. Long-term assets in progress		7,357,542,222	8,185,374,629
242	1. Construction in progress	11	7,357,542,222	8,185,374,629
250	V. Long-term investments	04	545,614,087,524	504,499,035,222
252	1. Investments in joint ventures and associates		511,005,767,524	469,790,715,222
253	2. Equity investments in other entities		34,608,320,000	49,670,070,000
254	3. Provision for devaluation of long-term investments		-	(15,061,750,000)
255	4. Held-to-maturity investments		-	100,000,000
260	VI. Other long-term assets		30,822,626,100	32,054,212,775
261	1. Long-term prepaid expenses	14	30,822,626,100	32,054,212,775
270	TOTAL ASSETS		5,829,857,885,762	5,292,050,165,245

INTERIM CONSOLIDATED STATEMENT OF FINANCIAL POSITION

As at 30 June 2025

(continue)

Code	CAPITAL	Note	30/06/2025 VND	01/01/2025 VND
300	C. LIABILITIES		3,566,072,719,361	3,112,599,288,317
310	I. Current liabilities		3,515,694,092,961	3,062,368,911,917
311	1. Short-term trade payables	16	2,206,455,562,219	1,860,108,743,464
312	2. Short-term prepayments from customers	17	228,017,351,843	202,863,257,309
313	3. Taxes and other payables to State budget	18	67,639,086,994	24,785,755,856
314	4. Payables to employees		389,890,970,231	427,746,509,166
315	5. Short-term accrued expenses	19	12,964,470,140	13,028,974,933
318	6. Short-term unearned revenue		974,537,706	1,097,453,147
319	7. Other short-term payables	20	51,417,439,070	55,579,120,461
320	8. Short-term borrowings and finance lease liabilities	15	59,175,000,000	6,387,750,000
322	9. Bonus and welfare fund		499,159,674,758	470,771,347,581
330	II. Non-current liabilities		50,378,626,400	50,230,376,400
337	1. Long-term trade payables	20	7,430,190,400	7,469,190,400
338	2. Long-term borrowings and finance lease liabilities	15	6,575,000,000	6,387,750,000
342	3. Provisions for long-term payables	21	36,373,436,000	36,373,436,000
400	D. OWNER'S EQUITY		2,263,785,166,401	2,179,450,876,928
410	I. Owner's equity	22	2,263,785,166,401	2,179,450,876,928
411	1. Contributed capital		441,000,000,000	441,000,000,000
411a	Ordinary shares with voting rights		441,000,000,000	441,000,000,000
412	2. Share Premium		24,469,859,758	24,469,859,758
414	3. Other capital		1,693,895,152	1,693,895,152
418	4. Development and investment funds		830,923,593,612	793,700,454,133
421	5. Retained earnings		837,369,318,280	798,763,114,404
421a	RE accumulated to the previous year		645,758,159,699	525,570,776,248
421b	RE of the current period		191,611,158,581	273,192,338,156
429	6. Non – Controlling Interests		128,328,499,599	119,823,553,481
440	TOTAL CAPITAL		5,829,857,885,762	5,292,050,165,245

Ho Chi Minh City, 25 August 2025

Preparer

Chief Accountant

General Director



Nguyen Bich Thuy



Nguyen Tram Anh



Bui Van Tien

INTERIM CONSOLIDATED STATEMENT OF INCOME

For the accounting period from 01/01/2025 to 30/06/2025


Code	ITEMS	Note	The first 06 months of 2025	The first 06 months of 2024
			VND	VND
01	1. Revenue from sales of goods and rendering of services	24	5,175,652,685,639	4,933,004,742,507
02	2. Deductible items	25	1,176,325,674	1,393,797,698
10	3. Net revenue from sales of goods and rendering of services		5,174,476,359,965	4,931,610,944,809
11	4. Cost of goods sold	26	4,631,355,635,305	4,450,347,666,692
20	5. Gross profit from sales of goods and rendering of services		543,120,724,660	481,263,278,117
21	6. Financial income	27	68,071,185,010	75,491,148,126
22	7. Financial expense	28	46,327,331,563	65,120,715,466
23	In which: Interest expenses		-	1,497,828,266
24	8. Share of joint ventures and associates' profit or loss		41,688,053,302	26,380,064,530
25	9. Selling expense	29	230,933,223,045	222,107,212,439
26	10. General and administrative expense	30	137,811,786,179	128,776,148,403
30	10. Net profit from operating activities		237,807,622,185	167,130,414,465
31	12. Other income		1,695,774,507	2,778,636,642
32	13. Other expense		50,017,590	8,739,986
40	14. Other profit		1,645,756,917	2,769,896,656
50	15. Total net profit before tax		239,453,379,102	169,900,311,121
51	16. Current corporate income tax expense	31	39,336,990,121	29,143,296,448
60	18. Profit after corporate income tax		200,116,388,981	140,757,014,673
61	19. Profit after tax attributable to owners of the parent		191,611,158,581	137,907,458,347
62	20. Profit after tax attributable to non-controlling interest		8,505,230,400	2,849,556,326
70	21. Basic earnings per share	32	3,646	2,599

Preparer



Nguyen Bich Thuy

Chief Accountant



Nguyen Tram Anh

Ho Chi Minh City, 25 August 2025

General Director



Bui Van Tien

INTERIM CONSOLIDATED STATEMENT OF CASH FLOWS*For the accounting period from 01/01/2025 to 30/06/2025**(Under indirect method)*

Code	ITEMS	Note	The first 06 months of 2025	The first 06 months of 2024
			VND	VND
	I. CASH FLOWS FROM OPERATING ACTIVITIES			
01	1. Profit before tax		239,453,379,102	169,900,311,121
	2. Adjustments for			
02	Depreciation and amortization of fixed assets and investment properties		42,143,395,902	48,697,093,162
03	Provisions		(12,382,413,495)	8,778,236,899
04	Exchange gains / losses from retranslation of monetary items denominated in foreign currency		256,522,325	(6,481,537,685)
05	Gains / losses from investment activities		(48,206,018,506)	(36,104,273,399)
06	Interest expense		-	1,497,828,266
08	3. Profit from operating activities before changes in working capital		221,264,865,328	186,287,658,364
09	Increase/ decrease in receivables		(160,170,001,836)	(162,919,172,192)
10	Increase /decrease in inventories		(425,811,521,425)	(713,141,346,323)
11	Increase /decrease in payables (excluding interest payable/ corporate income tax payable)		343,777,521,430	503,295,314,650
12	Increase /decrease in prepaid expenses		(204,221,067)	1,464,827,562
14	Interest paid		-	(1,497,828,266)
15	Corporate income tax paid		(17,616,691,534)	(18,920,251,084)
17	Other payments on operating activities		(30,707,222,871)	(10,035,098,570)
20	Net cash flow from operating activities		(69,467,271,975)	(215,465,895,859)
	II. CASH FLOWS FROM INVESTING ACTIVITIES			
21	1. Purchase or construction of fixed assets and other long-term assets		(13,885,805,870)	(5,947,057,095)
22	2. Proceeds from disposals of fixed assets and other long-term assets		846,111,112	2,580,728,837
23	3. Loans and purchase of debt instruments from other entities		(250,071,000,000)	(309,381,000,000)
24	4. Collection of loans and resale of debt instrument of other entities		15,814,934,644	21,425,983,621
27	5. Interest and dividend received		3,436,946,467	8,384,384,272
30	Net cash flow from investing activities		(243,858,813,647)	(282,936,960,365)
	III. CASH FLOWS FROM FINANCING ACTIVITIES			
33	1. Long-term and short-term borrowings received		52,974,500,000	235,577,694,772
36	2. Dividends, profit paid to equity owners		(66,150,000,000)	(110,250,000,000)
40	Net cash flow from financing activities		(13,175,500,000)	125,327,694,772

INTERIM CONSOLIDATED STATEMENT OF CASH FLOWS

For the accounting period from 01/01/2025 to 30/06/2025

(Under indirect method)

Code ITEMS	Note	The first 06 months of 2025	The first 06 months of 2024
		VND	VND
50 Net cash flows within the period		(326,501,585,622)	(373,075,161,452)
60 Cash and cash equivalents at the beginning of the period		802,247,263,959	495,082,059,081
61 Effect of exchange rate fluctuations		1,731,234,667	1,022,370,135
70 Cash and cash equivalents at the end of the period	03	<u>477,476,913,004</u>	<u>123,029,267,764</u>

Preparer



Nguyen Bich Thuy


Chief Accountant



Nguyen Tram Anh

Ho Chi Minh City, 25 August 2025

General Director



Bui Van Tien

NOTES TO THE INTERIM CONSOLIDATED FINANCIAL STATEMENTS

For the accounting period from 01/01/2025 to 30/06/2025

1 . GENERAL INFORMATION

Forms of Ownership

Viet Tien Garment Corporation was established in Vietnam in the form of a Joint Stock Company, converted from a State-owned enterprise "Viet Tien Garment Company". The Corporation operates under the Certificate of Business Registration of a Joint Stock Company No. 0300401524 issued by the Department of Planning and Investment of Ho Chi Minh City for the first time on 02 January 2008, 13th re-registered on 14 July 2025.

The Corporation's head office is located at No. 7 Le Minh Xuan Street, Tan Son Nhat Ward, Ho Chi Minh City, Vietnam.

The Corporation's registered charter capital was VND 441,000,000,000, the actual contributed capital as at 30 June 2025 was VND 441,000,000,000; equivalent to 44,100,000 shares with the par value of VND 10,000 per share.

The number of employees of the Corporation as at 30 June 2025 was 4,231 (as at 01 January 2025: 4,326).

Business field

Manufacturing and trading all kinds of textile, garment products.

Business activities

Main business activities of the Corporation include:

- Manufacturing and trading all kinds of textile, garment products.
- Producing, trading raw materials, machinery, equipment, spare parts, tools for textile and garment industry and packaging, civil and industrial refrigeration equipment;
- Buying and selling domestic and industrial pumps;
- Investment, construction, infrastructure business, industrial park, office leasing, factory, equipment, warehouse;
- Forwarding, freight, shipping agency services.

The Corporation's subsidiaries consolidated in Interim Consolidated Financial Statements as at 30/06/2025 include:

No.	Name of company	Address	Rate of interest	Rate of voting rights	Main business activities
1	Nam Thien Co., Ltd	Ho Chi Minh City	83.55%	83.55%	Manufacturing, trading garments and related products
2	Thuan Tien Garment Co., Ltd	Binh Thuan Province (presently Lam Dong Province)	82.50%	82.50%	
3	Tien Thuan Garment Co., Ltd	Khanh Hoa Province	82.50%	82.50%	
4	Viet Hong Export Garment Co., Ltd	Ben Tre Province (presently Vinh Long Province)	66.78%	75.00%	

2 . ACCOUNTING SYSTEM AND ACCOUNTING POLICY

2.1 . Accounting period and accounting currency

Annual accounting period commences from 1 January and ends as at 31 December.

The Corporation maintains its accounting records in Vietnam Dong (VND).

2.2 . Standards and Applicable Accounting Policies

Applicable Accounting Policies

The Corporation applies Corporate Accounting System issued under the Circular No. 200/2014/TT-BTC dated 22 December 2014 by the Ministry of Finance, the Circular No. 53/2016/TT-BTC dated 21 March 2016 issued by Ministry of Finance amending and supplementing some articles of the Circular No. 200/2014/TT-BTC and the Circular No. 202/2014/TT-BTC dated 22 December 2014 by the Ministry of Finance guiding the preparation and presentation of Consolidated Financial Statements.

Declaration of compliance with Accounting Standards and Accounting System

The Corporation applies Vietnamese Accounting Standards and supplementary documents issued by the State. The Financial Statements are prepared and presented in accordance with regulations of each standard and supplementary document as well as with current Accounting Standards and Accounting System.

2.3 . Basis for the preparation of the Interim Consolidated Financial Statements

Consolidated Financial Statements are prepared based on consolidating Separate Financial Statements of the Corporation and Financial Statements of its subsidiaries under its control for the period from 01/01/2025 to 30/06/2025.

Control right is achieved when the Corporation has power to govern the financial and operating policies of invested companies to obtain benefits from their activities.

Consistent accounting policies are applied in Financial Statements of subsidiaries and the Corporation. If necessary, adjustments are made to the Financial Statements of subsidiaries to ensure the consistency of application of accounting policies among the Corporation and its subsidiaries.

Balance, main incomes and expenses, including unrealized profits from intra-group transactions are eliminated in full from Consolidated financial statements.

Non – controlling interests

Non – controlling interests represents the portion of profit or loss and net assets of subsidiaries not held by owners.

2.4 . Financial Instruments

The preparation of Interim Consolidated Financial Statements in conformity with Vietnamese Accounting Standards, Vietnamese Corporate Accounting System and legal regulations relating to financial reporting requires the Board of Management to make estimates and assumptions that affect the reported amounts of liabilities, assets and disclosures of contingent liabilities and assets at the date of the Interim Consolidated Financial Statements and the reported amounts of revenues and expenses during the accounting period.

The estimates and assumptions that have a material impact in the Interim Consolidated Financial Statements include:

- Provision for bad debts;
- Provision for devaluation of inventory;
- Provision for payables;
- Estimated useful life of fixed assets and estimated allocation of long-term prepaid expenses;
- Classification and provision of financial investments;
- Estimated income tax.

Such estimates and assumptions are continually evaluated. They are based on historical experience and other factors, including expectations of future events that may have a financial impact on the Corporation's Consolidated Financial Statements and that are assessed by the Board of Management to be reasonable under the circumstances.

2.5 . Foreign currency transactions

Foreign currency transactions during the period are translated into Vietnam Dong using the actual rate at transaction date.

Balances of monetary items denominated in foreign currencies at the balance sheet date are translated at the exchange rates prevailing at that date.

All exchange differences arising as a result of transactions or revaluation at the balance sheet date shall be recorded into the financial income or expense in the period.

2.6 . Cash and cash equivalents

Cash comprises cash on hand, demand deposits.

Cash equivalents are short-term investments with the maturity of not over than 3 months from the date of investment, that are highly liquid and readily convertible into known amount of cash and that are subject to an insignificant risk of conversion into cash.

2.7 . Financial investments

Investments held to maturity comprise term deposits, lendings held to maturity to earn profits periodically and other held to maturity investments.

In the Consolidated Financial Statements, investments in joint ventures and associates are accounted for using equity method. Under this method, the investments are initially recognised at cost and adjusted thereafter for the post acquisition change in the Group's share in net assets of the associate after acquisition date. Goodwill incurred from the investment in the associates is reflected in the carrying amount of the investment in the associate. The Group will not allocate such goodwill but assess annually to determine whether the goodwill is under impaired loss or not.

For the adjustment of the value of investments in Associates from the date of investment to the beginning of the reporting period, the Corporation shall:

- For the adjustment to the income statement of previous periods: make an adjustment to the undistributed profit after tax according to net adjusted accumulated amount to the beginning of the reporting period.
- For the adjustment due to the difference in revaluation of assets and the difference in foreign exchange rates, recorded in the balance sheet of the previous periods: determine the adjustment to the corresponding items on the Statement of Financial Position according to net accumulated adjusted amount.

For the adjustment of the value of investments in joint ventures and associates arising in the period, the Corporation shall exclude the preferred dividends of other shareholders (if preferred shares are classified as Owner's capital); expected number of deductions for bonus and welfare funds of joint ventures and associates; share of profits related to transactions of joint ventures, associates contributing capital or selling assets to the Corporation before determining the Corporation's share in the profit or loss of the joint venture or associated company during the reporting period. The Corporation then adjusts the value of the investment in proportion to its share in profits and losses of joint ventures and associates and immediately recognizes it in the Interim Consolidated Statement of Income.

Financial Statements of associates are prepared in the same period with the Group's consolidated financial statements and use the consistent accounting policies with the Group's policies. Adjustment shall be made if necessary to ensure the consistence with the Group's accounting policies.

Investments in other entities comprise investments in equity instruments of other entities without having control, joint control, or significant influence on the investee. These investments are initially stated at original cost. After initial recognition, these investments are measured at original cost less provision for devaluation of investments.

Provision for devaluation of investments is made at the end of the period as follows:

- Long-term investments (other than trading securities) without significant influence on the investee: If the investment in listed shares or the fair value of the investment is determined reliably, provisions shall be made on the basis of the market value of the shares; if the fair value of the investment is not determined at the reporting date, provision shall be made based on the Financial Statements at the provision date of the investee.
- Investments held to maturity: provision for doubtful debts shall be made based on the recovery capacity in accordance with statutory regulations.

2.8 . Receivables

The receivables shall be recorded in details in terms of due date, entities receivable, types of currency and other factors according to requirements for management of the Corporation. The receivables shall be classified into short-term receivables or long-term receivables on the Interim consolidated financial statements according to their remaining terms at the reporting date.

The provision for doubtful debts is made for receivables that are overdue under an economic contract, a loan agreement, a contractual commitment or a promissory note and for receivables that are not due but difficult to be recovered. Accordingly, the provisions for overdue debts shall be based on the due date stipulated in the initial sale contract, exclusive of the debt rescheduling between contracting parties and the case where the debts are not due but the debtor is in bankruptcy, in dissolution, or missing and making fleeing or estimating possible losses.

2.9 . Inventories

Inventories are initially recognized at original cost including purchase price, processing cost and other costs incurred in bringing the inventories to their location and condition at the time of initial recognition. After initial recognition, at the reporting date, inventories are stated at the lower of cost and net realizable value.

Net realizable value is estimated based on the selling price of the inventory minus the estimated costs for completing the products and the estimated costs needed for their consumption.

The cost of inventory is calculated using weighted average method.

Inventory is recorded by perpetual method.

Method for valuation of work in process at the end of the period: The value of work in progress is recorded based on actual cost incurred for each unfinished product.

Provision for devaluation of inventories made at the end of the period is based on the excess of original cost of inventory over their net realizable value.

2.10 . Fixed assets

Fixed assets (tangible and intangible) are initially stated at the historical cost. During the using time, fixed assets (tangible and intangible) are recorded at cost, accumulated depreciation and carrying amount.

Subsequent measurement after initial recognition

If these costs augment future economic benefits obtained from the use of tangible fixed assets are extended to their initial standards conditions, these costs are capitalized as an incremental in their historical cost.

Other costs incurred after tangible fixed assets have been put into operation such as repair, maintenance and overhaul costs are recognized in the Consolidated Statement of Income in the period in which the costs are incurred.

Fixed assets are depreciated (amortised) using the straight-line method over their estimated useful lives as follows:

- Buildings, structures	05 - 30 years
- Machinery, equipment	2.5 - 10 years
- Vehicles, Transportation equipment	05 - 10 years
- Office equipment and furniture	1.5 - 07 years
- Intangible fixed assets	1.5 - 20 years

2.11 . Construction in progress

Construction in progress includes fixed assets which is being purchased and constructed as at the balance sheet date and is recognised in historical cost. This includes costs of construction, installation of equipment and other direct costs.

2.12 . Operating lease

Operating leases is fixed asset leasing in which a significant portion of the risks and rewards of ownership are retained by the lessor. Payments made under operating leases are charged to Statement of Income on a straight-line basis over the period of the lease.

2.13 . Prepaid expenses

The expenses incurred but related to operating results of several accounting periods are recorded as prepaid expenses and are allocated to the operating results in the following accounting periods.

The calculation and allocation of long-term prepaid expenses to operating expenses in each accounting period should be based on the nature of those expenses to select a reasonable allocation method and criteria.

Types of prepaid expenses include:

- Prepaid land expenses include prepaid land rental, including those related to leased land for which the Corporation has received certificate of land use right but not eligible for recording as intangible fixed asset in accordance with the Circular No. 45/2013/TT-BTC dated 25 April 2013 issued by the Ministry of Finance guiding regulation on management, use and depreciation of fixed assets and other expenses related to ensure for the use of leased land. These expenses are recognized in the Interim Consolidated Statement of Income on a straight-line basis according to the lease term of the contract.
- Other prepaid expenses are recorded at their historical costs and allocated on the straight-line basis from 01 to 03 years.

2.14 . Payables

The payables shall be recorded in details in terms of due date, entities payable, types of currency and other factors according to the requirements for management of the Corporation. The payables shall be classified into short-term payables or long-term payables on the Interim Consolidated financial statements according to their remaining terms at the reporting date.

2.15 . Borrowings

Borrowings shall be recorded in details in terms of lending entities, loan agreement and terms of borrowings. In case of borrowings denominated in foreign currency, they shall be recorded in details in terms of types of currency.

2.16 . Borrowing costs

Borrowing costs are recognized as operating expenses in the period, in which it is incurred excepting those which are directly attributable to the construction or production of a qualifying asset are capitalized as part of the cost of that asset in accordance with VAS No. 16 "Borrowing costs". Besides, regarding borrowings serving the construction of fixed assets and investment properties, the interests shall be capitalized even when the construction duration is under 12 months.

2.17 . Accrued expenses

Accrued expenses include payables to goods or services received from the suppliers or provided for the customers during the reporting period, but the payments for such goods or services have not been made and other payables which are recorded as operating expenses of the reporting period.

The recording of accrued expenses as operating expenses during the period shall be carried out under the matching principle between revenues and expenses during the period. Accrued expenses are settled with actual expenses incurred. The difference between accrued and actual expenses is reverted.

2.18 . Provision for payables

Provision for payables is only recognized when meeting all of the following conditions:

- The Corporation has a present debt obligation (legal obligation or joint obligation) as a result of past events;
- It is probable that the decrease in economic benefits may lead to the requirement for debt settlement;
- Debt obligation can be estimated reliably

Value recorded as a provision for payables is the most reasonably estimated amount required to settle the current debt obligation at the end of the accounting period.

Only expenses related to the previously recorded provision for payable shall be offset by that provision for payables.

Provisions for payables are recorded as operating expenses of the accounting period. In case provision made for the previous accounting period but not used up exceeds the one made for the current accounting period, the difference is recorded as a decrease in operating expenses. The excess of the provision for payables relating to construction warranty is recorded as other income in the period.

In accordance with Vietnamese Labour Code, when an employee who has worked for the Company for 12 months or longer ("eligible employee") are entitled to a severance allowance, the employer must pay severance pay for that employee is based on the employee's years of service and salary at the time of termination. Severance allowance provisions are made on the basis of the numbers of year employees have worked for the Corporation and their average salary within the six months prior to the end of the financial year.

2.19 . Unearned revenues

Unearned revenues are mainly prepayments from the customers on shopping vouchers.

Unearned revenues are transferred to revenue from sales of goods and rendering of services with the amount corresponding to each accounting period.

2.20 . Owner's equity

Owner's equity is stated at actually contributed capital of owners.

Share premium is recorded at the difference between the par value with costs directly attributable to the issuance of shares and issue price of shares (including the case of re-issuing treasury shares) and can be a positive premium (if the issue price is higher than par value and costs directly attributable to the issuance of shares) or negative premium (if the issue price is lower than par value and costs directly attributable to the issuance of shares).

Other capital is the operating capital formed from the operating results or from gifts, presents, financing, assets revaluation (if these items are allowed to be recorded as a decrease or increase in the owner's equity).

Retained earnings are used to present the Corporation's operating results (profit, loss) after corporate income tax and profits appropriation or loss handling of the Corporation.

Dividends to be paid to shareholders are recognised as a payable in Statement of Financial position after the announcement of dividend payment from the Board of Directors and announcement of cut-off date for dividend payment of Vietnam Securities Depository and Clearing Corporation.

2.21 . Revenue

Revenue is recognized to extent that it is probable that the economic benefits will flow to the Corporation and the revenue can be reliably measures regardless of when payment is being made. Revenue is measured at fair value of the consideration received, excluding discounts, rebates, and sales returns. The following specific recognition conditions must also be met when recognizing revenue:

Revenue from sale of goods

- The majority of risks and benefits associated with the right to own the products or goods have been transferred to the buyer;
- The Corporation no longer holds the right to manage the goods as the goods owner, or the right to control the goods;

Revenue from rendering of services

- The percentage of completion of the transaction at the Balance sheet date can be measured reliably;

Financial income

Income from interest, dividends, profit received and other financial income earned by the Corporation should be recognized when these two conditions are satisfied:

- It is probable that the economic benefits associated with the transaction will flow to the Corporation;
- The amount of the income can be measured reliably.

Dividends should be recognized when the Corporation's right to receive payment is established.

2.22 . Revenue deductions

Revenue deductions from sales of goods and rendering of services arising in the period include: sales returns.

Sales return incurred in the same period of sale of goods and rendering of services are recorded as a decrease in revenue in the incurring period. In case goods and services are sold in the previous periods, but until the next period they are incurred as deductible items, the Corporation records the decrease in revenue under the following principles: If it is incurred prior to the issuance of Financial Statements, it is then recorded as a decrease in revenue on the Financial Statements of the reporting period (the previous period); and if it is incurred after the issuance of Financial Statements, it is recorded as a decrease in revenue of incurring period (the next period).

2.23 . Cost of goods sold and services rendered

Cost of goods sold and services rendered are cost of finished goods, merchandises, materials sold or services rendered during the period, and recorded on the basis of matching with revenue and on a prudence basis. Cases of loss of materials and goods exceeded the norm, labour cost and fixed manufacturing overheads not allocated to the value of inventory, provision for devaluation of inventory, abnormal expenses and losses of inventories after deducting the responsibility of collective and individuals concerned, etc. is recognized fully and promptly into cost of goods sold in the period even when products and goods have not been determined as sold.

2.24 . Financial expenses

Items recorded into financial expenses consist of:

- Expenses of capital lending and borrowing;
- Provision for devaluation of securities investment.

The above items are recorded by the total amount arising within the period without compensation to financial revenue.

2.25 . Corporate income tax

a) Current corporate income tax expenses

Current corporate income tax expenses are determined based on taxable income during the period and current corporate income tax rate.

b) Current corporate income tax rate:

The Corporation is subject to corporate income tax of 20% for the for the period from 01 January 2025 to 30 June 2025.

2.26 . Earnings per share

Basic earnings per share are calculated by dividing net profit or loss after tax for the period attributable to ordinary shareholders of the Corporation (after adjusting for the bonus and welfare fund and allowance for Executive Boards) by the weighted average number of ordinary shares outstanding during the period.

2.27 . Related Parties

The parties are regarded as related parties if that party has the ability to control or significantly influence the other party in making decisions about the financial policies and activities. The Corporation's related parties include:

- Companies, directly or indirectly through one or more intermediaries, having control over the Corporation or being under the control of the Corporation, or being under common control with the Corporation, including the Corporation's parent, subsidiaries and associates;
- Individuals, directly or indirectly, holding voting power of the Corporation that have a significant influence on the Corporation, key management personnel including directors and employees of the Corporation, the close family members of these individuals;
- Enterprises that the above-mentioned individuals directly or indirectly hold an important part of the voting power or have significant influence on these enterprises.

In considering the relationship of related parties to serve for the preparation and presentation of Interim Consolidated Financial Statements, the Corporation should consider the nature of the relationship rather than the legal form of the relationship.

2.28 . Segment information

Because the main business activities of the Corporation is manufacturing and business of garment products and operating mainly in Vietnam territory, the Corporation does not prepare segment reports by business segment and geographical segment.

3 . CASH AND CASH EQUIVALENTS

	30/06/2025	01/01/2025
	VND	VND
Cash on hand	1,797,286,146	2,050,121,324
Demand deposit	254,975,314,083	442,161,776,344
Cash equivalents (*)	220,704,312,775	358,035,366,291
	477,476,913,004	802,247,263,959

(*) As at 30/06/2025, cash equivalents are deposits with term from 01 to 03 months at commercial banks with interest rate of 3.5% per annum to 4.7% per annum.

4 . FINANCIAL INVESTMENTS

a) Held-to-maturity investments

	30/06/2025		01/01/2025	
	Original cost	Provision	Original cost	Provision
	VND	VND	VND	VND
Short-term investments	257,390,000,000	-	9,558,241,096	-
- Term deposits (*)	257,390,000,000	-	9,558,241,096	-
Long-term investments	-	-	100,000,000	-
- Term deposits (*)	-	-	100,000,000	-
	257,390,000,000	-	9,658,241,096	-

(*) As at 30/06/2025, the held to maturity investments are term deposits with original terms above 03 months deposits and remaining terms not exceeding 12 month sat commercial banks at the interest rate of 5.1% per annum to 8.7% per annum.

b) Equity investments in associates and joint - ventures

	30/06/2025	01/01/2025
	VND	VND
- Historical cost of investments in joint ventures, associates	165,385,622,731	165,385,622,731
- Interest of the parent company in profit of joint ventures, associates after the date of investment	345,620,144,793	304,405,092,491
	511,005,767,524	469,790,715,222

Viet Tien Garment Corporation

No. 7 Le Minh Xuan Street, Tan Son Nhat Ward, Ho Chi Minh City, Vietnam

Interim Consolidated Financial Statements

For the accounting period from 01/01/2025 to 30/06/2025

4 . FINANCIAL INVESTMENTS
b) Equity investments in other entities

	30/06/2025			01/01/2025		
	Proportion of ownership	Proportion of voting rights	Book value under the equity method	Proportion of ownership	Proportion of voting rights	Book value under the equity method
			VND			VND
			504,749,884,818			462,412,802,558
- TagTime Viet Tien Co., Ltd	49.00%	49.00%	8,713,889,105	49.00%	49.00%	9,189,465,287
- Tay Do Garment JSC	45.83%	45.83%	35,082,035,619	45.83%	45.83%	33,481,988,088
- Thu Duc Engineering JSC	25.80%	25.80%	17,214,300,988	25.80%	25.80%	14,571,113,999
- Viet Thuan Polyester Button Manufacture Joint Venture Co., Ltd	40.00%	40.00%	-	40.00%	40.00%	-
- Viet Khanh Co., Ltd	40.00%	40.00%	40,200,156,266	40.00%	40.00%	34,806,617,383
- Viet Long Hung Garment Co., Ltd	40.00%	40.00%	-	40.00%	40.00%	-
- Tien Tien Garment JSC	33.30%	33.30%	65,495,761,009	33.30%	33.30%	60,813,622,395
- Viet Tan Garment JSC	34.98%	34.98%	60,480,017,770	34.98%	34.98%	57,554,852,741
- Viet Hung JSC	35.00%	35.00%	17,345,430,227	35.00%	35.00%	14,229,490,046
- Ninh Thuan General Trading JSC	34.98%	34.98%	11,001,053,903	34.98%	34.98%	11,328,490,472
- Viet Tien Dong A JSC	25.00%	25.00%	40,555,223,476	25.00%	25.00%	36,738,830,810
- Cong Tien Garment JSC	28.38%	28.38%	35,123,250,818	28.38%	28.38%	32,663,988,961
- Dong Tien JSC	26.06%	26.06%	63,492,531,401	26.06%	26.06%	54,734,791,062
- Vinh Tien Garment JSC	26.00%	26.00%	39,967,261,710	26.00%	26.00%	36,451,885,149
- Viet Thinh Garment JSC	25.24%	25.24%	33,655,044,041	25.24%	25.24%	31,232,631,705
- Binh An Garment Textile Assessory JSC	20.85%	20.85%	19,063,616,966	20.85%	20.85%	20,607,639,432
- Binh Thang Investment and Development JSC	31.53%	31.53%	12,467,599,616	31.53%	31.53%	12,302,711,540
- Viet Long Giang Garment JSC	25.00%	25.00%	4,892,711,903	25.00%	25.00%	1,704,683,488
- Viet Thai Tech Co., Ltd	25.00%	25.00%	-	25.00%	25.00%	-
Equity investments in joint - ventures			6,255,882,706			7,377,912,664
- Viet Tien - Tung Shing Co-operative Store	24.33%	24.33%	6,255,882,706	24.33%	24.33%	7,377,912,664
			511,005,767,524			469,790,715,222

Material transactions between the Company and associates and joint – ventures in the period: See detailed in Note No. 37.

Viet Tien Garment Corporation

No. 7 Le Minh Xuan Street, Tan Son Nhat Ward, Ho Chi Minh City, Vietnam

Interim Consolidated Financial Statements

For the accounting period from 01/01/2025 to 30/06/2025

c) Equity investments in other entities

	Stock Code	30/06/2025			01/01/2025		
		Original cost	Fair value	Provision	Original cost	Fair value	Provision
		VND	VND	VND	VND	VND	VND
- Lien Phuong Textile & Garment JSC ⁽¹⁾		6,000,000,000	-	-	6,000,000,000	-	-
- Joint Stock Commercial Bank for Foreign Trade of Viet Nam ⁽²⁾	VCB	21,288,320,000	41,732,151,000	-	21,288,320,000	66,771,441,600	-
- Phong Viet Sewing Thread JSC ⁽¹⁾		1,000,000,000	-	-	1,000,000,000	-	-
- Vinatex Investment Development JSC ⁽¹⁾		6,320,000,000	-	-	6,320,000,000	-	-
- Dong A Commercial Joint Stock Bank ⁽³⁾		-	-	-	15,061,750,000	-	(15,061,750,000)
		34,608,320,000	41,732,151,000	-	49,670,070,000	66,771,441,600	(15,061,750,000)

(1) The Corporation has not determined the fair value of financial investments since Vietnamese Accounting Standards and Vietnamese Corporate Accounting System has not provided any detailed guidance on the determination of the fair value.

(2) The fair value of investment in Joint Stock Commercial Bank for Foreign Trade of Viet Nam are closing price of stock code VCB listed on HOSE on 31/12/2024 and 30/06/2025.

(3) Devaluation of investments pursuant to Proposal document dated 25/07/2025.

Viet Tien Garment Corporation

No. 7 Le Minh Xuan Street, Tan Son Nhat Ward, Ho Chi Minh City, Vietnam

Interim Consolidated Financial Statements

For the accounting period from 01/01/2025 to 30/06/2025

Equity investments in associates

Detailed information on the Corporation's joint-ventures, associates as at 30/06/2025 as follows:

Name of associates, joint-ventures	Place of establishment and operation	Rate of interest	Principle activities
- TagTime Viet Tien Co., Ltd	Ho Chi Minh City	49.00%	Manufacturing, trading all kinds of labels
- Tay Do Garment JSC	Can Tho City	45.83%	Manufacturing, trading garment products
- Thu Duc Engineering JSC	Ho Chi Minh City	25.80%	Manufacturing, processing mechanical products
- Viet Thuan Polyester Button Manufacture Joint Venture Co., Ltd	Ho Chi Minh City	40.00%	Manufacturing, trading plastic buttons
- Viet Khanh Co., Ltd	Tien Giang Province (presently Dong Thap Province)	40.00%	Manufacturing, trading garment products
- Viet Long Hung Garment Co., Ltd	Tien Giang Province (presently Dong Thap Province)	40.00%	Manufacturing, trading garment products
- Tien Tien Garment JSC	Tien Giang Province (presently Dong Thap Province)	33.30%	Manufacturing, trading garment products
- Viet Tan Garment JSC	Tien Giang Province (presently Dong Thap Province)	34.98%	Manufacturing, trading garment products
- Viet Hung JSC	Ho Chi Minh City	35.00%	Manufacturing, trading garment products
- Ninh Thuan General Trading JSC	Ninh Thuan Province (presently Khanh Hoa Province)	34.98%	Trading petroleum, hotels, restaurants
- Viet Tien Dong A JSC	Dong Nai Province	25.00%	Leasing factories, warehouses, offices
- Cong Tien Garment JSC	Dong Thap Province	28.38%	Manufacturing, trading garment products
- Dong Tien JSC	Dong Nai Province	26.06%	Manufacturing, trading garment products
- Vinh Tien Garment JSC	Vinh Long Province	26.00%	Manufacturing, trading garment products
- Viet Thinh Garment JSC	Ho Chi Minh City	25.24%	Manufacturing, trading garment products
- Binh An Garment Textile Assessory JSC	Ho Chi Minh City	20.85%	Manufacturing, trading raw materials for the textile industry, printing, dyeing fabrics, leasing warehouses
- Binh Thang Investment and Development JSC	Binh Duong Province (presently Ho Chi Minh City)	31.53%	Constructing civil engineering works
- Viet Long Giang Garment JSC	Can Tho City	25.00%	Manufacturing, trading garment products
- Viet Thai Tech Co., Ltd	Binh Duong Province (presently Ho Chi Minh City)	25.00%	Printing
- Viet Tien - Tung Shing Co-operative Store	Ho Chi Minh City	24.33%	Trading equipment, machinery, spare parts for sewing industry

5 . SHORT-TERM TRADE RECEIVABLES

	30/06/2025		01/01/2025	
	Value	Provision	Value	Provision
	VND	VND	VND	VND
a) Related parties (Note No. 37)	674,382,428,534	(1,529,263,184)	440,567,028,322	(1,529,263,184)
b) Other parties	838,299,797,027	(2,032,772,088)	1,023,645,977,767	(2,123,147,145)
- Uniqlo Co., Ltd	607,417,595,552	-	778,417,160,046	-
- Others	230,882,201,475	(2,032,772,088)	245,228,817,721	(2,123,147,145)
	1,512,682,225,561	(3,562,035,272)	1,464,213,006,089	(3,652,410,329)

6 . SHORT-TERM PREPAYMENTS TO SUPPLIERS

	30/06/2025		01/01/2025	
	Value	Provision	Value	Provision
	VND	VND	VND	VND
Related parties (Note No. 37)	77,476,458,290	-	99,482,750,558	-
Others	26,426,242,660	-	9,578,997,023	-
	103,902,700,950	-	109,061,747,581	-

7 . SHORT-TERM LOAN RECEIVABLES

Short-term loan receivables represent loans to related parties (Note No. 37) with term of 01 year from the date of disbursement and interest from 6%/year.

8 . OTHER RECEIVABLES

	30/06/2025		01/01/2025	
	Value	Provision	Value	Provision
	VND	VND	VND	VND
a) Short-term				
- Deposit interest receivables	3,907,253,508	-	1,247,348,002	-
- Related parties (Note No. 37)	1,027,184,104	-	1,372,264,567	-
- Advances	641,500,000	-	195,961,402	-
- Deposits	891,958,000	-	714,958,000	-
- Others	1,643,237,948	-	1,453,938,613	-
	8,111,133,560	-	4,984,470,584	-
b) Long-term				
- Deposits	76,410,311,103	-	72,759,061,103	-
Related parties (Note No. 37)	63,462,840,000	-	63,462,840,000	-
Other parties	12,947,471,103	-	9,296,221,103	-
	76,410,311,103	-	72,759,061,103	-

(*) Mainly the lending interest receivables from Thu Duc Engineering JSC and TagTime Viet Tien Co., Ltd.

9 . DOUBTFUL DEBTS

	30/06/2025		01/01/2025	
	Value	Provision	Value	Provision
	VND	VND	VND	VND
Total value of receivables and debts that are overdue or not due but difficult to be recovered				
+ Viet Hung Investment Trading And Service Co., Ltd	272,739,924	(272,739,924)	272,739,924	(272,739,924)
+ Le Bang Services Trading Co., Ltd	5,097,543,949	(1,529,263,184)	5,097,543,949	(1,529,263,184)
+ Stores, agents selling and introducing products	2,357,612,154	(1,691,266,168)	2,668,212,154	(1,781,641,225)
+ Others	68,765,996	(68,765,996)	68,765,996	(68,765,996)
	7,796,662,023	(3,562,035,272)	8,107,262,023	(3,652,410,329)

10 . INVENTORIES

	30/06/2025		01/01/2025	
	Value	Provision	Value	Provision
	VND	VND	VND	VND
Goods in transit	-	-	24,149,217,719	-
Raw materials	377,263,639,318	-	342,452,833,730	-
Tools, supplies	93,922,106	-	187,516,160	-
Work in progress	1,028,436,485,325	-	578,608,732,796	-
Finished goods	475,907,293,018	(6,701,520,934)	471,319,664,546	(9,475,520,943)
Goods	51,206,489,243	(95,286,372)	87,500,727,090	(8,314,578,851)
Consignments	6,710,659,199	(141,594,320)	9,588,274,743	(1,440,340,270)
	1,939,618,488,209	(6,938,401,626)	1,513,806,966,784	(19,230,440,064)

11 . CONSTRUCTION IN PROGRESS

	30/06/2025	01/01/2025
	VND	VND
- Construction of Product showcase store combined with a warehouse and office	7,306,542,222	6,928,764,444
- Others	51,000,000	1,256,610,185
	7,357,542,222	8,185,374,629

12 . TANGIBLE FIXED ASSETS

	Buildings, structures	Machinery, equipment	Vehicles, Transportation equipment	Office equipment and furniture	Total
	VND	VND	VND	VND	VND
Historical cost					
Beginning balance	1,011,469,299,550	924,053,442,175	53,858,801,009	43,990,504,096	2,033,372,046,830
- Purchase in the period	2,350,610,185	7,416,523,230	10,491,731,112	1,067,557,600	21,326,422,127
- Liquidation, disposal	-	(3,882,626,864)	(5,172,174,271)	(44,475,000)	(9,099,276,135)
Ending balance	1,013,819,909,735	927,587,338,541	59,178,357,850	45,013,586,696	2,045,599,192,822
Accumulated depreciation					
Beginning balance	479,298,707,508	865,403,668,136	50,457,050,023	41,523,775,147	1,436,683,200,814
- Depreciation in the period	23,182,953,315	16,717,542,835	1,145,289,860	895,181,652	41,940,967,662
- Liquidation, disposal	-	(3,786,771,104)	(5,172,174,271)	(44,475,000)	(9,003,420,375)
Ending balance	502,481,660,823	878,334,439,867	46,430,165,612	42,374,481,799	1,469,620,748,101
Net carrying amount					
Beginning balance	532,170,592,042	58,649,774,039	3,401,750,986	2,466,728,949	596,688,846,016
Ending balance	511,338,248,912	49,252,898,674	12,748,192,238	2,639,104,897	575,978,444,721

- Cost of fully depreciated tangible fixed assets but still in use at the end of the period: VND 1,150,284,644,597.

13 . INTANGIBLE FIXED ASSETS

	Computer software	Land use rights	Total
	VND	VND	VND
Historical cost			
Beginning balance	12,075,113,182	2,231,323,481	14,306,436,663
Ending balance	12,075,113,182	2,231,323,481	14,306,436,663
Accumulated amortization			
Beginning balance	11,358,105,631	2,231,323,481	13,589,429,112
- Amortization in the period	202,428,240	-	202,428,240
Ending balance	11,560,533,871	2,231,323,481	13,791,857,352
Net carrying amount			
Beginning balance	717,007,551	-	717,007,551
Ending balance	514,579,311	-	514,579,311

Cost of fully amortized intangible fixed assets but still in use at the end of the period: VND 11,045,073,182.

14 . PREPAID EXPENSES

	30/06/2025	01/01/2025
	VND	VND
a) Short-term		
- Land and premises rental expenses	845,066,796	620,605,554
- Others	2,015,092,814	803,746,314
	2,860,159,610	1,424,351,868
b) Long-term		
- Land and premises rental expenses	29,044,553,777	29,482,712,687
- Others	1,778,072,323	2,571,500,088
	30,822,626,100	32,054,212,775

Viet Tien Garment Corporation

No. 7 Le Minh Xuan Street, Tan Son Nhat Ward, Ho Chi Minh City, Vietnam

Interim Consolidated Financial Statements

For the accounting period from 01/01/2025 to 30/06/2025

15 . BORROWINGS

	01/01/2025		Durring the period		30/06/2025	
	Outstanding balance	Amount can be paid	Increase	Decrease	Outstanding balance	Amount can be paid
	VND	VND	VND	VND	VND	VND
a) Short-term borrowings						
Short-term debts	-	-	52,600,000,000	-	52,600,000,000	52,600,000,000
- Asia Commercial Joint Stock Bank - Ho Chi Minh City Branch ⁽¹⁾	-	-	52,600,000,000	-	52,600,000,000	52,600,000,000
Current portion of long-term	6,387,750,000	6,387,750,000	187,250,000	-	6,575,000,000	6,575,000,000
- Bosideng International Fashion Limited ⁽²⁾	6,387,750,000	6,387,750,000	187,250,000	-	6,575,000,000	6,575,000,000
	6,387,750,000	6,387,750,000	52,787,250,000	-	59,175,000,000	59,175,000,000
b) Long-term borrowings						
- Bosideng International Fashion Limited ⁽²⁾	12,775,500,000	12,775,500,000	374,500,000	-	13,150,000,000	13,150,000,000
	12,775,500,000	12,775,500,000	374,500,000	-	13,150,000,000	13,150,000,000
Amount due for settlement within 12 months	(6,387,750,000)	(6,387,750,000)	(187,250,000)	-	(6,575,000,000)	(6,575,000,000)
Amount due for settlement after 12 months	6,387,750,000	6,387,750,000			6,575,000,000	6,575,000,000

Detailed information related to short-term borrowings:

- (1) Short-term borrowings from Asia Commercial Banks at an interest rate of 3.6%/year under interest swapping contract of two currencies as a purpose to supplement working capital to pay for goods imported and processing goods. The principal outstanding balance as the end of the period as USD 2,000,000,000 (equivalent to VND 52,600,000,000).
- (2) Long-term borrowing by dollar (USD) from Bosideng International Fashion Limited under Borrowing contract dated 12/04/2022, borrowing term is until the end of year 2026, the borrowing is unsecured and bears no interest, borrowing purpose is purchasing raw materials, auxiliary tools for manufacturing. The principal outstanding balance at the end of the period was USD 500,000 (equivalent to VND 13,150,000,000).

16 . SHORT-TERM TRADE PAYABLES

	30/06/2025		01/01/2025	
	Outstanding balance	Amount can be paid	Outstanding balance	Amount can be paid
	VND	VND	VND	VND
Related parties (No. No 37)	1,558,222,206,029	1,558,222,206,029	1,181,882,472,851	1,181,882,472,851
Other parties	648,233,356,190	648,233,356,190	678,226,270,613	678,226,270,613
	2,206,455,562,219	2,206,455,562,219	1,860,108,743,464	1,860,108,743,464

17 . SHORT-TERM PREPAYMENTS FROM CUSTOMERS

	30/06/2025	01/01/2025
	VND	VND
a) Related parties (Note No. 37)	110,465,262,767	106,561,938,524
b) Other parties	117,552,089,076	96,301,318,785
- Mitsubishi Corporation Fashion Co., Ltd	37,535,216,057	36,554,236,182
- Just Co., Ltd	31,811,980,991	30,967,013,572
- Others	48,204,892,028	28,780,069,031
	228,017,351,843	202,863,257,309

Viet Tien Garment Corporation

No. 7 Le Minh Xuan Street, Tan Son Nhat Ward, Ho Chi Minh City, Vietnam

Interim Consolidated Financial Statements

For the accounting period from 01/01/2025 to 30/06/2025

18 . TAXES AND OTHER PAYABLES TO STATE BUDGET

	Opening receivable	Opening payables	Payables in the period	Actual payment in the period	Closing receivables	Tax payable at the end of the period
	VND	VND	VND	VND	VND	VND
- Domestic value added tax	502,831,741	4,016,109,552	30,219,234,619	14,334,478,204	-	19,398,034,226
- Import value added tax	-	-	9,055,252,146	9,055,252,146	-	-
- Export, import duties	-	684,044,744	3,193,256,368	3,718,783,768	-	158,517,344
- Corporate income tax	-	17,118,324,748	39,336,990,121	17,616,691,534	-	38,838,623,335
- Personal income tax	84,741,538	2,333,079,246	6,809,866,272	8,143,247,689	11,503,208	926,459,499
- Land tax and land rental	-	-	16,823,252,751	9,226,902,956	-	7,596,349,795
- Other taxes	481,141	634,197,566	5,221,567,437	5,134,662,208	481,141	721,102,795
	588,054,420	24,785,755,856	110,659,419,714	67,230,018,505	11,984,349	67,639,086,994

The Corporation's tax settlements are subject to examination by the tax authorities. Because the application of tax laws and regulations on many types of transactions is susceptible to varying interpretations, amounts reported in the Interim Consolidated Financial Statements could be changed at a later date upon final determination by the tax authorities.

19 . SHORT-TERM ACCRUED EXPENSES

	30/06/2025	01/01/2025
	VND	VND
- Processing expenses	11,292,763,607	10,249,796,841
- Others	1,671,706,533	2,779,178,092
	12,964,470,140	13,028,974,933

20 . OTHER PAYABLES

	30/06/2025	01/01/2025
	VND	VND
a) Short-term		
- Payables on supporting agents	18,442,364,659	21,777,643,659
- Trade union fund, SI, HI, UI payables	4,408,930,280	6,431,980,625
- Business cooperation payables ⁽¹⁾	15,325,301,963	15,325,301,963
- Other payables to related parties (Note No. 37) ⁽²⁾	10,101,749,424	4,564,448,188
- Others	3,139,092,744	7,479,746,026
	51,417,439,070	55,579,120,461
b) Long-term		
- Long-term deposits, collateral received	5,870,690,400	5,909,690,400
- Others	1,559,500,000	1,559,500,000
	7,430,190,400	7,469,190,400

(1) Payables on contributed capital and distributed profit of parties in MS Import-Export Freight Forwarding Service Enterprise business cooperation contract until 30/06/2022. The Corporation will record profit corresponding to its contribution rate after parties complete contract liquidation procedures.

(2) Balance represents payables to Viet Tien - Tung Shing Co-operation Store related to the procurement of fixed assets, supplies and services rendered during the year.
(Detailed as in Note No. 37)

21 . PROVISIONS FOR LONG-TERM PAYABLES

	30/06/2025	01/01/2025
	VND	VND
- Provision for cost of relocating factories, machinery, and equipment	14,120,000,000	14,120,000,000
- Provision for severance allowance	22,253,436,000	22,253,436,000
	36,373,436,000	36,373,436,000

22 . OWNER'S EQUITY**a) Changes in owner's equity**

	Contributed capital	Share Premium	Other capital	Development and investment funds	Retained earnings	Non – Controlling Interests	Total
	VND	VND	VND	VND	VND	VND	VND
Beginning balance of previous period	441,000,000,000	24,469,859,758	1,693,895,152	764,370,376,203	662,182,130,192	109,422,257,113	2,003,138,518,418
Profit for previous period	-	-	-	-	137,907,458,347	2,849,556,326	140,757,014,673
Funds appropriation	-	-	-	26,361,353,944	(26,361,353,944)	-	-
Dividends distribution	-	-	-	-	(110,250,000,000)	-	(110,250,000,000)
Ending balance of previous period	441,000,000,000	24,469,859,758	1,693,895,152	790,731,730,147	663,478,234,595	112,271,813,439	2,033,645,533,091
Beginning balance of current period	441,000,000,000	24,469,859,758	1,693,895,152	793,700,454,133	798,763,114,404	119,823,553,481	2,179,450,876,928
Profit of the current period	-	-	-	-	191,611,158,581	8,505,230,400	200,116,388,981
Funds appropriation (*)	-	-	-	37,223,139,479	(86,854,954,705)	(284,282)	(49,632,099,508)
Dividend paid (*)	-	-	-	-	(66,150,000,000)	-	(66,150,000,000)
Ending balance of current period	441,000,000,000	24,469,859,758	1,693,895,152	830,923,593,612	837,369,318,280	128,328,499,599	2,263,785,166,401

(*) Funds appropriation and distribution of remaining dividends pursuant to Annual General meetings of Shareholders for Year 2025 dated 26/04/2025.

b) Capital transactions with owners and distribution of dividends and profits

	The first 06 months of 2025	The first 06 months of 2024
	VND	VND
Owner's contributed capital		
<i>At the beginning of the period</i>	441,000,000,000	441,000,000,000
- <i>At the end of the period</i>	441,000,000,000	441,000,000,000
Distributed dividends and profit		
- <i>Dividend, profit payables at the beginning of the period</i>	-	-
- <i>Dividend, profit payables during the period</i>	66,150,000,000	110,250,000,000
+ Dividend, profit distributed on previous year's profit	66,150,000,000	110,250,000,000
- <i>Dividend, profit paid in cash</i>	(66,150,000,000)	(110,250,000,000)
+ Dividend, profits paid from previous year's profit	(66,150,000,000)	(110,250,000,000)
- <i>Dividend, profit payables at the end of the period</i>	-	-

c) Share

	30/06/2025	01/01/2025
Quantity of Authorized issuing shares	44,100,000	44,100,000
Quantity of issued shares	44,100,000	44,100,000
- <i>Common shares</i>	44,100,000	44,100,000
Quantity of outstanding shares in circulation	44,100,000	44,100,000
- <i>Common shares</i>	44,100,000	44,100,000
Par value per share: VND 10,000/share.		

d) Corporation's reserves

	30/06/2025	01/01/2025
	VND	VND
Development and investment funds	830,923,593,612	793,700,454,133
	830,923,593,612	793,700,454,133

23 . OFF STATEMENT OF FINANCIAL POSITION ITEMS AND OPERATING LEASE COMMITMENT

a) Operating leased assets

The Corporation is the lessee and leased plant under operating lease contracts. As at 30/06/2025, total future minimum lease payables under non-cancellable operating leasecontracts are presented as follows:

	30/06/2025	01/01/2025
	VND	VND
- Under 1 year	83,497,796,000	85,889,119,000
- From 1 year to 5 years	195,246,529,000	227,208,223,000
- Over 5 years	207,837,240,000	223,799,820,000
	486,581,565,000	536,897,162,000

b) Asset held under trust

	30/06/2025	01/01/2025
	VND	VND
Goods held under trust or for processing	214,872,797,621	280,350,693,983
	214,872,797,621	280,350,693,983

c) Foreign currencies

	30/06/2025	01/01/2025
- USD	14,230,045.06	17,780,053.03
- EUR	22,615.74	22,588.51

24 . TOTAL REVENUE FROM SALE OF GOODS AND RENDERING OF SERVICES

	The first 06 months of 2025	The first 06 months of 2024
	VND	VND
Revenue from sale of finished goods	5,047,230,952,224	4,820,335,058,211
Revenue from sale of goods and rendering of services	128,421,733,415	112,669,684,296
	5,175,652,685,639	4,933,004,742,507
In which: Revenue from related parties <i>(Detailed as in Note No. 37)</i>	2,745,977,013,512	2,470,989,414,597

25 . DEDUCTIBLE ITEMS

	The first 06 months of 2025	The first 06 months of 2024
	VND	VND
Sales return	1,176,325,674	1,393,797,698
	1,176,325,674	1,393,797,698

26 . COSTS OF GOODS SOLD

	The first 06 months of 2025	The first 06 months of 2024
	VND	VND
Costs of finished goods	4,520,623,512,342	4,351,226,566,208
Cost of goods sold and services rendered	123,024,161,401	90,342,863,585
Provision/ (Reversal of Provision) for devaluation of inventories	(12,292,038,438)	8,778,236,899
	4,631,355,635,305	4,450,347,666,692

27 . FINANCIAL INCOME

	The first 06 months of 2025	The first 06 months of 2024
	VND	VND
Interest income, interest from loans	4,954,379,397	6,336,951,175
Dividends or profits received	752,025,000	673,700,000
Gains on exchange difference in the period	62,364,780,613	68,480,496,951
	68,071,185,010	75,491,148,126

28 . FINANCIAL EXPENSES

	The first 06 months of 2025	The first 06 months of 2024
	VND	VND
Interest expenses	-	1,497,828,266
Loss on exchange difference in the period	46,327,331,563	63,622,887,200
	46,327,331,563	65,120,715,466

29 . SELLING EXPENSES

	The first 06 months of 2025	The first 06 months of 2024
	VND	VND
Labour expenses	54,057,634,078	53,211,274,096
Expenses of outsourcing services	129,194,038,832	115,904,646,734
Other selling expenses	47,681,550,135	52,991,291,609
	230,933,223,045	222,107,212,439

30 . GENERAL AND ADMINISTRATIVE EXPENSES

	The first 06 months of 2025	The first 06 months of 2024
	VND	VND
Labour expenses	75,763,287,052	70,959,773,293
Depreciation expenses	8,845,410,554	8,371,048,894
Expenses of outsourcing services	25,394,398,196	23,080,884,662
Other expenses in cash	27,808,690,377	26,364,441,554
	137,811,786,179	128,776,148,403

31 . CURRENT CORPORATE INCOME TAX EXPENSES

	The first 06 months of 2025	The first 06 months of 2024
	VND	VND
Current corporate income tax expense in Parent company	31,860,228,564	25,300,004,522
Current corporate income tax expense in Subsidiaries	7,476,761,557	3,843,291,926
Total current corporate income tax expense	39,336,990,121	29,143,296,448

32 . BASIC EARNINGS PER SHARE

Basic earnings per share distributed to common shareholders of the company are calculated as follows:

	The first 06 months of 2025	The first 06 months of 2024
	VND	VND
Net profit after tax	191,611,158,581	137,907,458,347
Adjustments:		
- Bonus and welfare fund (*)	(30,816,192,414)	(23,275,126,121)
	(30,816,192,414)	(23,275,126,121)
Profit distributed to common shares	160,794,966,167	114,632,332,226
Average number of outstanding common shares in circulation in the period	44,100,000	44,100,000
Basic earnings per share	3,646	2,599

(*) Temporarily setting up Bonus and Welfare funds at Parent Company and Subsidiaries based on the ratio of previous period.

As at 30 June 2025, the Corporation does not have shares with dilutive potential for earnings per share.

33 . BUSINESS AND PRODUCTIONS COST BY ITEMS

	The first 06 months of 2025	The first 06 months of 2024
	VND	VND
Raw materials	3,249,586,254,549	3,418,930,171,518
Labour expenses	710,283,747,088	677,993,833,553
Depreciation expenses	42,143,395,902	48,697,093,162
Expenses of outsourcing services	1,220,841,086,923	1,173,387,561,926
Other expenses in cash	75,811,574,277	81,452,349,392
	5,298,666,058,739	5,400,461,009,551

34 . FINANCIAL INSTRUMENTS

Financial risk management

Financial risks that the Corporation may face risks including: market risk, credit risk and liquidity risk. The Corporation has developed its control system to ensure the reasonable balance between cost of incurred risks and cost of risk management. The Board of Management of the Corporation is responsible for monitoring the risk management process to ensure the appropriate balance between risk and risk control.

Market risk

The Corporation may face with the market risk such as: changes in prices, exchange rates and interest rates.

Price Risk

The Corporation bears price risk of equity instruments from short-term and long-term investments in securities due to the uncertainty of future prices of the securities. As regards, long-term securities held for long-term strategies, at the end of the fiscal year, the Corporation has no plan to sell these investments.

	Under 1 year	From 1 to 5 years	Over 5 years	Total
	VND	VND	VND	VND
As at 30/06/2025				
Long term investments	-	-	41,732,151,000	41,732,151,000
	-	-	41,732,151,000	41,732,151,000
As at 01/01/2025				
Long term investments	-	-	66,871,441,600	66,871,441,600
	-	-	66,871,441,600	66,871,441,600

Exchange rate risk

The Corporation bears the risk of interest rates due to the transaction made in a foreign currency other than VND such as: borrowings and debts, revenue, cost, importing materials, good, machinery and equipment....

Interest rate risk

The Corporation bears the risk of interest rates due to the fluctuation in fair value of future cash flow of a financial instrument in line with changes in market interest rates if the Corporation has time or demand deposits, borrowings and debts subject to floating interest rates. The Corporation manages interest rate risk by analyzing the market competition situation to obtain interest beneficial for its operation purpose.

Credit Risk

Credit risk is the risk of financial loss to the Corporation if a counterparty fails to perform its contractual obligations. The Corporation has credit risk from operating activities (mainly to trade receivables) and financial activities (including deposits, loans and other financial instruments).

	Under 1 year	From 1 to 5 years	Over 5 years	Total
	VND	VND	VND	VND
As at 30/06/2025				
Cash and cash equivalents	475,679,626,858	-	-	475,679,626,858
Trade and other receivables	1,517,231,323,849	76,410,311,103	-	1,593,641,634,952
Loans	259,390,000,000	-	-	259,390,000,000
	2,252,300,950,707	76,410,311,103	-	2,328,711,261,810
As at 01/01/2025				
Cash and cash equivalents	800,197,142,635	-	-	800,197,142,635
Trade and other receivables	1,465,545,066,344	72,759,061,103	-	1,538,304,127,447
Loans	17,558,241,096	100,000,000	-	17,658,241,096
	2,283,300,450,075	72,859,061,103	-	2,356,159,511,178

Liquidity Risk

Liquidity risk is the risk that the Corporation has trouble in settlement of its financial obligations due to the lack of funds. Liquidity risk of the Corporation mainly arises from different maturity of its financial assets and liabilities.

Due date for payment of financial liabilities based on expected payment under the contracts (based on cash flow of the original debts) as follows:

	Under 1 year	From 1 to 5 years	Over 5 years	Total
	VND	VND	VND	VND
As at 30/06/2025				
Borrowings and debts	59,175,000,000	6,575,000,000	-	65,750,000,000
Trade and other payables	2,257,873,001,289	7,430,190,400	-	2,265,303,191,689
Accrued expenses	12,964,470,140	-	-	12,964,470,140
Total	2,330,012,471,429	14,005,190,400	-	2,344,017,661,829
As at 01/01/2025				
Borrowings and debts	6,387,750,000	6,387,750,000	-	12,775,500,000
Trade and other payables	1,915,687,863,925	7,469,190,400	-	1,923,157,054,325
Accrued expenses	13,028,974,933	-	-	13,028,974,933
Total	1,935,104,588,858	13,856,940,400	-	1,948,961,529,258

The Corporation believes that risk level of loan repayment is controllable. The Corporation has the ability to pay due debts from cash flows from its operating activities and cash received from mature financial assets.

35 . ADDITIONAL INFORMATION FOR THE ITEMS OF THE STATEMENT OF CASH FLOWS

	The first 06 months of 2025 VND	The first 06 months of 2024 VND
Proceeds from borrowings during the period		
Proceeds from ordinary contracts:	52,974,500,000	235,577,694,772

36 . SUBSEQUENT EVENTS AFTER THE REPORTING PERIOD

There have been no significant events occurring after the reporting period, which would require adjustments or disclosures to be made in the Interim Consolidated Financial Statements.

37 . TRANSACTION AND BALANCES WITH RELATED PARTIES

List and relation between related parties and the Corporation are as follows:

Related parties	Relationship
TagTime Viet Tien Co., Ltd	Associate Company
Tay Do Garment JSC	Associate Company
Thu Duc Engineering JSC	Associate Company
Viet Thuan Polyester Button Manufacture Joint Venture Co., Ltd	Associate Company
Viet Khanh Co., Ltd	Associate Company
Viet Long Hung Garment Co., Ltd	Associate Company
Tien Tien Garment JSC	Associate Company
Viet Tan Garment JSC	Associate Company
Viet Hung JSC	Associate Company
Ninh Thuan General Trading JSC	Associate Company
Viet Tien Dong A JSC	Associate Company
Cong Tien Garment JSC	Associate Company
Dong Tien JSC	Associate Company
Vinh Tien Garment JSC	Associate Company
Viet Thinh Garment JSC	Associate Company
Binh An Garment Textile Assessory JSC	Associate Company
Binh Thang Investment and Development JSC	Associate Company
Viet Long Giang Garment JSC	Associate Company
Viet Thai Tech Co., Ltd	Associate Company
Viet Tien - Tung Shing Co-operation Store	Business Co-operator
Garment 10 Corporation - JSC	Same major shareholder - Vinatex
SigP JSC	Company that Mr. Ngo Van Kha is a Director cum Legal representative
South Island Garment Sdn. Bhd.	Strategic shareholder
Vietnam National Textile & Garment Group	Major shareholders
Branch of Vinatex Group - Vinatex fashion Hub	Branch of major shareholder - Vinatex
Hanoi Textile And Garment Joint Stock Corporation	Subsidiary of major shareholder - Vinatex
Hoa Tho Textile - Garment Joint Stock Corporation	Subsidiary of major shareholder - Vinatex
Hue Textile Garment JSC	Subsidiary of major shareholder - Vinatex
Duc Giang Corporation - JSC	Same major shareholder - Vinatex
Phuong Dong Garment JSC	Company that Mr. Vu Duc Giang is a chairman
29-3 Garment and Textile JSC	Company that Mr. Nguyen Dinh Truong is the Member of BOD
Tan Thuan Tien JSC	Company related to Mr. Bui Van Tien
Le Bang Services and Trading Co., Ltd	Company related to Mr. Nguyen Tuan Phuong
Mrs. Truong Thi Hoa	Wife of Mr. Vu Duc Giang
Mrs. Vu Thi Nhu Quynh	Child of Mr. Vu Duc Giang
Mrs. Bui Ngoc Thuy Uyen	Child of Mr. Bui Van Tien

Vinatex Investment Development Corporation Associate Company of Vinatex
Xuan Hong Investment Co., Ltd Company related to Mr. Tran Minh Cong
The members of the Board of Directors, the Board of Management, the Board of Supervision.

The Corporation had transactions during the period and balances at the beginning and end of the period with related parties as follows:

Transactions during the period:

	The first 06 months of 2025	The first 06 months of 2024
	VND	VND
Revenue from sales of goods and rendering of services	2,745,977,013,512	2,470,989,414,597
- TagTime Viet Tien Co., Ltd	3,105,542,178	275,379,473
- Tay Do Garment JSC	593,441,296	914,321,755
- Thu Duc Engineering JSC	18,424,444	18,209,630
- Viet Thuan Polyester Button Manufacture Joint Venture Co., Ltd	844,519,107	926,263,900
- Viet Khanh Co., Ltd	398,851,000	554,989,500
- Viet Long Hung Garment Co., Ltd	6,170,357,760	6,169,003,200
- Tien Tien Garment JSC	7,274,457,721	6,301,664,859
- Viet Tan Garment JSC	454,264,500	428,251,500
- Viet Hung JSC	11,739,000	16,761,553
- Hoa Tho Textile - Garment Joint Stock Corporation	2,448,850	-
- Cong Tien Garment JSC	869,012,898	1,317,568,183
- Dong Tien JSC	297,049,092	771,338,537
- Vinh Tien Garment JSC	831,018,508	1,033,118,744
- Viet Thinh Garment JSC	41,889,693,927	29,282,218,198
- Viet Long Giang Garment JSC	3,141,064,000	2,789,071,500
- South Island Garment Sdn. Bhd.	2,676,046,819,535	2,415,841,800,344
- Garment 10 Corporation - JSC	78,030,117	36,244,277
- Duc Giang Corporation - JSC	14,735,900	40,007,400
- Hue Textile Garment JSC	785,052,583	464,021,546
- Branch Of Vietnam National Textile And Garment Group - Vinatex Product Development And Business Hub	2,954,136,110	3,390,773,333
- Hanoi Textile And Garment Joint Stock Corporation	-	1,575,000
- Phuong Dong Garment JSC	12,897,536	2,500,000
- Viet Tien - Tung Shing Co-operation Store	24,478,950	21,031,757
- 29-3 Garment and Textile JSC	158,978,500	393,300,408

	The first 06 months of 2025	The first 06 months of 2024
	VND	VND
Purchasing of goods, materials	2,422,262,766,710	2,392,383,105,587
- TagTime Viet Tien Co., Ltd	3,174,221,361	3,435,514,404
- Tay Do Garment JSC	115,735,916,424	102,602,149,710
- Thu Duc Engineering JSC	19,135,929,953	20,441,118,626
- Viet Thuan Polyester Button Manufacture Joint Venture Co., Ltd	2,404,277,266	2,548,278,249
- Viet Khanh Co., Ltd	124,715,397,643	98,243,194,224
- Viet Long Hung Garment Co., Ltd	238,651,418,495	226,479,883,383
- Viet Tan Garment JSC	104,987,346,732	133,311,379,622
- Viet Hung JSC	55,225,741,530	53,505,034,576
- Cong Tien Garment JSC	-	617,693,320
- Vinh Tien Garment JSC	225,607,089,380	191,497,007,330
- Viet Thinh Garment JSC	68,842,740,075	77,354,583,752
- Viet Long Giang Garment JSC	-	933,584,784
- South Island Garment Sdn. Bhd.	1,429,626,833,437	1,451,397,071,809
- Viet Tien - Tung Shing Co-operation Store	2,843,692,200	2,008,944,464
- Binh Thang Investment and Development JSC	17,380,920	-
- Branch of The Vietnam National Textile and Garment Group - Vinatex fashion Hub	1,576,565,441	1,809,645,421
- Mrs. Truong Thi Hoa	156,000,000	169,741,940
- Mrs. Vu Thi Nhu Quynh	312,000,000	334,903,230
- Mrs. Bui Ngoc Thuy Uyen	1,080,000,000	1,188,000,000
- Tan Thuan Tien JSC	5,802,369,556	5,730,141,593
- Xuan Hong Investment Co., Ltd	1,395,643,909	1,332,585,000
- SigP JSC	20,351,283,459	16,844,588,893
- Le Bang Services and Trading Co., Ltd	-	22,800,000
- Ninh Thuan General Trading JSC	620,918,929	575,261,257
Dividend, profit received	1,225,026,000	4,033,517,802
- Ninh Thuan General Trading JSC	568,026,000	757,368,000
- Vinatex Investment Development Corporation	657,000,000	547,000,000
- Viet Tien - Tung Shing Co-operation Store	-	2,729,149,802
Interest from lendings	82,553,424	1,048,975,343
- Thu Duc Engineering JSC	82,553,424	1,048,975,343
Remuneration to Board of Directors, Board of Managements and Other Management Personnels	5,024,532,195	4,295,003,873
- Mr. Vu Duc Giang - Chairman	300,000,000	300,000,000
- Mr. Nguyen Dinh Truong - Member of BOD	240,000,000	240,000,000
- Mr. Bui Van Tien - General Director, Member of BOD	795,709,849	801,999,638
- Mr. Tran Minh Cong - Deputy General Director, Member of BOD	740,914,394	744,595,653
- Mr. Phan Van Kiet - Deputy General Director, Member of BOD	746,264,394	752,945,653
- Other managers	2,201,643,558	1,455,462,929

Balances at the beginning and the end of the reporting period:

	30/06/2025	01/01/2025
	VND	VND
Short-term trade receivables	674,382,428,534	440,567,028,322
- Viet Thinh Garment JSC	34,327,066,429	41,055,106,301
- Vinh Tien Garment JSC	25,814,160	233,208,405
- Cong Tien Garment JSC	447,334,650	966,527,376
- Tien Tien Garment JSC	2,647,105,273	6,238,221,831
- Viet Tan Garment JSC	-	12,928,680
- Tay Do Garment JSC	210,128,223	71,677,152
- Viet Hung JSC	2,639,503,260	2,626,825,140
- Viet Khanh Co., Ltd	430,759,080	-
- Viet Long Hung Garment Co., Ltd	131,727,130,651	124,941,227,131
- South Island Garment Sdn. Bhd.	486,771,752,044	251,739,846,800
- Thu Duc Engineering JSC	2,397,600	243,660,800
- TagTime Viet Tien Co., Ltd	9,750,168,000	6,504,000,000
- Garment 10 Corporation - JSC	-	7,303,538
- 29-3 Garment and Textile JSC	31,034,502	49,629,673
- Le Bang Services and Trading Co., Ltd	5,097,543,949	5,097,543,949
- Branch of Vinatex - Vinatex fashion Hub	274,690,713	779,321,546
Short-term prepayments to suppliers	77,476,458,290	99,482,750,558
- Viet Khanh Co., Ltd	-	20,000,000,000
- Viet Long Hung Garment Co., Ltd	38,000,000,000	40,000,000,000
- Thu Duc Engineering JSC	9,462,517,055	9,462,517,055
- Viet Hung JSC	10,000,000,000	10,000,000,000
- SigP JSC	20,000,000,000	20,000,000,000
- Tay Do Garment JSC	13,941,235	20,233,503
Short-term loan receivables	2,000,000,000	8,000,000,000
- Thu Duc Engineering JSC	-	4,000,000,000
- TagTime Viet Tien Co., Ltd	2,000,000,000	4,000,000,000
Other short-term receivables	1,027,184,104	1,372,264,567
- TagTime Viet Tien Co., Ltd	341,763,564	341,663,564
- Thu Duc Engineering JSC	678,180,821	595,627,397
- Viet Tien - Tung Shing Co-operation Store	-	410,149,589
- 29-3 Garment and Textile JSC	7,239,719	24,824,017
Other long-term receivables	63,462,840,000	63,462,840,000
- Thu Duc Engineering JSC	57,371,160,000	57,371,160,000
- Viet Hung JSC	3,103,680,000	3,103,680,000
- Mrs. Truong Thi Hoa	70,000,000	70,000,000
- Mrs. Vu Thi Nhu Quynh	140,000,000	140,000,000
- Tan Thuan Tien JSC	2,292,000,000	2,292,000,000
- Mrs. Bui Ngoc Thuy Uyen	486,000,000	486,000,000
Short-term trade payables	1,558,222,206,029	1,181,882,472,851
- Vinh Tien Garment JSC	190,572,257,615	119,568,049,087
- Viet Thinh Garment JSC	1,014,380,621	1,824,506,936
- Viet Tan Garment JSC	163,832,721,202	157,637,738,180
- Tay Do Garment JSC	8,084,765,309	3,349,879,371
- Viet Hung JSC	6,248,921,312	1,958,957,258

	30/06/2025	01/01/2025
	VND	VND
Short-term trade payables (continued)		
- TagTime Viet Tien Co., Ltd	643,288,324	865,312,183
- Viet Khanh Co., Ltd	71,400,040,135	25,869,864,854
- Viet Long Hung Garment Co., Ltd	133,050,738,640	84,426,778,642
- Thu Duc Engineering JSC	809,134,072	992,860,798
- South Island Garment Sdn. Bhd.	978,556,729,523	785,217,238,982
- Binh Thang Investment and Development JSC	123,278	12,327,840
- SigP JSC	3,181,754,590	-
- Viet Thuan Polyester Button Manufacture Joint Venture Co., Ltd	506,947,968	-
- Viet Tien - Tung Shing Co-operation Store	270,109,680	11,758,720
- Vietnam National Textile & Garment Group	-	129,600,000
- Branch of Vinatex Group - Vinatex fashion Hub	17,600,000	17,600,000
- Tan Thuan Tien JSC	32,693,760	-
Short-term prepayments from customers	110,465,262,767	106,561,938,524
- South Island Garment Sdn. Bhd.	110,465,262,767	106,561,938,524
Other short-term payables	10,101,749,424	4,564,448,188
- Viet Tien - Tung Shing Co-operation Store	10,081,749,424	4,544,448,188
- Garment 10 Corporation - JSC	20,000,000	20,000,000

38 . COMPARATIVE FIGURES

The comparative figures on the Interim Consolidated Statement of Financial Position and corresponding Notes are taken from the Consolidated Financial Statements for the fiscal year ended as at 31 December 2024, which was audited by AASC Auditing Firm Company Limited. The comparative figures on the Interim Consolidated Statement of income, Interim Consolidated Statement of Cash flows and corresponding Notes are taken from the Interim Consolidated Financial Statements which have been reviewed for the period from 01/01/2024 to 30/06/2024.

Ho Chi Minh City, 25 August 2025

Preparer

Chief Accountant

General Director



Nguyen Bich Thuy



Nguyen Tram Anh



Bui Van Tien