

PERIODIC FINANCIAL STATEMENTS DISCLOSURE

To: Hanoi Stock Exchange

In accordance with Clause 3, Article 14 of Circular No. 96/2020/TT-BTC dated November 16, 2020, issued by the Ministry of Finance, guiding the disclosure of information on the stock market, CNT Group Joint Stock Company hereby discloses its Separate Financial Statements (FS) reviewed for the first 6 months of 2025 to the Hanoi Stock Exchange as follows:

1. Organization name: CNT Group Joint Stock Company

- Stock symbol: CNT
- Address: 9-19 (2nd floor) Ho Tung Mau, Sai Gon Ward, Ho Chi Minh City
- Tel: 028 3829 5488 Fax: 028 3821 1096
- Email: info@cnt.com.vn Website: <http://cnt.com.vn>

2. Contents of disclosed information:

- Financial Statement reviewed for the first 6 months of 2025
 - ☐ Separate Financial Statements (The listed company does not have subsidiaries and the parent accounting entity has no subordinate units);
 - ☒ Consolidated financial statements (The listed company has subsidiaries);
 - ☐ Combined Financial Statements (The listed company has subordinate accounting units with independent accounting systems).
- Circumstances requiring explanation:
 - + The auditing organization provides a non-unqualified opinion on the financial statements (for audited FS of 2025):
 - ☐ Yes ☒ No
 - Explanation document provided in case of ticking yes:
 - ☐ Yes ☐ No



- + The profit after tax in the reporting period shows a difference of 5% or more before and after the audit, there is a change from a loss to profit or vice versa (for the audited FS of 2025):

☐ Yes

☐ No

Explanation document provided in case of ticking yes:

☐ Yes

☐ No

- + The profit after tax in the income statement of reporting period changes by 10% or more compared to the same period of the previous year?

☒ Yes

☐ No

Explanation document provided in case of ticking yes:

☒ Yes

☐ No

- + The profit after tax in the reporting period shows a loss, changing from a profit in the same period of the previous year to a loss in the current period, or vice versa?

☐ Yes

☒ No

Explanation document provided in case of ticking yes:

☐ Yes

☒ No

This information has been disclosed on the company website on at the following link: www.cnt.com.vn at Shareholder relations/Financial report.



Representative of the organization

Legal representative/Authorized person for information disclosure

(Signature, name, position, seal)

Recipients:

- Separate FS reviewed
the first 6 months of 2025



**PHÓ CHỦ TỊCH
HỘI ĐỒNG QUẢN TRỊ
TRẦN CÔNG QUÝ**

**REVIEWED SEPARATE FINANCIAL
STATEMENTS**

For the first 06 months of the year 2025

CNT GROUP CORPORATION



CONTENTS

----- oOo -----

	Pages
1. REPORT OF BOARD OF MANAGEMENT	01 - 03
2. REPORT ON REVIEW OF INTERIM SEPARATE FINANCIAL STATEMENTS	04 - 05
3. SEPARATE BALANCE SHEET	06 - 09
4. SEPARATE INCOME STATEMENT	10
5. SEPARATE CASH FLOW STATEMENT	11 - 12
6. NOTES TO THE SEPARATE FINANCIAL STATEMENTS	13 - 48

CNT GROUP CORPORATION

REPORT OF BOARD OF MANAGEMENT

For the first 06 months of the year 2025

Board of Management has the honor of submitting this report and the reviewed separate financial statements for the first 06 months of the year 2025.

1. Business highlights of Company

Establishment

CNT Group Corporation (hereinafter referred to as "The Company") is Construction and Trading Materials Joint Stock Company which is established and operating under Enterprise Registration Certificate No. 4103001488 dated March 03, 2003 issued by the Ho Chi Minh City's Department of Planning and Investment. The 20th amended certificate dated July 30, 2025 on change of charter capital.

The Company's shares were listed on the Ho Chi Minh City Stock Exchange on July 28, 2008, with the stock code CNT.

The Company's shares were delisted from the Ho Chi Minh City Stock Exchange as from May 15, 2014, pursuant to Decision No. 161/QĐ-SGDHCM issued by the General Director of the Ho Chi Minh City Stock Exchange.

On February 27, 2015, the Company's shares were approved for trading on the Hanoi Stock Exchange pursuant to Decision No. 105/QĐ-SGDHN issued by the General Director of the Hanoi Stock Exchange. The Company's shares were officially traded on the UPCOM market on March 17, 2015, with the announcement of the Hanoi Stock Exchange.

Structure of ownership

Joint-Stock Company

The Company's principal activities

Real estate business. Real estate broker. Real estate appraisal services, Real estate exchange, Real estate consultant, Real Estate Auction, Real estate advertising, Real estate management (Excluding legal services)... To develop an investment project, Investment advice (Excluding financial and accounting advice). Industrial construction, Traffic, Irrigation, Civil works, power lines, substations, and other construction projects. Trading materials, construction materials, Interior decoration items, Concrete admixtures, Raw materials for the production of construction materials and interior decoration items, Machinery, transportation equipment for construction purposes, and handicraft products. Investing in and trading real estate, motorcycles, equipment, spare parts, transportation vehicles, electronic goods, ceramics, plastic products, rubber products, agricultural products, and food items. Trading in iron, steel, scrap materials (not conducted at the headquarters), copper, aluminum, and plastic pellets. Mining and trading of construction sand. Manufacturing of construction materials (not produced at the headquarters); Mining and trading of construction stones and gravel. Commercial advertising services. Freight forwarding and transportation services, warehousing (Not permitted to manufacture construction materials, plastics, rubber, or process perishable food products within concentrated residential areas in Ho Chi Minh City.). Manufacturing of construction materials (not produced at the headquarters), mining and trading of construction stones and gravel.

English name: CNT Group Corporation.

Short name: CNT Group.

Security code: CNT.

Head office: Floor 2, from 9 to 19, Ho Tung Mau Street, Sai Gon Ward, Ho Chi Minh City, Viet Nam.

REPORT OF BOARD OF MANAGEMENT

For the first 06 months of the year 2025

2. Financial position and results of operation

The Company's financial position and results of operation in the period are presented in the attached interim separate financial statements.

3. Board of Directors, Audit Committee and Board of Management and Chief Accountant

The Board of Directors, Audit Committee and Board of Management and Chief Accountant holding office in the period and to the interim reporting date include:

Board of Directors

Mr. Pham Quoc Khanh	Chairman
Mr. Tran Cong Quy	Vice Chairman
Mr. Nguyen Huy Hoang	Member
Mr. Ly Chi Tung	Member - dismissed on April 28, 2025

Audit Committee

Mr. Nguyen Huy Hoang	Chairman
Mr. Tran Cong Quy	Member

Board of Management and Chief Accountant

Mr. Nguyen Son Nam	General Director
Mr. Le Viet Nam	Deputy General Director
Mr. Nguyen Thanh Long	Deputy General Director - dismissed on January 01, 2025
Mr. Nguyen Tien Dung	Chief Accountant

Legal representatives of the Company in the period and at the date of these interim separate financial statements is:

Mr. Pham Quoc Khanh	Chairman
---------------------	----------

Mr. Pham Quoc Khanh has authorized Mr. Nguyen Son Nam to sign the interim separate financial statements for the period of the first 06 months of the year 2025, in accordance with the Power of Attorney No. 17/UQ-CNT dated June 29, 2023.

4. Auditor

Moore AISC Auditing and Informatics Services Company Limited ("Moore AISC") has been appointed as the independent auditor for the first 06 months of the year 2025 of the Company.

REPORT OF BOARD OF MANAGEMENT

For the first 06 months of the year 2025

5. The Board of Management's responsibility for the interim separate financial statements

The Board of Management of the Company is responsible for the preparation of the interim separate financial statements which give a true and fair view of the financial position of the Company as at June 30, 2025 as well as its results of operation and cash flows for the first 06 months of the year 2025. In order to prepare these interim separate financial statements, the Board of Management has considered and complied with the following matters:

- Select suitable accounting policies and then apply them consistently;
- Made judgments and estimates that are reasonable and prudent;
- The interim separate financial statements of the Company are prepared on the going concern basis unless it is inappropriate to presume that the Company will continue in business.
- Fully disclose the identities of the Company's related parties and all relationships and transactions with related parties that have occurred.

The Board of Management is responsible for ensuring that accurate accounting records are kept, which disclose, with reasonable accuracy at any time, the financial position of the Company and that the interim separate financial statements are prepared in compliance with the Vietnamese Accounting Standards and the Vietnamese Corporate Accounting System presented in the notes to the interim separate financial statements. The Board of Management is also responsible for safeguarding the assets of the Company and hence for taking reasonable steps for the prevention and detection of frauds and other irregularities.

The Board of Management has not identified any information related to fraud or suspected fraud that could affect the Company and involve the Board of Management; employees with significant roles in internal control, or other matters where fraud could have a material impact on the interim separate financial statements.

6. Approval of the interim separate financial statement

We approve the attached interim separate financial statements to give a true and fair view, in all material respects of the financial position of the Company as at June 30, 2025 as well as the results of its operations and its cash flows for the first 06 months of the year 2025, in compliance with Vietnamese Accounting Standards, Vietnamese Corporate Accounting System and other statutory requirements relevant to the preparation and presentation of the interim separate financial statements.

For and on behalf of the Board of Management



Nguyen Son Nam

General Director

Ho Chi Minh City, Vietnam

August 26, 2025

No: A0625224-SXR/MOORE AISC-DN6

REPORT ON REVIEW OF INTERIM SEPARATE FINANCIAL STATEMENTS**TO: SHAREHOLDERS, BOARD OF DIRECTORS AND BOARD OF MANAGEMENT****CNT GROUP CORPORATION**

We have reviewed the interim separate financial statements of **CNT Group Corporation** (hereinafter referred to as "the Company") consisting of balance sheet as at June 30, 2025, income statement, cash flow statement for the first 06 months of the year 2025 and notes to the financial statements as set out on page 06 to page 48, which were prepared on August 26, 2025.

The Board of Management's responsibility

The Company's Board of Management is responsible for the preparation and fair presentation of the interim separate financial statements in accordance with Vietnamese Accounting Standards, Vietnamese Corporate Accounting System and other statutory requirements relevant to the preparation and presentation of the interim separate financial statements and also for the internal control that the Board of Management considers necessary for the preparation and fair presentation of the interim separate financial statements that are free from material misstatement, whether due to fraud or error.

Auditor's responsibility

Our responsibility is to express a conclusion on the interim separate financial statements based on our review. We conducted our review in accordance with Vietnamese Standard on Review Engagements No. 2410 – Review of interim financial information performed by the independent auditor of the entity.

A review of the interim separate financial information covers inquiries, primarily of persons responsible for financial and accounting matters and performance of analytical and other review procedures. A review is substantially less in scope than an audit conducted in accordance with Vietnamese Auditing Standards and consequently does not enable us to obtain the assurance that we would become aware of all significant matters that might be identified in an audit and that accordingly no audit opinion is expressed.

Auditor's conclusion

Based on our review, nothing has come to our attention that causes us to believe that the accompanying interim separate financial statements do not give a true and fair view, in all material aspects of the financial position of **CNT Group Corporation** as at June 30, 2025 as well as the results of its operation and its cash flows for the first 06 months of the year 2025, in accordance with Vietnamese Accounting Standards, Vietnamese Corporate Accounting System and other statutory requirements relevant to the preparation and presentation of the interim separate financial statements.

Ho Chi Minh City, Vietnam, August 26, 2025

Moore AISC Auditing and Informatics Services Company Limited



Le Hung Dung

Deputy General Director

Certificate of Audit Practice Registration

No.: 3174-2025-005-1

SEPARATE BALANCE SHEET

As at June 30, 2025

Unit: VND

ASSETS	Code	Notes	Jun. 30, 2025	Jan. 01, 2025
A. CURRENT ASSETS	100		336,852,915,146	655,518,793,432
I. Cash and cash equivalents	110	V.1	53,935,811,135	297,162,429,717
1. Cash	111		2,935,811,135	117,162,429,717
2. Cash equivalents	112		51,000,000,000	180,000,000,000
II. Short-term financial investments	120		94,600,000,000	146,000,000,000
1. Trading securities	121		-	-
2. Provision for devaluation of trading securities	122		-	-
3. Held-to-maturity investments	123	V.2	94,600,000,000	146,000,000,000
III. Short-term Accounts receivable	130		65,014,625,829	88,202,281,280
1. Trade accounts receivable	131	V.3	223,381,695,559	225,084,468,381
2. Prepayments to suppliers	132	V.4	12,079,003,586	13,201,548,458
3. Intercompany receivables	133		-	-
4. Construction contract-in-progress receivables	134		-	-
5. Receivables from short-term loans	135	V.5a	-	400,000,000
6. Other receivables	136	V.6a	59,210,926,443	77,919,355,298
7. Provision for doubtful debts	137	V.3,4,5,6	(230,010,720,911)	(229,184,402,018)
8. Shortage of assets awaiting resolution	139		353,721,152	781,311,161
IV. Inventories	140	V.8	112,812,139,717	111,823,174,336
1. Inventories	141		112,812,139,717	111,823,174,336
2. Provision for decline in value of inventories	149		-	-
V. Other current assets	150		10,490,338,465	12,330,908,099
1. Short-term prepayments	151	V.10a	7,041,055,459	8,787,747,890
2. Deductible VAT	152		2,669,512,312	2,763,389,515
3. Taxes and other receivables from the State Budget	153	V.13b	779,770,694	779,770,694
4. Repurchase and sale of Government's bonds	154		-	-
5. Other current assets	155		-	-

SEPARATE BALANCE SHEET

As at June 30, 2025

Unit: VND

ASSETS	Code	Notes	Jun. 30, 2025	Jan. 01, 2025
B. LONG-TERM ASSETS	200		461,049,832,941	191,379,120,792
I. Long-term receivables	210		2,628,251,251	3,208,251,251
1. Long-term trade receivables	211		-	-
2. Long-term prepayments to suppliers	212		-	-
3. Working capital from sub-units	213		-	-
4. Long-term intercompany receivables	214		-	-
5. Receivables from long-term loans	215	V.5b	200,000,000	200,000,000
6. Other long-term receivables	216	V.6b	2,628,251,251	3,208,251,251
7. Provision for doubtful long-term receivables	219	V.5b	(200,000,000)	(200,000,000)
II. Fixed assets	220	V.9	31,730,663,770	33,152,823,464
1. Tangible fixed assets	221		31,730,663,770	33,152,823,464
- Cost	222		53,473,031,399	54,313,031,399
- Accumulated depreciation	223		(21,742,367,629)	(21,160,207,935)
2. Finance lease assets	224		-	-
- Cost	225		-	-
- Accumulated depreciation	226		-	-
3. Intangible fixed assets	227		-	-
- Cost	228		-	-
- Accumulated amortization	229		-	-
III. Investment Properties	230		-	-
- Cost	231		-	-
- Accumulated depreciation	232		-	-
IV. Non-current assets in progress	240		468,200,000	-
1. Works in progress	241		-	-
2. Capital construction in progress	242		468,200,000	-
V. Long-term investments	250	V.2	425,257,616,588	153,146,793,162
1. Investments in subsidiaries	251		422,140,000,000	150,000,000,000
2. Investments in associates, joint-ventures	252		5,824,000,000	5,824,000,000
3. Investments in equity of other entities	253		2,241,310,000	2,241,310,000
4. Provision for decline in the value of long-term investments	254		(4,947,693,412)	(4,918,516,838)
5. Held-to-maturity investments	255		-	-
VI. Other long-term assets	260		965,101,332	1,871,252,915
1. Long-term prepaid expenses	261	V.10b	243,922,251	1,179,232,128
2. Deferred income tax assets	262	V.19	721,179,081	692,020,787
3. Equipment, materials, spare parts	263		-	-
4. Other long-term assets	268		-	-
TOTAL ASSETS	270		797,902,748,087	846,897,914,224

SEPARATE BALANCE SHEET

As at June 30, 2025

Unit: VND


RESOURCES	Code	Notes	Jun. 30, 2025	Jan. 01, 2025
C. LIABILITIES	300		103,694,235,239	145,710,377,473
I. Current liabilities	310		88,562,060,203	130,578,202,437
1. Short-term trade payables	311	V.11	3,311,253,623	4,282,899,400
2. Advances from customers	312	V.12	7,980,993,109	21,847,580,780
3. Taxes and other payables to the State Budget	313	V.13a	1,173,097,235	28,472,615,622
4. Payables to employees	314		1,100,264,386	1,832,345,235
5. Short-term accrued expenses	315	V.14	34,566,078,737	39,816,068,751
6. Short-term intercompany payables	316		-	-
7. Construction contract-in-progress payables	317		-	-
8. Short-term unrealized revenue	318	V.15	26,497,215,459	25,573,886,146
9. Other short-term payables	319	V.16	9,871,616,864	3,206,955,713
10. Short-term borrowings and financial lease liabilities	320	V.17a	1,484,310,000	2,968,620,000
11. Provision for short-term payables	321	V.18	2,148,201,284	2,148,201,284
12. Bonus and welfare fund	322		429,029,506	429,029,506
13. Price stabilization fund	323		-	-
14. Repurchase and sale of Government's bond	324		-	-
II. Long-term liabilities	330		15,132,175,036	15,132,175,036
1. Long-term trade payables	331		-	-
2. Long-term Advances from customers	332		-	-
3. Long-term accrued expenses	333		-	-
4. Inter-company payables for operating capital received	334		-	-
5. Long-term intercompany payables	335		-	-
6. Long-term unrealized revenue	336		-	-
7. Other long-term payables	337		-	-
8. Long-term borrowings and financial lease liabilities	338	V.17b	15,132,175,036	15,132,175,036
9. Convertible bond	339		-	-
10. Preferred shares	340		-	-
11. Deferred income tax liabilities	341		-	-
12. Provision for long-term liabilities	342		-	-
13. Fund for science and technology development	343		-	-

SEPARATE BALANCE SHEET

As at June 30, 2025

Unit: VND

RESOURCES	Code	Notes	Jun. 30, 2025	Jan. 01, 2025
D. OWNERS' EQUITY	400		694,208,512,848	701,187,536,751
I. Owners' equity	410	V.20	694,208,512,848	701,187,536,751
1. Owners' capital	411		503,927,850,000	503,927,850,000
- Ordinary shares with voting rights	411a		503,927,850,000	503,927,850,000
- Preferred shares	411b		-	-
2. Share premium	412		-	-
3. Bond conversion option	413		-	-
4. Owners' other capital	414		-	-
5. Treasury shares	415		(1,012,784,684)	(1,012,784,684)
6. Difference upon assets revaluation	416		-	-
7. Foreign exchange differences	417		-	-
8. Investment and development fund	418		22,399,587,678	22,399,587,678
9. Fund for support of arrangement of enterprises	419		-	-
10. Other funds	420		-	-
11. Undistributed earnings	421		168,893,859,854	175,872,883,757
- Undistributed earnings accumulated to the end of prior period	421a		165,814,326,757	25,974,737,155
- Undistributed earnings in this period	421b		3,079,533,097	149,898,146,602
12. Investment reserve for basic construction	422		-	-
II. Budget sources and other funds	430		-	-
1. Budget sources	431		-	-
2. Fund to form fixed assets	432		-	-
TOTAL RESOURCES	440		797,902,748,087	846,897,914,224



Nguyen Minh Nhat Linh
Preparer

Ho Chi Minh City, Vietnam
August 26, 2025



Nguyen Tien Dung
Chief Accountant



Nguyen Son Nam
General Director

SEPARATE INCOME STATEMENT

For the first 06 months of the year 2025

Unit: VND

ITEMS	Code	Notes	First 06 months of 2025	First 06 months of 2024
1. Revenue from sale of goods and rendering of services	01	VI.1	18,535,486,021	164,025,158,087
2. Deductions	02		-	-
3. Net revenue from sale of goods and rendering of services	10	VI.2	18,535,486,021	164,025,158,087
4. Cost of sales	11	VI.3	8,485,388,163	37,443,419,189
5. Gross profit (20 = 10 - 11)	20		10,050,097,858	126,581,738,898
6. Financial income	21	VI.4	6,033,378,664	11,609,743,974
7. Financial expenses	22	VI.5	1,129,033,762	417,753,045
<i>In which: loan interest expenses</i>	23		1,099,857,188	29,288,360
8. Selling expenses	25	VI.6a	1,177,197,542	9,574,105,106
9. General & administration expenses	26	VI.6b	10,665,400,504	7,405,769,570
10. Operating profit (30 = 20 + (21 - 22) - (25 + 26))	30		3,111,844,714	120,793,855,151
11. Other income	31	VI.7	4,033,394,081	1,388,152,939
12. Other expenses	32	VI.8	3,626,055,177	342,384,086
13. Other profit (40 = 31 - 32)	40		407,338,904	1,045,768,853
14. Net accounting profit before tax (50 = 30 + 40)	50		3,519,183,618	121,839,624,004
15. Corporate income tax - current	51	VI.10	468,808,815	20,294,005,716
16. Corporate income tax - deferred	52		(29,158,294)	1,139,239,132
17. Net profit after corporate income tax (60 = 50 - 51 - 52)	60		3,079,533,097	100,406,379,156



Nguyen Minh Nhat Linh
Preparer
Ho Chi Minh City, Vietnam
August 26, 2025



Nguyen Tien Dung
Chief Accountant



Nguyen Son Nam
General Director

SEPARATE CASH FLOW STATEMENT

(Under indirect method)

For the first 06 months of the year 2025

Unit: VND

ITEMS	Code	Notes	First 06 months of 2025	First 06 months of 2024
I. CASH FLOWS FROM OPERATING ACTIVITIES				
1. Net profit before tax	01		3,519,183,618	121,839,624,004
2. Adjustments for :				
- Depreciation of fixed assets and investment properties	02	VI.9	1,422,159,694	1,727,304,695
- Provisions	03	VI.5,6b	855,495,467	(1,643,248,112)
- Gain/losses from foreign exchange differences upon revaluation of monetary assets denominated in foreign currencies	04		-	-
- Gains/losses from investing activities	05		(6,253,378,664)	(10,230,937,432)
- Interest expense	06	VI.5	1,099,857,188	29,288,360
- Other adjustments	07		-	-
3. Profit from operating activities before changes in working capital	08		643,317,303	111,722,031,515
- Increase (-)/ decrease (+) in receivables	09		2,738,920,045	17,542,391,740
- Increase (-)/ decrease (+) in inventories	10		(988,965,381)	13,831,485,355
- Increase (+)/ decrease (-) in payables (Other than payables, income tax)	11		(22,068,393,074)	(390,428,961,725)
- Increase (-)/ decrease (+) in prepaid expenses	12		2,430,002,308	10,060,463,447
- Increase (-)/ decrease (+) in trading securities	13		-	-
- Interest paid	14		(1,099,857,188)	(30,166,127)
- Corporate income tax paid	15	V.13a	(27,921,304,745)	(28,095,001,765)
- Other receipts from operating activities	16		-	-
- Other payments on operating activities	17		-	-
Net cash inflows/(outflows) from operating activities	20		(46,266,280,732)	(265,397,757,560)
II. CASH FLOWS FROM INVESTING ACTIVITIES				
1. Purchases of fixed assets and other long-term assets	21		(216,200,000)	(12,790,923,325)
2. Proceeds from disposals of fixed assets and other long-term assets	22		242,000,000	50,000,000
3. Loans granted, purchases of debt instruments of other entities	23		(94,600,000,000)	(241,000,000,000)
4. Collection of loans, proceeds from sales of debt instruments of other entities	24		146,400,000,000	514,000,000,000
5. Investments in other entities	25		(272,140,000,000)	-
6. Proceeds from divestment in other entities	26		-	-
7. Dividends and interest received	27		25,907,672,380	11,260,859,793
Net cash inflows/(outflows) from investing activities	30		(194,406,527,620)	271,519,936,468

SEPARATE CASH FLOW STATEMENT

(Under indirect method)

For the first 06 months of the year 2025

Unit: VND

ITEMS	Code	Notes	First 06 months of 2025	First 06 months of 2024
III. CASH FLOWS FROM FINANCING ACTIVITIES				
1. Proceeds from issue of shares and capital contribution	31		-	-
2. Payments for shares returns and repurchases	32		-	-
3. Proceeds from borrowings	33	IX.1	80,000,000,000	20,024,308,196
4. Repayments of borrowings	34	IX.2	(81,484,310,000)	(8,451,132,225)
5. Payments for finance lease liabilities	35		-	-
6. Dividends paid	36		(1,069,500,230)	-
Net cash inflows/(outflows) from financing activities	40		(2,553,810,230)	11,573,175,971
Net cash inflows/(outflows) (50 = 20+ 30 + 40)	50		(243,226,618,582)	17,695,354,879
Cash and cash equivalents at the beginning of the period	60		297,162,429,717	35,782,292,673
Effect of foreign exchange differences	61		-	-
Cash and cash equivalents at the end of the period (70 = 50+60+61)	70	V.1	<u>53,935,811,135</u>	<u>53,477,647,552</u>



Nguyen Minh Nhat Linh
Preparer
Ho Chi Minh City, Vietnam
August 26, 2025



Nguyen Tien Dung
Chief Accountant



Nguyen Son Nam
General Director

NOTES TO THE SEPARATE FINANCIAL STATEMENTS*For the first 06 months of the year 2025**Unit: VND***I. BUSINESS HIGHLIGHTS****1. Establishment**

CNT Group Corporation (hereinafter referred to as "The Company") is Construction and Trading Materials Joint Stock Company which is established and operating under Enterprise Registration Certificate No. 4103001488 dated March 03, 2003 issued by the Ho Chi Minh City's Department of Planning and Investment. The 20th amended certificate dated July 30, 2025 on change of charter capital.

Structure of ownership

Joint-Stock Company

English name: CNT GROUP CORPORATION.

Short name: CNT GROUP.

Security code: CNT

Head office: Floor 2, From 9 to 19, Ho Tung Mau Street, Sai Gon Ward, Ho Chi Minh City, Viet Nam.

2. Business sector

Real estate business, construction, trading, and services.

3. The Company's principal activities

Real estate business. Real estate broker. Real estate appraisal services, Real estate exchange, Real estate consultant, Real Estate Auction, Real estate advertising, Real estate management (Excluding legal services)... To develop an investment project, Investment advice (Excluding financial and accounting advice). Industrial construction, Traffic, Irrigation, Civil works, power lines, substations, and other construction projects. Trading materials, construction materials, Interior decoration items, Concrete admixtures, Raw materials for the production of construction materials and interior decoration items, Machinery, transportation equipment for construction purposes, and handicraft products. Investing in and trading real estate, motorcycles, equipment, spare parts, transportation vehicles, electronic goods, ceramics, plastic products, rubber products, agricultural products, and food items. Trading in iron, steel, scrap materials (not conducted at the headquarters), copper, aluminum, and plastic pellets. Mining and trading of construction sand. Manufacturing of construction materials (not produced at the headquarters); Mining and trading of construction stones and gravel. Commercial advertising services. Freight forwarding and transportation services, warehousing (Not permitted to manufacture construction materials, plastics, rubber, or process perishable food products within concentrated residential areas in Ho Chi Minh City.). Manufacturing of construction materials (not produced at the headquarters), mining and trading of construction stones and gravel.

4. Normal operating cycle

Normal operating cycle of the Company lasts 12 months of the normal fiscal year beginning from January 1 and ending on December 31.

5. Operations in the fiscal period affecting the interim separate financial statements: Not applicable.**6. Total number of employees as of June 30, 2025:** 44 employees. (December 31, 2024 : 40 employees).

NOTES TO THE SEPARATE FINANCIAL STATEMENTS

For the first 06 months of the year 2025

Unit: VND

7. Enterprise Structure

7.1 List of subsidiaries:

As at June 30, 2025, the Company had four (04) directly owned subsidiaries as follows:

<i>Company's name and address</i>	<i>Principal activities</i>	<i>Percentage of owning</i>	<i>Percentage of voting right</i>
CNT Tra Duoc One-Member Company Limited Group 5, Ray Moi Hamlet, Kien Luong ward, An Giang province	Trading in construction materials and other installation equipment	100.00%	100.00%
CNT Kien Giang One-Member Company Limited Lot F07-22, Street No. 2, Ha Tien New Urban Area, Ha Tien ward, An Giang province	Real estate trading, including ownership, land user rights, or leasehold transaction	100.00%	100.00%
Blue Bay Quy Nhon Company Limited 46 Lam Van Tuong street, Quy Nhon Dong ward, Gia Lai province.	Real estate trading, including ownership, land user rights, or leasehold transaction	100.00%	100.00%
Dream1 Thu Duc Company Limited Floor 6, from 9 to 19, Ho Tung Mau street, Sai Gon Ward, Ho Chi Minh City.	Real estate trading, including ownership, land user rights, or leasehold transaction	100.00%	100.00%

7.2 List of joint ventures and associates companies:

As at June 30, 2025, The Company had two (02) associates companies as follow:

<i>Company's name and address</i>	<i>Principal activities</i>	<i>Percentage of owning</i>	<i>Percentage of voting right</i>
Southern Civil And Industrial Construction Company Limited 38E Tran Cao Van, Xuan Hoa ward, Ho Chi Minh City	Construction of civil engineering works	33.33%	33.33%
TMT Saigon Investment and Trading Joint Stock Company No. 49 Le Quoc Hung, Xom Chieu ward, Ho Chi Minh City	Trading in construction materials and other installation equipment	30.60%	30.60%

8. Disclosure on comparability of information in the interim separate financial statements

The selection of figures and information needs to be presented in the interim separate financial statements has been implemented based on the principle of comparability among corresponding accounting periods.

NOTES TO THE SEPARATE FINANCIAL STATEMENTS*For the first 06 months of the year 2025**Unit: VND***II. ACCOUNTING PERIOD AND REPORTING CURRENCY****1. Fiscal year and accounting period**

The fiscal year is from on January 01 and ended December 31 annually.

The first 06 months accounting period begins on January 01 and ends on June 30 of each year.

2. Reporting currency

Vietnam Dong (VND) is used as a currency unit for accounting records.

III. ADOPTION OF ACCOUNTING STANDARDS AND POLICIES**1. Applicable Accounting System**

The Company applies the Corporate Accounting Standards and System approved by the Ministry of Finance in Circular No. 200/2014/TT-BTC dated December 22, 2014, Circular No. 53/2016/TT-BTC dated March 21, 2016, amending and supplementing certain provisions of Circular No. 200/2014/TT-BTC, and circulars guiding the implementation of accounting standards of the Ministry of Finance on the preparation and presentation of financial statements.

2. Disclosure of compliance with Vietnamese Accounting Standards and the Vietnamese Accounting System

The Board of Management of the Company ensures compliance with the requirements of the Corporate Accounting Standards and System issued under Circular No. 200/2014/TT-BTC dated December 22, 2014, Circular No. 53/2016/TT-BTC dated March 21, 2016, amending and supplementing certain provisions of Circular No. 200/2014/TT-BTC, as well as circulars guiding the implementation of accounting standards by the Ministry of Finance in the preparation and presentation of financial statements.

IV. APPLICABLE ACCOUNTING POLICIES**1. Principles for recording cash and cash equivalents**

Cash on hand, demand deposit and cash in transit.

Cash and cash equivalents comprise term deposits and other short-term investments with an original maturity of three months or less, highly liquid, readily convertible to known amount of cash and subject to an insignificant risk of changes in value.

2. Principles for accounting financial investments**Held-to-maturity investments**

Held-to-maturity investments are term bank deposits.

Accounting for borrowings

Borrowings are the amounts granted according to contracts and agreements signed between the two parties for the purpose of periodically collecting interests and recorded at the original cost less provision for doubtful debts. The provision for doubtful debts is made on the basis of the estimates on the loss due to overdue, undue debts that are unlikely to be recovered because of the insolvency.

Investments in subsidiaries, joint ventures, and associates

An investment in a subsidiary is recognized when the Company holds more than 50% of the voting rights and has the power to control the financial and operating policies of the investee to derive economic benefits from its operations. When the Company no longer retains control over the subsidiary, the investment in the subsidiary is derecognized.

An investment in a joint venture is recognized when the Company has joint control over the financial and operating policies of the investee. When the Company no longer has joint control, the investment in the joint venture is derecognized.

NOTES TO THE SEPARATE FINANCIAL STATEMENTS*For the first 06 months of the year 2025**Unit: VND***2. Principles for accounting financial investments (cont.)**

An investment in an associate is recognized when the Company holds from 20% to less than 50% of the voting rights in the investee and has significant influence over the investee's financial and operating policy decisions.

Investments in subsidiaries, joint ventures, and associates are initially recognized at cost and are not subsequently adjusted for changes in the investor's share of the investee's net assets. The cost of the investment includes the purchase price and any directly attributable costs related to the acquisition. In cases where the investment is made in the form of non-monetary assets, the cost of the investment is recognized at the fair value of the non-monetary assets at the date of the transaction.

Provision for impairment of investments in subsidiaries, joint ventures, and associates is made when the investee incurs losses that may result in a potential loss of the Company's investment, or when the value of the investments is impaired. The basis for making such provisions is the consolidated financial statements of the investee (if the investee is a parent company), or the separate financial statements of the investee (if the investee is an independent entity without subsidiaries).

Equity investments in other entities

Equity investment in other entities represents the Company's investment in other entities' equity instruments. However, the Company does not hold any control or joint control right and exercise significant influences over the investees either.

The investments are stated at original cost including purchase price and costs directly attributable to the investment. In case of non-monetary assets investment, the investment fee should be recorded at the fair value of the non-monetary assets at the date of occurrence.

Regarding the investments the Company holds in a long time (not trading securities) and no significant influences are exercised on the investees, provision for loss will be made as follows:

- + Investments in listed equity or securities measured at fair value with reliably determinable fair values, the provision is recognized based on the market value of the securities.
- + If it is impossible to determine the investments' fair value at the reporting date, the provision will be made on the basis the loss that investee suffers. Basis for making provision for loss of investments in other entities is the consolidated financial statements of the investee (if it is a parent company) or the financial statements of the investee (if it is an independent entity without subsidiaries).

3. Principles for recording trade receivables and other receivables

Principle for recording receivables: At original cost less provision for doubtful debts.

The classifying of the receivables as trade receivables, inter-company receivables and other receivables depends on the nature of the transaction or relationship between the company and debtor.

Method of making provision for doubtful debts: Provision for doubtful debts is estimated for the loss value of the receivables, other held-to-maturity investments similar to doubtful debts that are overdue and undue, but are likely to become possibly irrecoverable due to insolvency of debtors who go bankrupt, making procedures for dissolution, go missing or run away...

4. Principles for recording inventories

Inventories are stated at original cost less (-) the provision for the decline in value of obsolete and deteriorated inventories.

Original costs are determined as follows:

- Work in progress: costs of raw materials, labor and other directly costs for producing inventories incurred in the duration of building works in progress.
- The project's work-in-progress costs include land clearance costs, consulting fees, infrastructure construction costs, project management expenses, etc

NOTES TO THE SEPARATE FINANCIAL STATEMENTS

For the first 06 months of the year 2025

Unit: VND

4. Principles for recording inventories (cont.)**Inventories property**

Property acquired or being constructed for sale in the ordinary course of the Company, rather than to be held for rental or capital appreciation is recognized as inventory. Inventory is measured at the lower of cost and net realisable value. The cost of inventory includes freehold for land, construction cost, specific costs and other related overhead costs incurred to bring the inventory to its present location and condition.

Method of calculating inventories' value: Special identification.

Method of accounting for the inventories: Perpetual method.

Method of making provision for decline in value of inventories: Provision for decline in value of inventories is made when the net realisable value of inventories is lower than their original cost. Net realisable value is the estimated selling price less the estimated costs of completion and selling expenses. Provision for decline in value of inventories is the difference between the cost of inventories greater than their net realisable value. Provision for decline in value of inventories is made for each inventory with the cost greater than the net realisable value.

5. Principles for recording fixed assets**5.1 Principles for recording tangible fixed assets**

Tangible fixed assets are stated at original cost less (-) accumulated depreciation. The initial cost of a tangible fixed asset comprises all expenditures of bringing the asset to its working condition and location for its intended use. The expenditures incurred beyond their originally assessed standard of performance are capitalised as an additional cost of tangible fixed assets when they have resulted in an increase in the future economic benefits expected to be obtained from the use of those tangible fixed assets. The expenditures which do not meet the above conditions are charged to the expenses in the period.

When the assets are sold or disposed, their original costs and the accumulated depreciation which have been written off and any gain or loss from disposal of assets are recorded in the income statement.

Determination of original costs of tangible fixed assets:

Tangible fixed assets purchased

The original cost of purchased tangible fixed assets shall consist of the actual purchase price less (-) trade discounts or reduction plus (+) taxes (excluding taxes to be refunded) and relevant expenses calculated to the time when such fixed assets are put into operation such as fees for installation and trial operation of fixed assets; specialists and other direct costs.

The original cost of a tangible fixed asset formed from capital construction under the mode of tendering shall be the finalisation price of the construction project, other relevant fees plus (+) registration fee (if any).

5.2 Method of depreciating and amortizing fixed assets

Depreciation is charged to write off the cost of fixed assets on a straight line basis over their estimated useful lives. Useful life means the duration in which the tangible fixed assets produce their effect on production and business.

The estimated useful life for assets is as follows:

<i>Buildings and structures</i>	<i>05 - 10 years</i>
<i>Machinery and equipment</i>	<i>03 - 10 years</i>
<i>Transportation and facilities</i>	<i>03 - 15 years</i>
<i>Office equipment</i>	<i>03 - 05 years</i>

NOTES TO THE SEPARATE FINANCIAL STATEMENTS*For the first 06 months of the year 2025**Unit: VND***6. Principles for recording prepaid expenses**

Prepaid expenses are all expenses that actually incurred but relate to the operating result of several accounting periods. The Company's prepaid expenses include: Selling expenses of the Ha Tien land project (such as brokerage expenses, advertising costs, and other expenses incurred in relation to land sales at the Ha Tien New Urban Area project), and other prepaid expenses.

Method of allocating prepaid expenses: The determining and allocating of prepaid expenses into costs of production and doing business of each period is on a straight-line basis. Based on the nature and level of each expense, the term of allocation is defined as follows: short-term prepaid expenses should be allocated within one year; Long-term expenses should be allocated in the term from 12 months to 36 months. Particularly, the brokerage expenses for land sales at the Ha Tien New Urban Area project are allocated based on the revenue recognized during the period.

7. Principles for recording liabilities

Liabilities are recorded at original cost and not lower than the payment obligation.

Liabilities shall be classified into trade payables, inter-company payables and other payables depending on the nature of transactions and relationship between the Company and debtors.

Liabilities must be kept records in detail according to payment schedule, creditor and other factors according to requirements of the enterprise.

At the reporting date, if it is evident that there is an unavoidable loss, an amount payable shall be recorded according to cautious rules.

8. Principles for recording accrued expenses

Accrued expenses include costs related to construction activities, consulting, surveys, design, etc., that have been incurred during the reporting period but have not yet been paid. These expenses are recognized based on reasonable estimates of amounts payable under specific contracts and agreements.

9. Principles for recognized provision liabilities

Provisions are recognized when the following conditions are satisfied: the Company has a present (legal or constructive) obligations as a result of past events; it is probable that an outflow of resources will be required to settle the obligation and the amount has been reliably estimated.

Value of provision liability being recorded: The value which is estimated to be the most reasonable for settling the present obligation at the balance sheet date.

The environmental remediation and restoration costs are accrued by the Company in accordance with Decision No. 139/QĐ-UBND issued by the People's Committee of Kien Giang Province on January 18, 2012, approving the environmental rehabilitation and restoration project for the extraction and processing of construction stone at the Tra Duoc Lon quarry in Binh Tri Commune, Kien Luong District, Kien Giang Province.

10. Principles for recording unearned revenue

Unrealized revenue is the revenue which will be recorded in correspondence with the obligations that the Company must perform in one or more following accounting periods.

Unearned revenue includes amounts received in advance from customers under land lot sale contracts for which the land has not yet been handed over.

Method of allocating unearned revenue is on the principle of conformity with obligations that the Company will perform in next one or several accounting periods.

NOTES TO THE SEPARATE FINANCIAL STATEMENTS*For the first 06 months of the year 2025**Unit: VND***11. Principle of recording borrowings**

Borrowings are total amounts the Company owes to banks, institutions, financial companies and other objects (excluding borrowings under the form of bond or preferred stock issuance which require the issuer to repurchase at a certain time in the future).

Borrowings are monitored in detail according to creditor, agreement and borrowed asset.

12. Principle of recording borrowing costs

Principles for recording borrowing costs: Borrowing costs are loan interest and other costs incurred in direct relation to borrowings of an enterprise; Borrowing costs are recognised as an expense in the year in which they are incurred, except where the borrowing costs related to borrowings in respect of the construction or production of uncompleted assets, in which case the borrowing costs incurred during the period of construction are computed in those assets' value (capitalised) as part of the cost of the assets concerned when they satisfy conditions stipulated in the VAS No. 16 "Borrowing costs".

13. Principles for recording owners' equity**Share capital**

Share capital is the amount that is initially contributed or supplemented by shareholders. Share capital will be recorded at the actual contributed capital by cash or assets calculated according to the par value of issued shares in the early establishment period or additional mobilization to expand operation.

Share premium is the difference between the cost over and above the nominal value of the first issued or additionally issued share and the differences (increase or decrease) of the actual receiving amount against the repurchase price when treasury share is reissued. In case where shares are repurchased to cancel immediately at the purchase date, shares' value recorded decrease the business capital source at purchase date is the actual repurchase price and the business resource should be written down according to the par value and share premium of the repurchased shares.

Undistributed profit

Undistributed earnings record the Company's accumulated results after net realisable value at the reporting date.

The distribution of profit is based on the charter of the Company approved by the annual shareholder meeting.

14. Principles for recording treasury shares

The owners' equity instruments acquired by the Company (treasury share) are recorded at original cost and deducted into the owners' equity. The Company does not record gain (loss) when purchasing, selling, issuing or cancelling its equity instruments. Upon reissue, the difference between reissue price and cost will be recorded in item "Share premium".

NOTES TO THE SEPARATE FINANCIAL STATEMENTS*For the first 06 months of the year 2025**Unit: VND***15. Principles for recording revenues and other income****Revenue from goods sold**

Revenue from sales is recognized when all 5 following conditions have been satisfied: 1) The enterprise has transferred to the buyer the significant risks and rewards of ownership of the goods; 2) The enterprise retains neither continuing managerial involvement as an owner nor effective control over the goods sold; 3) The amount of revenue can be measured reliably; 4) The economic benefits associated with the transaction has flown or will flow to the enterprise; 5) The costs incurred or to be incurred in respect of the transaction can be measured reliably.

Revenue from service rendered

Revenue from services rendered is recorded when the result of the supply of services is determined reliably. In case where the services are rendered in several periods, the revenue will be recorded by the part of completed works at the balance sheet. Revenue from services rendered is determined when the following four conditions have been satisfied: 1. The revenue is determined firmly; 2. The economic benefits associated with the transaction has flown or will flow from the supply of the services; 3. Part of completed works can be determined at the balance sheet date; 4. The costs incurred or to be incurred in respect of the transaction can be measured reliably.

If the contract's results can not be determined firmly, the revenue will be recorded at the recoverable level of expenses recorded.

Revenue from asset lease

Revenue from asset lease is recorded on the principle of allocating advanced lease amount in conformity with lease term.

Revenue from sale of real estate

For works, work items of which enterprises being investors: Recording turnovers from sales of real estate must satisfy five following conditions: 1. The real estate has completed and transferred to the buyers, enterprises have transferred risks and benefits associated with ownership of the real estate to the buyers; 2. Enterprises no longer hold the right to manage the real estate as real estate's owners or the right to control the real estate; 3. The turnover is determined reliably; 4. Enterprises have received or will receive economic benefits from the sales of the real estate; 5. Costs related to sales of the real estate may be determined.

For real estate divided into plots for sale: The investors record the turnovers for the plot sold if satisfy the following conditions: 1. Risks and benefits associated with the land use rights are transferred to the buyer; 2. The turnover is determined reliably; 3. Costs related to sale of plots may be determined; 4. Enterprises have received or will receive economic benefits from sales of the plots.

NOTES TO THE SEPARATE FINANCIAL STATEMENTS*For the first 06 months of the year 2025**Unit: VND***15. Principles for recording revenues and other income (cont.)****Principles for recording financial income**

Financial incomes include interests from demand deposits and other financial incomes.

Income arising from interests, royalties, distributed dividends and profits of the enterprises shall be recognized if they simultaneously satisfy the two (2) conditions below 1. It is possible to obtain economic benefits from the concerned transactions; 2. Income is determined with relative certainty.

- Interests recognized on the basis of the actual time and interest rates in each period;

When an amount which has been recorded as an income becomes irrecoverable, such irrecoverable or uncertainly recoverable amount must be accounted as expense incurred in the period, but not recorded as income decrease.

16. Principles and method of recording cost of goods sold**Cost of goods sold and services rendered**

The cost of goods sold and services provided during the year is recorded in the income statement based on the costs incurred from goods, materials sold, and other costs provided during the year. The cost of goods is recognized at the time the transaction occurs or when it is relatively certain that it will arise in the future, regardless of whether the payment has been made or not. The cost of goods sold and revenue are recognized simultaneously in accordance with the matching principle. Costs exceeding the normal consumption level are immediately recorded in the cost of goods sold based on the prudence principle.

Cost of real estate business

The cost of real estate sold during the year is recognised in the income statement is determined with reference to the specific costs incurred on the property sold and an allocation of any non-specific costs based on the relative size of the property sold.

From 2003 to 2017, the Company recorded the cost of goods sold for the business activities of the Ha Tien New Urban Area infrastructure investment project based on an estimated fixed percentage of revenue, rather than the actual costs incurred for the project. From 2018 up to the date of this financial statement, the Company has recorded the cost of goods sold for the business activities of the infrastructure investment project based on the budget approved by the Company's Board of Directors. This change in accounting estimate by the Company's Board of Management was based on reasonable estimates at each stage of the project. The cumulative cost of goods sold for this real estate project will be adjusted and fully recorded at the time of final settlement of the project

17. Selling expenses and general and administrative expenses

Selling expenses represent expenses incurred during the process of selling products such as sales commission expenses.

General and administrative expenses represent common expenses, which include payroll costs for office employees' (salaries, wages, allowances, etc.); social insurance, health insurance, trade union fees and unemployment insurance; stationery expenses, material expenses, depreciation expenses of fixed assets used for administration activities; land rental, license tax; provision for doubtful debts; utility services (electricity expenses, water expenses, phone, fax, warranty expenses, etc.); sundry expenses (entertainment, customer conference, etc...)

NOTES TO THE SEPARATE FINANCIAL STATEMENTS*For the first 06 months of the year 2025**Unit: VND***18. Principles and methods of recording corporate income tax (CIT)**

Corporate income tax includes current corporate income tax and deferred corporate income tax incurred in the period and set basis for determining operating result after tax in current fiscal year.

Current tax: is the tax payable on the taxable income and tax rate enacted in current year in accordance with the law on corporate income tax.

Deferred income tax liabilities are the amounts of income tax payable in the future periods arising from the recording of the deferred income tax payable in the year and reversing the deferred income tax being recorded from prior years. The Company does not record in this account the deferred income tax assets or deferred income tax liabilities arising from the transactions being recorded directly in the owners' equity.

Deferred income tax asset is the reduction of deferred tax payable arising from the recording of the deferred income tax payable in the period and reversing the deferred income tax being recorded from prior years.

Deferred income tax assets and deferred income tax liabilities are offset when the Company has the legal right to offset current income tax assets against current income tax liabilities and the deferred income tax assets and deferred income tax liabilities are relevant to corporate income tax which is under the management of one tax authority of the same subject to corporate income tax and the Company has intention to pay current income tax liabilities and current income tax assets on a net basis.

The tax amounts payable to the State budget will be finalized with the tax office. Differences between the tax amounts payable specified in the book and the tax amounts under finalization will be adjusted when the tax finalization has been issued by the tax office.

In 2025, the corporate income tax rate applied to the Company's business performance is 20%

19. Financial instruments**Initial recognition****Financial assets**

Financial assets within the scope of Circular No. 210 /2009/TT-BTC issued by the Ministry of Finance on November 06, 2009 ("Circular 210") are classified, for disclosures in the notes to the financial statements, into financial assets recognized at fair value through the Income Statement, borrowings and receivables or available-for-sale financial assets as appropriate. The Company determines the classification of its financial assets at initial recognition.

All financial assets are recognised initially at cost plus directly attributable transaction costs.

The Company's financial assets include cash, short-term deposits, trade accounts receivables and other receivables and loan receivables.

NOTES TO THE SEPARATE FINANCIAL STATEMENTS*For the first 06 months of the year 2025**Unit: VND***19. Financial instruments (cont.)****Financial liabilities**

Financial liabilities within the scope of Circular 210 are classified, for disclosures in the notes to the financial statements are appropriately classified as financial liabilities recognized through the Income Statement. The Company determines the classification of its financial liabilities at initial recognition.

All financial liabilities are recognised initially at cost, net of directly attributable transaction costs.

The Company's financial liabilities include trade and other payable, loans and borrowings.

Subsequent re-measurement

Currently, there is no requirement to remeasure the value of financial instruments after initial recognition.

Offsetting of financial instruments

Financial assets and financial liabilities are offset and the net amount reported in the balance sheet if, and only if, there is a currently enforceable legal right to offset the recognised amounts and there is an intention to settle on a net basis, or to realise the assets and settle the liabilities simultaneously.

20. Related parties

Related parties include enterprises and individuals who, directly or indirectly through one or more intermediaries, have control over or are controlled by the Company. Related parties also include entities and individuals who directly or indirectly hold voting rights and have significant influence over the Company, key management personnel such as the Board of Directors and the Board of Management, close family members of these individuals, as well as entities affiliated with or associated with these individuals. When assessing each related party relationship, the substance of the relationship is considered rather than its legal form.

21. Segment reporting

A segment is a distinguishable component of the Company that is engaged either in producing or providing related products or services (business segment), or in producing or providing products or services within a particular economic environment (geographical segment), which is subject to risks and rewards that are different from those of other segments.

NOTES TO THE SEPARATE FINANCIAL STATEMENTS

For the first 06 months of the year 2025

Unit: VND

V. ADDITIONAL INFORMATION FOR ITEMS SHOWN IN THE STATEMENT OF FINANCIAL POSITION

1. Cash and cash equivalents	Jun. 30, 2025	Jan. 01, 2025
Cash	2,935,811,135	117,162,429,717
Cash on hand	182,072,363	630,826,505
Demand deposits at banks	2,753,738,772	116,531,603,212
Cash equivalents	51,000,000,000	180,000,000,000
Term deposits with a maturity of less than 03 months (*)	51,000,000,000	180,000,000,000
Total	53,935,811,135	297,162,429,717

(*) Term deposits with maturities of less than 3 months bear interest rates ranging from 4.1% to 4.2% per annum.

2. Financial investments - see page 40 - 42.

3. Short-term trade receivables	Jun. 30, 2025		Jan. 01, 2025	
	Value	Provision	Value	Provision
Trade receivables from related parties (refer to note X.3)	4,196,213,754	-	4,179,713,754	-
Xuan Giang Company Limited	68,945,492,374	(68,945,492,374)	68,945,492,374	(68,945,492,374)
Tra My Trading Company Limited	22,747,360,234	(22,747,360,234)	22,747,360,234	(22,747,360,234)
Other customers	127,492,629,197	(124,652,048,968)	129,211,902,019	(125,325,730,075)
Total	223,381,695,559	(216,344,901,576)	225,084,468,381	(217,018,582,683)

4. Short - terms prepayments to suppliers	Jun. 30, 2025		Jan. 01, 2025	
	Value	Provision	Value	Provision
Hai Son Company Limited	5,000,000,000	(1,500,000,000)	5,000,000,000	-
SaiGon - GiaDinh Real Estate Joint Stock Company	3,152,685,510	(3,152,685,510)	3,152,685,510	(3,152,685,510)
Binh Duong Investment and Trade Joint - Stock Company	1,330,000,000	(1,330,000,000)	1,330,000,000	(1,330,000,000)
Other suppliers	2,596,318,076	(1,678,276,350)	3,718,862,948	(1,678,276,350)
Total	12,079,003,586	(7,660,961,860)	13,201,548,458	(6,160,961,860)

NOTES TO THE SEPARATE FINANCIAL STATEMENTS

For the first 06 months of the year 2025

Unit: VND

5. Receivables from loans	Jun. 30, 2025		Jan. 01, 2025	
	Value	Provision	Value	Provision
a. Short-terms	-	-	400,000,000	-
Loan receivables from related parties (refer to note X.3)	-	-	400,000,000	-
b. Long-terms	200,000,000	(200,000,000)	200,000,000	(200,000,000)
Loan receivables from related parties (refer to note X.3)	200,000,000	(200,000,000)	200,000,000	(200,000,000)
Total	200,000,000	(200,000,000)	600,000,000	(200,000,000)

6. Other receivables	Jun. 30, 2025		Jan. 01, 2025	
	Value	Provision	Value	Provision
a. Short - terms	59,210,926,443	(6,004,857,475)	77,919,355,298	(6,004,857,475)
Advances	46,822,408,266	(3,974,823,135)	45,187,403,616	(3,974,823,135)
Advance for project development (*)	40,000,000,000	-	40,000,000,000	-
Advances to employees	6,822,408,266	(3,974,823,135)	5,187,403,616	(3,974,823,135)
Other receivables	12,388,518,177	(2,030,034,340)	32,731,951,682	(2,030,034,340)
From related parties (refer to note X.3)	-	-	19,580,212,253	-
Accrued interest receivables	1,883,458,262	-	2,564,126,027	-
Song Da Urban Investment Contruction and Development Joint Stock Company (**)	8,047,767,710	-	8,047,767,710	-
Other receivables	2,457,292,205	(2,030,034,340)	2,539,845,692	(2,030,034,340)
b. Long - terms	2,628,251,251	-	3,208,251,251	-
Deposit, mortgages or collaterals	2,628,251,251	-	3,208,251,251	-
Total	61,839,177,694	(6,004,857,475)	81,127,606,549	(6,004,857,475)

(*) This is the advance payment for Mr. Tran Cong Quy (related party) according to the Minutes of the Board of Directors' Meeting No. 22/BB-HĐQT dated December 30, 2021, regarding the collection of land funds for the Company's project development.

(**) This receivable is pending clearance as the related legal procedures have not yet been completed as agreed.

7. Bad debts - see page 43 - 44.

NOTES TO THE SEPARATE FINANCIAL STATEMENTS

For the first 06 months of the year 2025

Unit: VND

8. Inventories	Jun. 30, 2025		Jan. 01, 2025	
	Cost	Provision	Cost	Provision
Raw materials	-	-	12,683,532	-
Work in process	86,690,140,839	-	85,743,720,480	-
<i>Ha Tien New Urban Area Project</i>	<i>44,023,716,751</i>	-	<i>45,583,850,913</i>	-
<i>Buon Ma Thuot Project</i>	<i>134,843,545</i>	-	<i>134,843,545</i>	-
<i>Quy Nhon – Binh Dinh Commercial Apartment Project</i>	<i>42,531,580,543</i>	-	<i>40,025,026,022</i>	-
Goods	26,121,998,878	-	26,066,770,324	-
<i>Goods</i>	<i>281,842,937</i>	-	<i>281,842,937</i>	-
<i>Real Estate Goods (*)</i>	<i>25,840,155,941</i>	-	<i>25,784,927,387</i>	-
Total	112,812,139,717	-	111,823,174,336	-

(*) Real estate goods reflects the value of purchased and invested land lots with detailed as follows:

	Jun. 30, 2025		Jan. 01, 2025	
	Cost	Provision	Cost	Provision
Cu Chi real estate goods	6,266,509,562	-	6,266,509,562	-
Long An real estate goods	11,706,300,000	-	11,706,300,000	-
Vung Tau real estate goods	6,094,421,000	-	6,094,421,000	-
Other	1,772,925,379	-	1,717,696,825	-
Total	25,840,155,941	-	25,784,927,387	-

The company has used the Property Rights arising from the Ha Tien City New Urban Area Project as collateral for a loan at the Joint Stock Commercial Bank for Foreign Trade of Vietnam (refer to note V.17 - Loans).

9. Tangible fixed assets - see page 45.

NOTES TO THE SEPARATE FINANCIAL STATEMENTS

For the first 06 months of the year 2025

Unit: VND

10. Prepaid expenses			Jun. 30, 2025	Jan. 01, 2025
a. Short-terms			7,041,055,459	8,787,747,890
Selling expenses of the Ha Tien land project			6,374,605,823	8,658,998,349
Other expenses			666,449,636	128,749,541
b. Long-terms			243,922,251	1,179,232,128
Office repair expenses			198,338,304	866,453,535
Other expenses			45,583,947	312,778,593
Total			7,284,977,710	9,966,980,018
11. Short-term trade payables			Jun. 30, 2025	Jan. 01, 2025
	Value	Amount be able to pay	Value	Amount be able to pay
135 Construction Investment Project Joint Stock Company	1,203,554,050	1,203,554,050	1,203,554,050	1,203,554,050
ILY FUR Joint Stock Company	750,389,768	750,389,768	750,389,768	750,389,768
Hoan Phat Kien Giang One Member Company Limited	719,831,938	719,831,938	681,167,938	681,167,938
Other suppliers	637,477,867	637,477,867	1,647,787,644	1,647,787,644
Total	3,311,253,623	3,311,253,623	4,282,899,400	4,282,899,400
12. Short-term advances from customers			Jun. 30, 2025	Jan. 01, 2025
Customer buying land in Ha Tien			7,973,049,679	21,789,096,320
Other customers			7,943,430	58,484,460
Total			7,980,993,109	21,847,580,780

NOTES TO THE SEPARATE FINANCIAL STATEMENTS

For the first 06 months of the year 2025

Unit: VND

13. Taxes and payables/receivable to the State Budget

	Jan. 01, 2025	Payable amounts	Paid amounts	Jun. 30, 2025
a. Payables				
VAT on good sold/ services rendered	-	529,424,445	5,276,505	524,147,940
Corporate income tax	27,971,273,613	468,808,815	27,921,304,745	518,777,683
Personal income tax	501,342,009	37,287,567	408,457,964	130,171,612
Natural resource tax	-	4,000,000	4,000,000	-
Total	28,472,615,622	1,039,520,827	28,339,039,214	1,173,097,235
b. Receivables				
Import/Export duties over paid	779,770,694	-	-	779,770,694
Total	779,770,694	-	-	779,770,694

14. Short-term accrued expenses

	Jun. 30, 2025	Jan. 01, 2025
Ha Tien land project expenses	34,027,243,394	39,246,580,994
Other payables	538,835,343	569,487,757
Total	34,566,078,737	39,816,068,751

15. Short-term unearned revenues

	Jun. 30, 2025	Jan. 01, 2025
Revenue collected according to the progress of Ha Tien land project	26,497,215,459	25,573,886,146
Total	26,497,215,459	25,573,886,146

16. Short - term accrued expenses

	Jun. 30, 2025	Jan. 01, 2025
Short-term deposits and collaterals received	50,000,000	50,000,000
Other payables and accruals	9,821,616,864	3,156,955,713
Vietnam Machinery Installation Corporation	-	2,091,442,684
Dividends payable	8,945,798,890	-
Others	875,817,974	1,065,513,029
Total	9,871,616,864	3,206,955,713

NOTES TO THE SEPARATE FINANCIAL STATEMENTS

For the first 06 months of the year 2025

Unit: VND

17. Borrowings	Jun. 30, 2025		Jan. 01, 2025	
	Value	Amount be able to pay	Value	Amount be able to pay
a. Current portion of long-term borrowings	1,484,310,000	1,484,310,000	2,968,620,000	2,968,620,000
Vietnam Joint Stock Commercial Bank for Foreign Trade – Tay Sai Gon Branch (1)	1,484,310,000	1,484,310,000	2,968,620,000	2,968,620,000
b. Long-term borrowings	15,132,175,036	15,132,175,036	15,132,175,036	15,132,175,036
Vietnam Joint Stock Commercial Bank for Foreign Trade – Tay Sai Gon Branch (1)	15,132,175,036	15,132,175,036	15,132,175,036	15,132,175,036
Total	16,616,485,036	16,616,485,036	18,100,795,036	18,100,795,036

(1) Borrowings from the Vietnam Joint Stock Commercial Bank for Foreign Trade – Tay Sai Gon Branch under the medium and long-term borrowing agreement on a per-drawdown basis, Contract No. 017/24/02/0006 dated February 28, 2024, with details as follows:

Maximum borrowing amount: 19,300,000,000 VND.

Borrowing term: Maximum of 84 months from the day following the disbursement date of the the borrowing .

Interest rate: According to the debt acknowledgment and each disbursement, ranging from 6.8% to 9% per annum.

Purpose of borrowing: To finance lawful and valid medium and long-term credit needs, serving the payment of investment costs for an office combined with housing for the company's employees at the Ha Tien New Urban Area.

Mortgage: Land use rights at the Ha Tien New Urban Area project.

18. Short-term provisions	Jun. 30, 2025	Jan. 01, 2025
Environmental improvement and restoration expenses (*)	2,148,201,284	2,148,201,284
(*) These are expenses for environmental improvement as per Decision No. 139/QĐ-UBND of the Kien Giang Province People's Committee dated January 18, 2012, regarding the approval of the project for environmental improvement and restoration related to the exploitation and processing of construction stone at the Tra Duoc Lon Mountain quarry in Binh Tri commune, Kien Luong district, Kien Giang province.		
19. Deferred income tax assets and deferred income tax liabilities	Jun. 30, 2025	Jan. 01, 2025
Deferred income tax assets		
- CIT rate used for determining deferred income tax assets		
Provisions payable and accruals	20%	20%
Temporary collected amount from real business activities	1%	1%
- Deferred income tax assets related to deductible temporary differences		
Provisions payable and accruals	456,206,926	436,281,926
Temporary collected amount from real estate business activities	264,972,155	255,738,861
Total	721,179,081	692,020,787

NOTES TO THE SEPARATE FINANCIAL STATEMENTS

For the first 06 months of the year 2025

Unit: VND

20. Owners' equity

a. Comparison schedule for changes in Owner's equity - See page 46.

b. Owner's equity	% of shareholding	Jun. 30, 2025	Jan. 01, 2025
Hong Ma Joint Stock Company	88.00%	443,456,508,000	443,456,508,000
Other shareholders	12.00%	60,471,342,000	60,471,342,000
Total	100.00%	503,927,850,000	503,927,850,000

c. Capital transactions with owners and distribution of dividends, profits

	First 06 months of 2025	First 06 months of 2024
Owner's equity	503,927,850,000	503,927,850,000
<i>Beginning balance</i>	503,927,850,000	400,150,690,000
<i>Capital increase during the period</i>	-	103,777,160,000
<i>Ending balance</i>	503,927,850,000	503,927,850,000
Dividends, profit by cash	1,069,500,230	-

d. Share

	Jun. 30, 2025	Jan. 01, 2025
Number of ordinary shares registered for issue	50,392,785	50,392,785
Number of ordinary shares sold to public	50,392,785	50,392,785
<i>Ordinary share</i>	50,392,785	50,392,785
Number of shares repurchased	100,000	100,000
<i>Ordinary share</i>	100,000	100,000
Number of ordinary shares outstanding	50,292,785	50,292,785
<i>Ordinary share</i>	50,292,785	50,292,785
<i>Par value: VND/share.</i>	10,000	10,000

f. Funds

	Jun. 30, 2025	Jan. 01, 2025
Investment and development fund	22,399,587,678	22,399,587,678
Total	22,399,587,678	22,399,587,678

* Purpose of setting up and using the enterprise's funds:

Investment and Development Fund is appropriated from after-tax CIT profits and is used for investing in expanding the scale of production and business or for in-depth investment in the enterprise

NOTES TO THE SEPARATE FINANCIAL STATEMENTS*For the first 06 months of the year 2025**Unit: VND*

21. Off-balance sheet items	Jun. 30, 2025	Jan. 01, 2025
Operating financial lease: Total minimum rentals in the future of the uncanceled assets lease contract		
Within 1 year	311,556,422	931,410,000
From 1 year to 5 years	996,250,000	838,600,000
Over 5 years	1,660,416,670	1,959,291,670
Total	2,968,223,092	3,729,301,670

The Company is leasing premises at the following locations: (1) New Urban Area Project, Quarter 2, Ha Tien ward, An Giang province; (2) Floor 2, From 9 to 19 Ho Tung Mau street, Sai Gon Ward, Ho Chi Minh City, under lease agreements for premises and office lease agreements.

VI. ADDITIONAL INFORMATION FOR ITEMS IN THE INCOME STATEMENT

	First 06 months of 2025	First 06 months of 2024
1. Revenue from sale of goods and rendering of service		
Revenue from stone quarrying	-	16,937,320,350
Revenue from rendering of services	3,022,577,800	3,052,186,808
Revenue from investment property	15,512,908,221	144,035,650,929
Total	18,535,486,021	164,025,158,087
2. Net revenue from sale of goods and rendering of services		
Net revenue from stone quarrying	-	16,937,320,350
Net revenue from rendering of services	3,022,577,800	3,052,186,808
Net revenue from investment property	15,512,908,221	144,035,650,929
Total	18,535,486,021	164,025,158,087
3. Cost of goods sold		
Cost of stone quarrying	3,579,539,618	16,839,057,989
Cost of services rendered	2,703,097,080	2,842,146,982
Operating cost of investment properties	2,202,751,465	17,762,214,218
Total	8,485,388,163	37,443,419,189
4. Finance income		
Interest income from deposits, loans	5,838,494,167	10,331,270,757
Interest income on late payment	-	1,278,473,217
Dividends, profit paid	194,884,497	-
Total	6,033,378,664	11,609,743,974

NOTES TO THE SEPARATE FINANCIAL STATEMENTS

For the first 06 months of the year 2025

Unit: VND

	First 06 months of 2025	First 06 months of 2024
5. Finance expenses		
Loan interest	1,099,857,188	29,288,360
Provision/(reversal of provision) for investment losses	29,176,574	388,464,685
Total	1,129,033,762	417,753,045
	First 06 months of 2025	First 06 months of 2024
6. Selling expenses and General and administration expenses		
a. Selling expenses		
External service expenses	1,177,197,542	9,574,105,106
Total	1,177,197,542	9,574,105,106
b. General and administration expenses		
Employee expenses	5,840,633,261	5,773,643,705
Depreciation expenses	286,286,982	280,725,462
Taxes, fees and duties	4,000,000	4,000,000
Provision/(reversal of provision) for doubtful debts	826,318,893	(2,031,712,797)
Other sundry expenses by cash	3,708,161,368	3,379,113,200
Total	10,665,400,504	7,405,769,570
	First 06 months of 2025	First 06 months of 2024
7. Other income		
Gains on disposal of fixed assets (*)	220,000,000	-
Fines for contract breaches	3,756,454,942	1,366,622,939
Others	56,939,139	21,530,000
Total	4,033,394,081	1,388,152,939
	First 06 months of 2025	First 06 months of 2024
(*) Notes on the disposal of fixed assets		
Disposal of fixed assets	220,000,000	50,000,000
Ending carrying value of fixed assets and disposal expenses of fixed assets	-	150,333,325
Gains/(losses) on disposal of fixed assets	220,000,000	(100,333,325)
	First 06 months of 2025	First 06 months of 2024
8. Other expenses		
Loss on disposal of fixed assets	-	100,333,325
Sales commission expenses	1,422,580,424	-
Enforcement expenses	18,000,000	18,620,761
Fines for contract breaches	1,933,713,624	-
Others	251,761,129	223,430,000
Total	3,626,055,177	342,384,086

NOTES TO THE SEPARATE FINANCIAL STATEMENTS*For the first 06 months of the year 2025**Unit: VND*

	First 06 months of 2025	First 06 months of 2024
9. Production and business costs by element		
Raw materials	2,202,751,465	18,265,027,904
Labour costs	6,239,439,573	7,101,316,252
Depreciation	1,422,159,694	1,727,304,695
External service expenses	5,561,009,194	14,137,378,492
Other expenses	4,902,626,283	13,192,266,522
Total	20,327,986,209	54,423,293,865
	First 06 months of 2025	First 06 months of 2024
10. Current tax expense		
1. Total accounting profit before tax	3,519,183,618	121,839,624,004
- Income from Ha Tien Land business	2,297,877,603	107,265,849,238
- Others	1,221,306,015	14,573,774,766
2. Adjustments increasing or decreasing accounting profit to determine taxable income for CIT	37,915,000	(1,063,438,152)
- Adjustments to increase	37,915,000	668,826,645
Non-deductible expenses	37,915,000	360,786,762
Accrued expenses	-	308,039,883
- Adjustments to decrease	-	1,732,264,797
Dividends, profit distributed	-	1,732,264,797
3. Current CIT payable (1+2)	3,557,098,618	120,776,185,852
Taxable income from real estate business activities	2,297,877,603	107,265,849,238
Taxable income (loss) from ordinary business activities	1,259,221,015	13,510,336,614
4. Loss transfer	(1,259,221,015)	(13,510,336,614)
5. Taxable income after loss transfer	2,297,877,603	107,265,849,238
CIT Rate	20%	20%
CIT payable	459,575,521	21,453,169,848
1% Provisional Tax on Real Estate Revenue	9,233,294	(1,159,164,132)
6. CIT expenses based on the current year's taxable income(*)	468,808,815	20,294,005,716

(*) The Company's tax finalization will be subject to inspection by the tax authorities. As the application of tax laws and regulations to various types of transactions can be interpreted in different ways, the tax amount presented in the Separate Financial Statements may be adjusted based on the tax authorities' decisions.

VII. OBJECTIVES AND FINANCIAL RISKS MANAGEMENT POLICIES

Major risks of financial instruments include market risk, credit risk and liquidity risk.

The Board of Management considers the application of management policies for the above risks as follows:

NOTES TO THE SEPARATE FINANCIAL STATEMENTS

For the first 06 months of the year 2025

Unit: VND

1. Market risk

Market risk is the risk that the fair value of future cash flows of a financial instrument will fluctuate due to the changes in market prices. There are three market risks: interest rate risk, foreign exchange risk and other price risks, for example risk of stock price. Financial instruments affected by the market risks include: borrowings, liabilities and deposits.

The following sensibility analysis relates to the financial position of the Company as at June 30, 2025 and June 30, 2024.

The sensitivity analysis has been prepared on the basis that the amount of net debt, the ratio of fixed to floating interest rates of the debt and the proportion of financial instruments in foreign currencies are all constant.

When calculating the sensibility analysis, the Board of Management assumes that the sensibility of available-for-sale liability in the balance sheet and related items in the income statement is affected by changes in the assumption of corresponding market risks. This analysis is based on the financial assets and liabilities that the Company held as at June 30, 2025 and June 30, 2024.

Interest rate risk

Interest rate risk is the risk that the fair value or future cash flows of a financial instrument will fluctuate due to the changes in market prices. Market risks due to change in interest rate of the Company mainly relate to: trade receivables, other receivables, borrowings and liabilities, cash and short-term deposits.

The Company manages the interest rate risk by analyzing the competition status in the market in order to apply the interest rate that brings benefits to the Company and still in the limit of its risk management.

Sensibility to interest rate

The sensibility of liabilities, cash and short-term deposits of the Company to changes that may occur at reasonable level in the interest rate is illustrated as follows:

Assuming that other variables remain constant, the fluctuation in the interest rate of cash and short-term deposits with floating interest rate makes impact on the Company's profit before tax as follows:

	<i>Increase/Decrease of basic points</i>	<i>Influences on profit before tax</i>
For the first 06 months of 2025		
VND	+100	1,321,193,261
VND	-100	(1,321,193,261)
For the first 06 months of 2024		
VND	+100	2,435,154,716
VND	-100	(2,435,154,716)

Increase/decrease of basic points being used to analyze the sensibility to the interest rate is assumed on the basis of observable conditions of current market. These conditions show that the fluctuation is insignificantly greater than prior periods.

Real estates investment

The Company has determined the following risks related to the list of real estates investment: (i) Expenses of development project may increase in case of the delay in making plan. The Company has hired consultants who are specialized in requirement of specific planning in the project scale in order to decrease risks that may arise in the duration of planning; (ii) Risk of the fair value of investment in real estates due to basis factors arisen from market and customers.

NOTES TO THE SEPARATE FINANCIAL STATEMENTS*For the first 06 months of the year 2025**Unit: VND***2. Credit risk**

Credit risk is the risk due to the uncertainty in a counterparty's ability to meet its obligations causing the financial loss. The Company bears credit risks from production and doing business activities (mainly trade receivables) and from its financial activities including deposits, foreign exchange transactions and other financial instruments.

Trade receivables

The Company minimizes the credit risk by only doing business with entities who have good financial capacity and closely keeping track of the liabilities to speed up the recovery of debts. On the basis of this method and receivables related to different customers, the credit risk does not concentrate on a certain customer.

Loan receivables

The Company mitigates credit risk by only allowing member companies to borrow money with limits, loan durations, and borrowing purposes regulated internally by the Company and specified in individual contracts. The Company considers the credit risk related to receivables from lending to be low.

Deposit

The Company mainly maintains deposits in big and prestigious banks in Vietnam. The Company realized that the concentration level of credit exposure to deposits is low.

3. Liquidity risk

Liquidity risk is the risk that arises from the difficulty in fulfilling financial obligations due to lack of capital. The liquidity risk of the Company mainly arises from difference of maturity of the financial assets and liabilities.

The Company supervises liquidity risk by maintaining an amount of cash, cash equivalents and borrowings from banks at the level that the Board of Management considers as sufficient to satisfy the Company's activities and minimize influences of changes in cash flows.

The following table summarizes liquidity deadline of the Company's financial liabilities on the basis of estimated payments in accordance with contract which are not discounted:

As at June 30, 2025	<i>Under 1 year</i>	<i>From 1-5 years</i>	<i>Over 5 years</i>	<i>Total</i>
Borrowings and liabilities	1,484,310,000	15,132,175,036	-	16,616,485,036
Trade payables	3,311,253,623	-	-	3,311,253,623
Other payables and other expenses	44,437,695,601	-	-	44,437,695,601
Total	49,233,259,224	15,132,175,036	-	64,365,434,260
As at December 31, 2024				
Borrowings and liabilities	2,968,620,000	15,132,175,036	-	18,100,795,036
Trade payables	4,282,899,400	-	-	4,282,899,400
Other payables and other expenses	43,023,024,464	-	-	43,023,024,464
Total	50,274,543,864	15,132,175,036	-	65,406,718,900

The Company is able to access capital sources and with regards to due borrowings within 12 months, the Company may continue to be lent by its current creditors.

NOTES TO THE SEPARATE FINANCIAL STATEMENTS*For the first 06 months of the year 2025**Unit: VND***3. Liquidity risk (cont.)****Secured assets**

The Company has used the land use rights in Ha Tien New Urban Area as secured assets for the Company's long-term borrowings (refer to Note V.17 - Borrowings)

VIII. FINANCIAL ASSETS AND LIABILITIES - See page 47.

The fair value of financial assets and financial liabilities is stated at the value that the financial instruments are convertible in present transaction among partners, except for compulsory sale or disposal.

The Company uses the following methods and assumptions to estimate the fair value:

The fair value of cash on hand and short-term deposits, trade receivables, trade payables and other short-term liabilities is equivalent to the book value of these items because these instruments are in short-term.

The fair value of securities and listed financial liabilities is determined at market value.

Except for the above-mentioned items, the fair value of financial assets and financial liabilities has not been valued and determined officially as at June 30, 2025 and December 31, 2024. However, the Board of Management has assessed that the fair value of financial assets and liabilities is not significantly different from the book value at the fiscal year end.

IX. ADDITIONAL INFORMATION FOR ITEMS IN THE CASH FLOW

	First 06 months of 2025	First 06 months of 2024
1. Actual cash received from borrowings		
- Cash received from normal borrowing agreements	80,000,000,000	20,024,308,196
2. Actual cash payment of borrowings	First 06 months of 2025	First 06 months of 2024
- Cash payment for normal borrowing agreements	(81,484,310,000)	(8,451,132,225)

X. OTHER INFORMATION**1. Contingent liabilities, commitments and other information**

None of these contingent liabilities, commitments and other important financial information that occurred since the period of the year that need to be adjusted or noted in the interim financial statements.

NOTES TO THE SEPARATE FINANCIAL STATEMENTS*For the first 06 months of the year 2025**Unit: VND***2. Subsequent events**

On May 15, 2025, the Board of Directors approved Resolution No. 05/NQ-HDQT regarding the implementation of the plan to issue shares for dividend payment for the year 2024. The number of shares to be issued is 15,087,835 shares, with a total par value of VND 150,878,350,000. On July 24, 2025, the Company received Official Letter No. 5885/CNVSDC from the Vietnam Securities Depository and Clearing Corporation regarding the certification of adjustment to the registered number of shares and completed the 20th amendment of its Enterprise Registration Certificate on July 30, 2025.

On July 3, 2025, CNT Group Corporation (CNT) and BlueBay Quy Nhon Company Limited (BlueBay) signed Investment Cooperation Contract No. 40/2025/HĐ/CNT-BLUE. Accordingly, the two parties agreed to jointly invest in the development and operation of real estate projects located in the Southwest Urban Area of Cau Long Van, Quy Nhon Bac ward, Gia Lai province, with a provisional total construction investment capital of VND 1,081,585,365,838. Investment structure: Both parties participate in capital contribution for the implementation of the project, with the transaction account maintained at a bank opened by CNT. The total capital contribution is VND 400,000,000,000, of which BlueBay contributes VND 260,000,000,000 and CNT contributes VND 140,000,000,000. As of the date of preparation of these interim financial statements, CNT has received VND 142,000,000,000 in capital contribution from BlueBay.

3. Transactions with related parties

Significant transactions and balances with related parties:

Related party	Relationship
Hong Ma Joint Stock Company	Parent Company
CNT Tra Duoc One-Member Company Limited	Subsidiary
CNT Kien Giang One-Member Company Limited	Subsidiary
Dream 1 Thu Duc Limited Company	Subsidiary
Blue Bay Quy Nhon Company Limited	Subsidiary
TMT Saigon Investment and Trading Joint Stock Company	Associate
Southern Civil And Industrial Construction Company Limited	Associate
Mr. Pham Quoc Khanh	Chairman
Mr. Tran Cong Quy	Vice Chairman
Mr. Ly Chi Tung	Member - dismissed on April 28, 2025
Mr. Nguyen Huy Hoang	Member
Mr. Nguyen Son Nam	General Director
Mr. Nguyen Thanh Long	Deputy General Director - dismissed on January 10, 2025
Mr. Le Viet Nam	Deputy General Director
Mr. Nguyen Tien Dung	Chief Accountant

NOTES TO THE SEPARATE FINANCIAL STATEMENTS

For the first 06 months of the year 2025

Unit: VND

3. Transactions with related parties (cont.)

Significant transactions with related parties during the period

Related party	Principal activity	First 06 months of 2025	First 06 months of 2024
CNT Tra Duoc One-Member Company Limited	Receive payment	-	2,000,000,000
TMT Saigon Investment and Trading Joint Stock Company	Receiving payment for services provided	5,523,287	50,849,315
	Received loans payment	400,000,000	400,000,000
	Received loans interest	254,871,233	-
CNT Kien Giang One-Member Company Limited	Rental of vehicles and premises	265,000,000	387,000,000
	Receipt from service provision	271,500,000	-
	Receipt of profit distribution	17,500,000,000	-
	Payments under cooperation contracts	-	246,000,000,000
Mr. Tran Cong Quy	Repayment of project advances	-	12,000,000,000

Balances as of the end of the fiscal year with related parties

	Jun. 30, 2025	Jan. 01, 2025
Trade receivable		
CNT Tra Duoc One-Member Company Limited	4,179,713,754	4,179,713,754
CNT Kien Giang One-Member Company Limited	16,500,000	-
Total	4,196,213,754	4,179,713,754
Short-term loan receivables		
TMT Saigon Investment and Trading Joint Stock Company	-	400,000,000
Total	-	400,000,000
Long-term loan receivables		
Southern Civil And Industrial Construction Company Limited	200,000,000	200,000,000
Total	200,000,000	200,000,000
Short-term other receivables		
CNT Kien Giang One-Member Company Limited	-	17,500,000,000
CNT Ha Tien Joint Stock Company	-	1,693,625,951
TMT Saigon Investment and Trading Joint Stock Company	-	386,586,302
Total	-	19,580,212,253

NOTES TO THE SEPARATE FINANCIAL STATEMENTS

For the first 06 months of the year 2025

Unit: VND

3. Transactions with related parties (cont.)

Remuneration of the Board of Directors and the Board of Management		First 06 months of 2025	First 06 months of 2024
Mr. Pham Quoc Khanh	Salary and bonuses	577,914,855	597,300,220
Mr. Nguyen Huy Hoang	Remuneration	60,300,000	-
Mr. Ly Chi Tung	Remuneration	-	292,300,000
Mr. Nguyen Son Nam	Salary and bonuses	545,450,514	567,061,806
Mr. Le Viet Nam	Salary and bonuses	471,413,602	470,259,257
Mr. Nguyen Thanh Long	Salary and bonuses	-	414,434,410
Total		1,655,078,971	2,341,355,693
Income of Chef Accountant		First 06 months of 2025	First 06 months of 2024
Mr. Nguyen Tien Dung	Salary and bonuses	225,956,071	225,348,297


4. Presentation of segment asset, revenue and operating result - See page 48.

For management purposes, the Company's organizational structure is divided its operations into key segments based on production and business sectors as follows:

- Production segment: stone quarrying, construction equipment rental, quarry leasing, brick manufacturing;
- Service segment: Leasing premises at Ha Tien night market and service areas such as Lotteria and coffee outlets in Ha Tien New Urban Area.
- Real Estate Business Segment: Land sales business at Ha Tien New Urban Area, Phao Dai ward, Ha Tien city, Kien Giang province.

The Company does not report segments by geographical area, as its operations are entirely within Vietnam, and thus there are no significant differences in economic risks or benefits across geographic regions requiring disclosure

5. Information on going-concern operation: The Company will continue its operation in the future.




Preparer

Ho Chi Minh City, Vietnam

August 26, 2025



Chief Accountant



General Director



NOTES TO THE SEPARATE FINANCIAL STATEMENTS

For the first 06 months of the year 2025

Unit: VND

V.2. Financial investments

a. Held-to-maturity investments

	30/6/2025		01/01/2024	
	Cost	Book value	Cost	Book value
Short - term				
- Term deposits with remaining maturity under 12 months (*)	94,600,000,000	94,600,000,000	146,000,000,000	146,000,000,000
	94,600,000,000	94,600,000,000	146,000,000,000	146,000,000,000
Total	<u>94,600,000,000</u>	<u>94,600,000,000</u>	<u>146,000,000,000</u>	<u>146,000,000,000</u>

(*) Held-to-maturity investments consist of term deposits in VND with tenor from 6 months to 12 months at commercial banks with interest rates ranging from 4.2% to 5.2% per annum.

b. Investment in other entities

	30/6/2025			01/01/2024		
	Cost	Provision	Fair value (*)	Cost	Provision	Fair value (*)
- Investments in subsidiary	422,140,000,000	(2,000,000,000)		150,000,000,000	(2,000,000,000)	
CNT Tra Duoc One-Member Limited Company (1)	2,000,000,000	(2,000,000,000)		2,000,000,000	(2,000,000,000)	
CNT Kien Giang One-Member Limited Company (2)	50,000,000,000	-		50,000,000,000	-	
Dream 1 Thu Duc Limited Company (3)	103,000,000,000	-		97,000,000,000	-	
Blue Bay Quy Nhon Company Limited (4)	267,140,000,000	-		1,000,000,000	-	
- Investments in associates	5,824,000,000	(2,094,483,412)		5,824,000,000	(2,065,306,838)	
TMT Saigon Investment and Trading Joint Stock Company (5)	4,824,000,000	(1,094,483,412)		4,824,000,000	(1,065,306,838)	
Southern Civil And Industrial Construction Company Limited	1,000,000,000	(1,000,000,000)		1,000,000,000	(1,000,000,000)	

NOTES TO THE SEPARATE FINANCIAL STATEMENTS

For the first 06 months of the year 2025

Unit: VND

V.2. Financial investments (cont.)

	30/6/2025		01/01/2024	
	Cost	Provision	Fair value (*)	Cost
- Other Investments	2,241,310,000	(853,210,000)		2,241,310,000
Phuoc Hoa Joint Stock Company	853,210,000	(853,210,000)		853,210,000
Western Sea Construction and Trading Joint Stock Company	1,388,100,000	-		1,388,100,000
Total	430,205,310,000	(4,947,693,412)		158,065,310,000
				(4,918,516,838)

(1) CNT Tra Duoc One-Member Limited Company ("CNT Tra Duoc") was established under the Certificate of Enterprise Registration for a One-Member Company Limited No. 1702053290, registered on June 30, 2016, by the Department of Planning and Investment of Kien Giang Province, with the first amendment registered on October 4, 2022. Its main business activity is trading in materials and other installation equipment in construction. The ownership ratio as of June 30, 2025, is 100%. CNT Tra Duoc is temporarily suspending its business operations from January 4, 2025, to December 31, 2025.

(2) CNT Kien Giang One Member Limited Company ("CNT Kien Giang") was established under the Business Registration Certificate of One Member Limited Liability Company No. 1702089480, first registered on May 24, 2017 issued by the Department of Planning and Investment of Kien Giang province, registered for the 6th change on November 26, 2024. The ownership ratio is 100%.

(3) Dream 1 Thu Duc Company Limited ("CNT Dream") was established under the Enterprise Registration Certificate No. 0318705770, registered on October 8, 2024, by the Department of Planning and Investment of Ho Chi Minh City. Its business activities include real estate trading and land use rights belonging to owners, users, or leased land. The ownership ratio as of June 30, 2025, is 100%.

(4) Blue Bay Quy Nhon Company Limited ("CNT Blue Bay") was established under the Enterprise Registration Certificate No. 4101647062, registered on October 9, 2024, by the Department of Planning and Investment of Binh Dinh Province and amended for the 3rd on June 03, 2025.. Its business activities include real estate trading and land use rights belonging to owners, users, or leased land. The ownership ratio as of June 30, 2025, is 100%.

NOTES TO THE SEPARATE FINANCIAL STATEMENTS

For the first 06 months of the year 2025

Unit: VND

V.2. Financial investments (cont.)

(5) TMT Saigon Investment and Trading Joint Stock Company ("Saigon TMT") was established under the Enterprise Registration Certificate No. 0314146761, registered on December 06, 2016, by the Department of Planning and Investment of Ho Chi Minh City. Its main business activity is trading in steel and construction materials. The ownership ratio as of June 30, 2025, is 30.6%.

(*) As at the reporting date, the Company has not determined the fair value of these investments for disclosure in the separate financial statements because there are no quoted market prices available and the Vietnamese Accounting Standards as well as the Vietnamese Corporate Accounting Regime have not yet provided guidance on fair value measurement using valuation techniques. The fair value of these investments may differ from their carrying amounts.

NOTES TO THE SEPARATE FINANCIAL STATEMENTS

For the first 06 months of the year 2025

Unit: VND

V.7. Bad debt	Jun. 30, 2025		Jan. 01, 2025	
	Cost	Recoverable amount	Cost	Recoverable amount
- Total amount of loans overdue or not yet overdue but appeared to be irrecoverable	233,710,720,911	3,500,000,000	229,384,402,018	-
- Trade receivables	216,344,901,576	-	217,018,582,683	-
		Receivables overdue for more than 3 years		Receivables overdue for more than 3 years
Xuan Giang Company Limited	68,945,492,374	-	68,945,492,374	-
		Receivables overdue for more than 3 years		Receivables overdue for more than 3 years
Tra My Trading Company Limited	22,747,360,234	-	22,747,360,234	-
		Receivables overdue for more than 3 years		Receivables overdue for more than 3 years
Others	124,652,048,968	-	125,325,730,075	-
- Advance to suppliers	11,160,961,860	3,500,000,000	6,160,961,860	-
SaiGon - GiaDinh Real Estate Joint Stock Company	3,152,685,510	-	3,152,685,510	-
		Prepayments overdue for more than 3 years		Prepayments overdue for more than 3 years
Binh Duong Trading and Investment Joint Stock Company	1,330,000,000	-	1,330,000,000	-
		Prepayments overdue for more than 3 years		Prepayments overdue for more than 3 years
Hai Son Company Limited	5,000,000,000	3,500,000,000	-	-
		Prepayments overdue from 6 months to 1 year		Prepayments overdue for more than 3 years
Others	1,678,276,350	-	1,678,276,350	-
		Prepayments overdue for more than 3 years		Prepayments overdue for more than 3 years

These notes form an integral part of the interim separate financial statements

NOTES TO THE SEPARATE FINANCIAL STATEMENTS

For the first 06 months of the year 2025

Unit: VND

V.7. Bad debt (cont.)

	Jun. 30, 2025		Jan. 01, 2025	
	Cost	Recoverable amount	Debtors	Debtors
- Loans receivable	200,000,000	-		
Southern Civil And Industrial Construction Company Limited	200,000,000	-	Receivables overdue for more than 3 years	Receivables overdue for more than 3 years
- Advances	3,974,823,135	-		
Mr. Nguyen Hai Truong	1,397,375,140	-	Doubtful receivables	Doubtful receivables
Ms. Luong Ngoc Lan	480,000,000	-	Doubtful receivables	Doubtful receivables
Others	2,097,447,995	-	Doubtful receivables	Doubtful receivables
- Other receivables	2,030,034,340	-		
Thang Long Concrete and Construction Joint Stock Company	679,319,976	-	Receivables overdue for more than 3 years	Receivables overdue for more than 3 years
Mr. Le Quang Huu	528,287,500	-	Receivables overdue for more than 3 years	Receivables overdue for more than 3 years
Others	822,426,864	-	Receivables overdue for more than 3 years	Receivables overdue for more than 3 years

NOTES TO THE SEPARATE FINANCIAL STATEMENTS

For the first 06 months of the year 2025

Unit: VND

V.9. Tangible fixed assets

Items	Buildings and structures	Machinery and equipment	Transportation means	Equipment	Total
Cost					
Opening balance	44,671,471,696	2,177,761,171	6,831,277,168	632,521,364	54,313,031,399
Disposal, sale	-	(840,000,000)	-	-	(840,000,000)
Closing balance	44,671,471,696	1,337,761,171	6,831,277,168	632,521,364	53,473,031,399
Accumulated depreciation					
Opening balance	15,385,831,236	1,358,852,718	3,939,725,746	475,798,235	21,160,207,935
Depreciation for the period	947,457,844	151,181,232	248,253,054	75,267,564	1,422,159,694
Disposal, sale	-	(840,000,000)	-	-	(840,000,000)
Closing balance	16,333,289,080	670,033,950	4,187,978,800	551,065,799	21,742,367,629
Net carrying amount					
Opening balance	29,285,640,460	818,908,453	2,891,551,422	156,723,129	33,152,823,464
Closing balance	28,338,182,616	667,727,221	2,643,298,368	81,455,565	31,730,663,770

Ending costs of tangible fixed assets—fully depreciated but still in use: 10,750,656,463 VND.

NOTES TO THE SEPARATE FINANCIAL STATEMENTS

For the first 06 months of the year 2025

Unit: VND

V.20. Owners' equity

a. Comparison schedule for changes in Owner's equity

Items	Owners' capital	Share premium	Treasury shares	Investment and development fund	Undistributed earnings	Total
Opening balance as at Jan. 01, 2024	400,150,690,000	-	(1,012,784,684)	22,399,587,678	133,743,404,057	555,280,897,051
Profit	-	-	-	-	100,406,379,156	100,406,379,156
Closing balance as at Jun. 30, 2024	400,150,690,000	-	(1,012,784,684)	22,399,587,678	234,149,783,213	655,687,276,207
Opening balance as at Jan. 01, 2025	503,927,850,000	-	(1,012,784,684)	22,399,587,678	175,872,883,757	701,187,536,751
Profit	-	-	-	-	3,079,533,097	3,079,533,097
Dividend distribution (*)	-	-	-	-	(10,058,557,000)	(10,058,557,000)
Closing balance as at Jun. 30, 2025	503,927,850,000	-	(1,012,784,684)	22,399,587,678	168,893,859,854	694,208,512,848

(*) During the period, the Company distributed the 2024 cash dividends pursuant to Resolution No. 07/NQ-Board of Directors dated June 5, 2025.

NOTES TO THE SEPARATE FINANCIAL STATEMENTS

For the first 06 months of the year 2025

Unit: VND

VIII. Financial assets and financial liabilities

The following table specifies book value and fair value of the financial instruments presented in the interim separate financial statements.

	Book value		Book value	
	Jun. 30, 2025	Dec. 31, 2024	Jun. 30, 2025	Dec. 31, 2024
	Value	Provision	Value	Provision
Financial assets				
- Held-to-maturity investments	94,600,000,000		146,000,000,000	-
- Trade receivables	223,381,695,559	(216,344,901,576)	225,084,468,381	(217,018,582,683)
- Loans receivable	200,000,000	(200,000,000)	600,000,000	(200,000,000)
- Other receivables	15,016,769,428	(2,030,034,340)	35,940,202,933	(2,030,034,340)
- Cash and cash equivalents	53,935,811,135		297,162,429,717	-
TOTAL	387,134,276,122	(218,574,935,916)	704,787,101,031	(219,248,617,023)
Financial liabilities				
- Borrowings and liabilities	16,616,485,036	-	18,100,795,036	-
- Trade payables	3,311,253,623	-	4,282,899,400	-
- Other payables	9,871,616,864	-	3,206,955,713	-
- Accrued expenses	34,566,078,737	-	39,816,068,751	-
TOTAL	64,365,434,260	-	65,406,718,900	-
			64,365,434,260	65,406,718,900

NOTES TO THE SEPARATE FINANCIAL STATEMENTS

For the first 06 months of the year 2025

Unit: VND

X.4. Principles for presenting assets, revenue and operating results by segment

4.1 Major segment reporting: by business sector

As at June 30, 2025, the Company reports its operation by business sector. The Company analyses details of items by business sector as follows:

Items	Manufacturing	Services	Real Estate Business	Total
1. Net revenue	-	3,022,577,800	15,512,908,221	18,535,486,021
Net revenue from sale to outside	-	3,022,577,800	15,512,908,221	18,535,486,021
2. Expenses	3,579,539,618	2,703,097,080	2,202,751,465	8,485,388,163
Cost of goods sold	3,579,539,618	2,703,097,080	2,202,751,465	8,485,388,163
3. Profit from operating activities	(3,579,539,618)	319,480,720	13,310,156,756	10,050,097,858

As at June 30, 2024, the Company reports its operation by business sector. The Company analyses details of items by business sector as follows:

Items	Manufacturing	Services	Real Estate Business	Total
1. Net revenue	16,937,320,350	3,052,186,808	144,035,650,929	164,025,158,087
Net revenue from sale to outside	16,937,320,350	3,052,186,808	144,035,650,929	164,025,158,087
2. Expenses	16,839,057,989	2,842,146,982	17,762,214,218	37,443,419,189
Cost of goods sold	16,839,057,989	2,842,146,982	17,762,214,218	37,443,419,189
3. Profit from operating activities	98,262,361	210,039,826	126,273,436,711	126,581,738,898