



FINANCIAL STATEMENTS

AN BINH SECURITIES JOINT STOCK COMPANY

For the 01/07/2025 to 30/09/2025

AN BINH SECURITIES JOINT STOCK COMPANY

16th Floor, Geleximco Building, No. 36 Hoang Cau Street, O Cho Dua Ward, Hanoi City

CONTENTS

	Pages
Statement of financial position	02-06
Statement of comprehensive income	07-08
Statement of cash flows	09-11
Statement of changes in owners' equity	12
Notes to the financial statements	13-35

STATEMENT OF FINANCIAL POSITION

As at ngày 30 tháng 09 năm 2025

Code	ASSETS	Note	30/09/2025 VND	01/01/2025 VND
100	A. CURRENT ASSETS		3,290,925,303,077	2,544,709,772,677
110	I. Financial assets		3,283,984,028,419	2,535,474,017,749
111	1. Cash and cash equivalents	4	69,147,813,191	104,236,513,302
111.1	1.1 Cash		69,147,813,191	104,236,513,302
111.2	1.2 Cash equivalents		-	-
112	2. Financial assets at fair value through profit and loss (FVTPL)	5	160,441,959,838	1,201,282,674,854
113	3. Held-to-maturity investments (HTM)	5	1,449,118,967,995	150,425,523,576
114	4. Loans	5	1,561,366,667,534	1,065,893,244,020
115	5. Available for sale financial assets (AFS)	5	-	-
116	6. Provision for impairment of financial assets and mortgage assets	6	(19,023,599,821)	(19,023,599,821)
117	7. Receivables	7	54,330,525,539	29,944,782,273
117.1	7.1 Receivables from disposal of financial assets		-	-
117.2	7.2 Receivables from and accruals for dividend		54,330,525,539	29,944,782,273
	7.2.1 Receive dividends, interest		31,500,292,663	16,710,469,266
	7.2.2 Accruals for dividend and interest income		22,830,232,876	13,234,313,007
118	8. Prepayments to suppliers		1,356,191,918	124,246,706
119	9. Receivables from services provided by the Company	7	10,615,827,095	5,846,349,707
120	Intra-company receivables		-	-
121	- Receivables from transaction errors		-	-
122	10. Other receivables	7	2,122,525,350	3,247,133,352
129	11. Provision for impairment of receivables	8	(5,492,850,220)	(6,502,850,220)
130	II. Short-term accounts receivable		6,941,274,658	9,235,754,928
131	1. Advances		1,680,000,000	2,620,000,000
132	2. Tools, supplies		32,087,700	32,087,700
133	3. Short-term prepaid expenses	9	756,438,125	3,297,191,964
134	4. Short-term mortgages	9	-	-
135	5. Deductible VAT		-	-
136	6. Taxes and other receivables from State budget		19,549,264	19,549,264
137	7. Other short-term assets		4,453,199,569	3,266,926,000
138	8. Purchase and resale of Government bonds		-	-
139	9. Provisions for short-term assets		-	-
200	B. NON- CURRENT ASSETS		960,455,800,141	845,333,140,570
210	I. Long-term financial assets		854,552,212,188	737,621,757,365
211	1. Long-term receivables	7	-	-
212	2. Investments		854,552,212,188	737,621,757,365
212.1	2.1 Held-to-maturity investments (HTM)		780,445,151,288	694,538,544,365
212.2	2.2 Investments in subsidiaries		-	-
212.3	2.3 Investments in joint ventures and associates		-	-
212.4	2.4 Equity investments in other entities		74,107,060,900	43,083,213,000
213	3. Provision for devaluation of long-term investments		-	-

AN BINH SECURITIES JOINT STOCK COMPANY

16th Floor, Geleximco Building, No. 36 Hoang Cau Street, O Cho Dua Ward, Hanoi City

220	II.	Fixed assets	80,407,801,354	76,160,382,464
221	1.	Tangible fixed assets	11,888,260,678	6,211,360,522
222	-	Cost	32,073,460,641	24,348,490,641
223a	-	Accumulated depreciation	(20,185,199,963)	(18,137,130,119)
224	2.	Finance lease assets	-	-
225	-	Cost	-	-
226a	-	Accumulated depreciation	-	-
226b	-	Asset revaluation differences	-	-
227	3.	Intangible fixed assets	68,519,540,676	69,949,021,942
228	-	Cost	105,393,083,045	105,307,528,045
229a	-	Accumulated amortization	(36,873,542,369)	(35,358,506,103)
230	III.	Intangible fixed assets	-	-
231	-	Cost	-	-
232a	-	Accumulated amortization	-	-
232b	-	Asset revaluation differences	-	-
240	IV.	Construction in progress	-	-
250	V.	Other long-term assets	25,495,786,599	31,551,000,741
251	1.	Long-term mortgages	1,108,253,200	10,480,253,200
252	2.	Long-term prepaid expenses	1,986,962,438	-
253	3.	Deferred income tax assets	2,400,570,961	1,070,747,541
254	4.	Deposits to Settlement Assistance Fund	20,000,000,000	20,000,000,000
255	5.	Other long-term assets	-	-
260	VI.	Provisions for long-term assets	-	-
270		TOTAL ASSETS	4,251,381,103,218	3,390,042,913,247

AN BINH SECURITIES JOINT STOCK COMPANY

16th Floor, Geleximco Building, No. 36 Hoang Cau Street, O Cho Dua Ward, Hanoi City

STATEMENT OF FINANCIAL POSITION
As at ngày 30 tháng 09 năm 2025
(continue)

Code	RESOURCES	Note	30/09/2025 VND	01/01/2025 VND
300	C. LIABILITIES		2,681,175,692,131	1,954,212,130,333
310	I. Current liabilities		2,681,175,692,131	1,954,212,130,333
311	1. Short-term loans and debts	13	2,618,570,699,894	1,893,725,960,117
	1.1 Short-term loans		2,618,570,699,894	1,893,725,960,117
318	6. Payables for securities transaction activities		3,342,099,936	1,972,190,951
319	7. Payables for error from Financial assets transaction		-	-
320	8. Trade payables		1,506,703,151	1,207,092,766
321	9. Advances from customers		4,860,757,526	347,769,388
322	10. Tax payables and statutory obligations		30,394,421,883	31,556,503,503
323	11. Payables to employees		3,368,774,705	3,412,549,802
324	12. Employee benefits		300,656,800	176,600,800
325	13. Accrued expenses		11,441,785,255	15,301,527,825
326	14. Inter-company payables		-	-
327	15. Short-term unearned revenue		177,395,485	56,944,454
328	16. Short-term deposits, collateral received		117,000,000	117,000,000
329	17. Other short-term payables		552,683,644	1,240,337,960
330	18. Provision for payables	-	-	-
331	19. Bonus and welfare fund		6,542,713,852	5,097,652,767
332	20. Securities merchandising operation payables	-	-	-
			-	-
400	D. OWNER'S EQUITY		1,570,205,411,087	1,435,830,782,914
410	I. Equity		1,570,205,411,087	1,435,830,782,914
411	1. Contributed legal capital		1,011,500,000,000	1,011,500,000,000
411.1	1.1 Contributed legal capital		1,011,500,000,000	1,011,500,000,000
411.1a	a. Ordinary shares with voting rights		1,011,500,000,000	1,011,500,000,000
412	2. Asset revaluation differences		41,701,377,898	10,677,529,998
413	3. Foreign exchange differences		-	-
414	4. Charter capital supplementary reserve fund		13,199,809,009	13,199,809,009
415	5. Operational risk and financial reserve fund		13,199,809,009	13,199,809,009
416	6. Other funds belonging to owners' equity		-	-
417	7. Undistributed earnings		490,604,415,171	387,253,634,898
	7.1 Realized earnings		493,366,829,840	391,536,625,062
	7.2 Unrealized earnings		(2,762,414,669)	(4,282,990,164)
420	II. Non-business funds and other funds	-	-	-
			-	-
440	TOTAL RESOURCES AND OWNER'S EQUITY		4,251,381,103,218	3,390,042,913,247

AN BINH SECURITIES JOINT STOCK COMPANY

16th Floor, Geleximco Building, No. 36 Hoang Cau Street, O Cho Dua Ward, Hanoi City

OFF-STATEMENT OF FINANCIAL POSITION ACCOUNTS

Code	ITEMS	Note	30/09/2025	01/01/2025
A. ASSETS OF THE SECURITIES COMPANY AND ASSETS MANAGED UNDER AGREEMENTS				
006	1. Quantity of outstanding shares in circulation		101,150,000	101,150,000
007	2. Treasury stocks		-	-
008	3. Financial assets listed/registered at the VSD of the Company		657,672,680,000	695,615,000,000
009	4. The Company's non-traded financial assets deposited at the VSD		9,360,000	-
010	5. The Company's awaiting financial assets		-	-
011	6. The Company's financial assets correct trading errors		-	-
012	7. The Company's financial assets which are not deposited at the VSD		232,317,970,000	132,417,970,000
013	8. The Company's financial assets are entitled		23,490,000	1,600,000
B. ASSETS AND PAYABLES UNDER AGREEMENT WITH INVESTORS				
021	1. Financial assets listed/registered at the VSD of investors		26,572,966,993,000	19,305,700,900,000
021.1	a. <i>Unrestricted financial assets</i>		15,765,202,283,000	14,402,301,940,000
021.2	b. <i>Restricted financial assets</i>		1,370,123,420,000	1,363,330,680,000
021.3	c. <i>Mortgage financial assets</i>		9,407,342,080,000	3,492,642,080,000
021.4	d. <i>Blocked financial assets</i>		2,198,960,000	2,291,960,000
021.5	e. <i>Financial assets awaiting settlement</i>		28,100,250,000	45,134,240,000
021.6	f. <i>Financial assets awaiting for loans</i>		-	-
022	2. Non-traded financial assets deposited at the VSD of investors		49,760,790,000	82,572,360,000
022.1	a. <i>Unrestricted and non-traded financial assets deposited at the VSD</i>		49,546,990,000	19,073,910,000
022.2	b. <i>Restricted and non-traded financial assets deposited at the VSD</i>		213,800,000	63,498,450,000
022.3	c. <i>Non-traded and mortgage financial assets deposited at the VSD</i>		-	-
022.4	d. <i>Non-traded and blocked financial assets deposited at the VSD</i>		-	-
023	3. Awaiting financial assets of investors		328,417,691,270	-
024.a	4. Financial assets correct trading errors of investors		-	-
024.b	5. Financial assets which are not deposited at the VSD of investors		-	-
025	6. Entitled financial assets of investors		-	-


AN BINH SECURITIES JOINT STOCK COMPANY

16th Floor, Geleximco Building, No. 36 Hoang Cau Street, O Cho Dua Ward, Hanoi City

OFF-STATEMENT OF FINANCIAL POSITION ACCOUNTS

Code	ITEM	Note	30/09/2025	01/01/2025
026	7. Investors' deposits		577,696,615,701	234,765,718,130
027	7.1 Investors' deposits for securities trading activities managed by the Company		577,689,949,551	234,759,051,980
030	8. Deposits of securities issuers		6,666,150	6,666,150
031	9. Payables to investors - Investors' deposits for securities trading activities managed by the Company		577,689,949,551	234,759,051,980
031.1	9.1 Payables to domestic investors		576,282,441,296	233,671,113,396
031.2	9.2 Payables to foreign investors		1,407,508,255	1,087,938,584
032	10.2. Payables to securities issuers		-	-
033	10. Receivable to investors on error of the financial assets		-	-
035	12. Payables for dividend, principal and interest from bonds		6,666,150	6,666,150


Do Thi Hai Yen
Preparer

Le Thi Thu Hien
Chief Accountant

 Nham Ha Hai
 General Director
 Ha Noi, 20 October 2025


STATEMENT OF COMPREHENSIVE INCOME
For the 01/07/2025 to 30/09/2025

Code	ITEMS	Note	Quarter III/2025	Quarter III/2024	CUMULATIVE THIS YEAR TO THE END OF THE QUARTER	ACCUMULATED FROM PREVIOUS YEAR TO END OF QUARTER
			VND	VND	VND	VND
	I. OPERATING INCOME					
01	1.1 Gain from financial assets at fair value through profit and loss (FVTPL)		20,973,343,476	25,913,639,936	54,287,191,299	68,450,555,859
01.1	a. Gain from disposal of financial assets at FVTPL	31.a)	16,047,800,764	12,026,827,736	46,211,604,492	43,594,904,848
01.2	b. Gain from revaluation of financial assets at FVTPL	31.b)	4,036,957,910	7,768,976,585	6,802,822,818	5,130,315,967
01.3	c. Dividend, interest income from financial assets at FVTPL	31.c)	888,584,802	6,117,835,615	1,272,763,989	19,725,335,044
02	1.2 Gain from held-to-maturity (HTM) investments	31.c)	32,810,496,670	11,637,739,006	89,761,864,863	37,572,761,518
03	1.3 Gain from loans and receivables	31.c)	40,727,849,121	30,823,309,889	105,198,038,787	88,296,666,224
04	1.4 Gain from available-for-sale (AFS) financial assets		-	-	-	-
05	1.5 Gains from risk prevention derivatives		-	-	-	-
06	1.6 Revenue from brokerage services		37,620,424,955	16,574,608,197	70,111,452,404	66,229,900,141
07	1.7 Revenue from underwriting and issuance agent services		6,705,860,403	2,343,996,659	16,499,555,753	6,067,721,157
09	1.9 Revenue from securities custodian services		1,402,021,519	1,085,782,747	4,080,627,943	3,117,658,686
10	1.10 Revenue from financial advisory services		-	-	281,818,182	181,818,182
11	1.1 Revenue from other operating	31.d)	127,186,402	115,008,454	338,540,038	338,850,271
20	Total operating income		140,367,182,546	88,494,084,888	340,559,089,269	270,255,932,038
	II. OPERATING EXPENSES					
21	2.1 Loss from financial assets at fair value through profit and loss (FVTPL)		2,752,867,841	4,807,672,971	8,112,883,739	23,983,413,448
21.1	a. Loss from disposal of financial assets at FVTPL	31.a)	202,041,401	1,144,845,047	1,500,812,996	18,469,623,830
21.2	b. Loss from revaluation of financial assets at FVTPL	31.b)	2,550,826,440	3,662,827,924	6,612,070,743	5,513,789,618
22	2.2 Loss from held-to-maturity (HTM) investments		-	-	-	284,272,301
24	2.3 Provision expenses for diminution in value and impairment of financial assets, doubtful receivables and borrowing costs of loans		1,488,194,060	-	5,158,923,657	700,110,241
26	2.4 Expenses for proprietary trading activities		3,764,389,847	2,167,244,716	10,834,015,982	6,098,052,740
27	2.5 Expenses for brokerage services		23,008,346,610	10,416,083,476	44,168,283,727	36,002,321,790
28	2.6 Expenses for underwriting and issuance agent services		1,059,644,257	2,487,606,122	5,347,475,629	10,183,622,416
30	2.7 Expenses for securities custodian services		856,467,124	674,268,983	2,407,538,380	1,837,424,280
31	2.8 Expenses for financial advisory services		-	-	-	-
32	2.9 Expenses for other operating		1,338,023	1,785,217	(905,884,143)	654,368,614
40	Total operating expenses		32,931,247,762	20,554,661,485	75,123,236,971	79,743,585,830
	III. FINANCIAL INCOME	32	-	-	-	-
42	3.1 Non-fixed dividend and interest income		363,556,694	276,259,641	837,609,822	800,580,721
44	3.2 Other income for investments		120,044,888	-	120,044,888	-
50	Total financial income		483,601,582	276,259,641	957,654,710	800,580,721

STATEMENT OF COMPREHENSIVE INCOME


For the 01/07/2025 to 30/09/2025

Code	ITEMS	Note	Quarter III/2025	Quarter III/2024	CUMULATIVE THIS YEAR TO THE END OF THE QUARTER	ACCUMULATED FROM PREVIOUS YEAR TO END OF QUARTER
			VND	VND	VND	VND
	IV. FINANCIAL EXPENSES	33	-	-	-	-
51	4.1 Realized and unrealized loss from changes in foreign exchanges rates		-	-	-	-
52	4.2 Borrowing costs		29,208,620,114	15,607,417,914	75,972,629,880	33,463,076,565
60	Total financial expenses		29,208,620,114	15,607,417,914	75,972,629,880	33,463,076,565
62	VI. GENERAL AND ADMINISTRATIVE EXPENSES	34	20,961,264,731	17,559,884,888	59,760,008,866	51,768,565,683
70	VII. OPERATING PROFIT		57,749,651,521	35,048,380,242	130,660,868,262	106,081,284,681
	VIII OTHER INCOME AND EXPENSES		-	-	-	-
71	8.1 Other income	35	1,338,610	4,636,363	3,797,501	4,656,270
72	8.2 Other expense	36	-	1,921,925,008	52,918,627	2,038,925,137
80	Total other operating profit		1,338,610	(1,917,288,645)	(49,121,126)	(2,034,268,867)
90	IX. TOTAL PROFIT BEFORE TAX		57,750,990,131	33,131,091,597	130,611,747,136	104,047,015,814
91	9.1 Realized profit		56,264,858,661	29,024,942,936	130,420,995,061	104,430,489,465
92	9.2 Unrealized profit		1,486,131,470	4,106,148,661	190,752,075	(383,473,651)
100	X. CORPORATE INCOME TAX EXPENSES	37	11,279,254,772	6,189,373,589	25,196,905,778	20,624,369,338
100.1	10 Current corporate income tax expenses		11,279,254,772	6,189,373,589	26,526,729,198	21,522,293,800
100.2	10 Deferred corporate income tax expenses		-	-	(1,329,823,420)	(897,924,462)
200	XI. PROFIT AFTER TAX		46,471,735,359	26,941,718,008	105,414,841,358	83,422,646,476
300	OTHER COMPREHENSIVE INCOME AFTER TAX		-	-	-	-
301	12 Gain/(Loss) from revaluation of AFS financial assets		41,701,377,898	13,038,253,998	41,701,377,898	13,038,253,998
400	Total other comprehensive income		41,701,377,898	13,038,253,998	41,701,377,898	13,038,253,998
500	XIII Revenue		-	-	-	-
501	13 Earnings per share (VND/share)	38	459	266	1,042	825


Do Thi Hai Yen
Preparer


Le Thi Thu Hien
Chief Accountant




Nham Ha Hai
General Director
Ha Noi, 20 October 2025

STATEMENT OF CASH FLOWS

For the 01/07/2025 to 30/09/2025

(Under indirect method)

Code	ITEM	Note	CUMULATIVE THIS YEAR TO THE END OF THE QUARTER	ACCUMULATED FROM PREVIOUS YEAR TO END OF QUARTER
			VND	VND
	1. Cash flow from operating activities			
01	1. Profit before tax		130,611,747,136	104,047,015,814
02	2. Adjustments for		30,645,374,681	(6,219,297,918)
03	- Depreciation and amortisation		3,577,231,110	3,834,233,157
04	- Provisions		(1,010,000,000)	1,317,530,400
05	- Gains/losses from unrealized foreign exchange		-	-
06	- Interest expense		81,231,553,537	33,495,656,406
07	- Gains/losses from investing activities		(53,153,409,966)	(38,094,169,938)
08	- Bond discount interest		-	(6,772,547,943)
10	3. Adjustments for		6,612,070,743	5,513,789,618
11	- Loss from revaluation of financial assets at FVTPL		6,612,070,743	5,513,789,618
18	4. Adjustments for		(6,802,822,818)	(5,130,315,967)
19	- Depreciation and amortisation		(6,802,822,818)	(5,130,315,967)
30	5. Adjustments for		(966,328,569,596)	(1,295,072,129,174)
31	- Depreciation and amortisation		1,041,031,467,091	(595,957,487,135)
32	- Increase (decrease) in held-to-maturity (HTM) investments		(1,384,600,051,342)	(358,697,785,769)
33	- Gains/losses from unrealized foreign exchange		(495,473,423,514)	(555,065,108,195)
34	- Provisions		-	-
35	- Gains/losses from unrealized foreign exchange		-	-
36	- Gains/losses from investing activities		(24,385,743,266)	16,215,585,652
37	- (-) Increase, (+) decrease in receivables from services provided by securities companies		(4,769,477,388)	218,450,024
38	- (-) Increase, (+) decrease receivables for securities transaction errors		-	-
39	- (-) Increase, (+) decrease other receivables		(107,337,210)	250,966,503,433
40	- Increase (decrease) other assets		(246,273,569)	(5,239,558,000)
41	- Increase (decrease) in payable expenses (excluding interest expenses)		(3,365,835,573)	657,807,303
42	- Increase (decrease) prepaid expenses		553,791,401	874,298,416
43	- Corporate income tax paid		(26,842,126,529)	(9,742,379,004)
44	- Interest paid		(81,725,460,534)	(32,680,013,139)
45	- Increase, (decrease) payable to seller		299,610,385	(197,928,760)
46	- Increase, (decrease) employee benefit contributions		124,056,000	(82,468,200)
47	- Increase, (decrease) in taxes and amounts payable to the State (excluding corporate		(846,684,289)	(316,192,304)
48	- Increase, (decrease) payable to workers		(43,775,097)	(3,418,555,466)
50	- Increase, (decrease) other payables, receivables		4,696,693,838	(2,539,303,030)
52	- Other expenses for business activities		9,372,000,000	(67,995,000)
60	Net cash flows from investing activities		(805,262,199,854)	(1,196,860,937,627)

STATEMENT OF CASH FLOWS

For the 01/07/2025 to 30/09/2025


(Under indirect method)


Code	ITEM	Note	CUMULATIVE THIS YEAR TO THE END OF THE QUARTER	ACCUMULATED FROM PREVIOUS YEAR TO END OF QUARTER
			VND	VND
	II. CASH FLOWS FROM INVESTING ACTIVITIES		-	-
61	1. Purchase of fixed assets and other long-term assets		(7,824,650,000)	(327,270,000)
62	2. Proceeds from disposals of fixed assets and other long-term assets		-	5,100,000
65	3. Investments in other entities		53,153,409,966	24,950,811,474
70	<i>Net cash flows from investing activities</i>		98,482,169,932	24,628,641,474
	II CASH FLOWS FROM FINANCING ACTIVITIES		-	-
71	1. Receipts from stocks issuing and capital contribution from equity owners		-	-
72	2. Fund returned to equity owners, issued stock redemption		-	-
73	3. Long-term and short-term borrowings received		32,448,901,229,320	20,168,220,734,747
73.1	3 Loan repayment		-	-
73.2	3. Finance lease principle paid		32,448,901,229,320	20,168,220,734,747
74	4. Dividends, profit paid to equity owners		(31,724,056,489,543)	(19,272,251,476,825)
74.3	4. Long-term and short-term borrowings received		(31,724,056,489,543)	(19,272,251,476,825)
75	5. Loan repayment		-	-
76	6. Dividends, profit paid to equity owners		-	-
80	<i>Net cash flows from financing activities</i>		724,844,739,777	895,969,257,922
90	<i>Net decrease/increase in cash and cash equivalents</i>		(35,088,700,111)	(276,263,038,231)
101	Cash and cash equivalents at beginning of the		104,236,513,302	288,020,444,274
101.1	Cash		104,236,513,302	288,020,444,274
101.2	Cash equivalents		-	-
102	Impact of foreign exchange rate changes on foreign currency conversion		-	-
103	Cash and cash equivalents at end of the	4	69,147,813,191	11,757,406,043
103.1	Cash		69,147,813,191	11,757,406,043
103.2	Cash equivalents		-	-
104	Impact of foreign exchange rate changes on foreign currency conversion		-	-

CASH FLOWS FROM BROKERAGE AND TRUST ACTIVITIES OF THE INVESTORS

For the 01/07/2025 to 30/09/2025

Code	ITEM	Note	CUMULATIVE THIS YEAR TO THE END OF THE QUARTER VND	ACCUMULATED FROM PREVIOUS YEAR TO END OF YEAR VND
I. Cash flows from brokerage and trust activities of the investors				
01	1. Cash receipts from disposal of brokerage securities of customers		24,742,494,498,085	23,603,034,704,671
02	2. Cash payments for acquisition of brokerage securities of customers		(24,488,201,192,465)	(17,518,470,671,126)
07	3. Cash receipts for settlement of securities transaction of customers		-	7,428,620,499,660
08	4. Cash payments for settlement of securities transaction of customers		(71,481,579,438,568)	(13,445,287,512,037)
11	5. Cash payments for custodian fees of customers		(2,131,971,735)	(2,709,718,270)
14	6. Cash receipt from securities issuers		215,182,472,815	614,544,850,322
15	7. Cash payments to securities issuers		(215,182,472,815)	(614,678,348,322)
20	Net increase/decrease in cash during the year		342,930,897,571	65,053,804,898
30	II. Cash and cash equivalents of investors at the beginning of the period		234,765,718,130	405,530,103,251
31	Cash at banks:		234,765,718,130	405,530,103,251
32	- Investors' deposits managed by the Company for securities trading activities		234,759,051,980	405,376,534,601
35	- Deposits of securities issuers		6,666,150	153,568,650
40	III. Cash and cash equivalents of investors at the end of the period		577,696,615,701	470,583,908,149
41	Cash at banks:		577,696,615,701	470,583,908,149
42	- Investors' deposits managed by the Company for securities trading activities		576,282,441,296	470,563,837,499
44	- Investors' deposits for securities transaction clearing and settlement		1,407,508,255	-
45	- Deposits of securities issuers		6,666,150	20,070,650


Do Thi Hai Yen
Preparer


Le Thi Thu Hien
Chief Accountant


Nhậm Ha Hai
General Director
Ha Noi, 20 October 2025



STATEMENT OF CHANGES IN OWNERS' EQUITY

For the 01/07/2025 to 30/09/2025

ITEMS	Note	Beginning balance		Increase/ Decrease				Ending balance	
		01/01/2024		01/01/2025		ACCUMULATED FROM PREVIOUS YEAR TO END OF QUARTER		CUMULATIVE THIS YEAR TO THE END OF THE QUARTER	
		VND	VND	Increase	Decrease	Increase	Decrease	VND	VND
I. Changes in owners' equity									
1. Contributed legal capital		1,011,500,000,000	1,011,500,000,000	-	-	-	-	1,011,500,000,000	1,011,500,000,000
1.1 Ordinary shares with voting rights		1,011,500,000,000	1,011,500,000,000					1,011,500,000,000	1,011,500,000,000
1.1 Other equity's resources									
2. Charter capital supplementary reserve fund		13,199,809,009	13,199,809,009					13,199,809,009	13,199,809,009
3. Operational risk and financial reserve fund		13,199,809,009	13,199,809,009					13,199,809,009	13,199,809,009
4. Asset revaluation differences		13,764,176,627	10,677,529,998	3,877,489,171	4,603,411,800	31,023,847,900		13,038,253,998	41,701,377,898
4. Other funds belonging to owners' equity									
5. Undistributed earnings		285,527,663,882	387,253,634,898	93,030,128,523	11,084,565,266	109,292,406,870	5,941,626,597	367,473,227,139	490,604,415,171
5.1 Realized earnings		284,831,689,048	391,536,625,062	82,908,195,665	1,477,083,219	103,894,265,863	2,064,061,085	366,262,801,494	493,366,829,840
5.2 Unrealized earnings		695,974,834	(4,282,990,164)	10,121,932,858	9,607,482,047	5,398,141,007	3,877,565,512	1,210,425,645	(2,762,414,669)
TOTAL		1,337,191,458,527	1,435,830,782,914	96,907,617,694	15,687,977,066	140,316,254,770	5,941,626,597	1,418,411,099,155	1,570,205,411,087

II. Other comprehensive income

1. Gain/(Loss) from revaluation of available-for-sale financial assets

Total

31,023,847,900

(725.922.629)

31,023,847,900

(725.922.629)

Stamp: CÔNG TY CỔ PHẦN CHỨNG KHOÁN AN BÌNH

Stamp: THÀNH PHỐ HỒ CHÍ MINH

Stamp: M.S. N.0102036848.C.T.C.P

Do Thi Hai Yen
Preparer

Le Thi Thu Hien
Chief Accountant

Nhơn Hà Hai
General Director

Ha Noi, 20 October 2025

NOTES TO THE FINANCIAL STATEMENTS
For the 01/07/2025 to 30/09/2025

1 . BACKGROUND

1.1 . Forms of Ownership

An Binh Securities Joint Stock Company was established under Business Registration Certificate No. 0103013960 first issued by the Department of Planning and Investment of Hanoi City on September 26, 2006 and operates under Securities Business License No. 16/UBCK-GPHDKD issued by the State Securities Commission on September 29, 2006, Adjusted License No. 178/UBCK-GP issued by the State Securities Commission on December 10, 2008, Adjusted License No. 365/UBCK-GP issued by the State Securities Commission on November 2, 2010, Adjusted License No. 19/GPDC-UBCK dated February 26, 2018, Adjusted License No. 79/GPDC-UBCK dated September 16, 2021.

The Company's head office is located at: 16th Floor, Geleximco Building, No. 36 Hoang Cau Street, O Cho Dua Ward, Hanoi City.

The Company's Charter of Operation was issued in October 2006 and most recently amended and supplemented in September 2021.

Company's Legal capital under Business License: VND 1,011,500,000,000, Contributed Legal capital as at 31 December 2024: VND 1,011,500,000,000; Equivalent to 101,150,000 shares with the price of VND 10,000 per share.

The Company's member entities are as follows:

- 1, Ho Chi Minh City Branch;
- 2, Hue City Branch;
- 3, Hai Phong City Branch;
- 4, Da Nang City Branch;
- 5, Thai Binh City Branch;
- 6, Bac Ninh City Branch;
- 7, Vung Tau City Branch;
- 8, Hanoi City Branch;
- 9, Representative Office in Son La.

1.2 . Business field

The Company's business activities include: securities brokerage; principal trading; securities investment advisory; financial advisory; securities underwriting and depository services.

2 . ACCOUNTING SYSTEM AND ACCOUNTING POLICY

2.1 . Accounting period and accounting monetary unit

Annual accounting period commences from 1st January and ends as at 31st December.

The first fiscal year begins on September 29th, 2006 when the Company is granted a certificate of establishment and ends on December 31st, 2006.

The Company maintains its accounting records in VND.

2.2 . Accounting Standards and Accounting system

Applicable Accounting Policies

The Company applies the accounting system applicable to Securities Companies issued by the Ministry of Finance in accordance with Circular No. 210/2014/TT-BTC dated 30 December, 2014 ("Circular 210") providing guidance on accounting systems applicable to securities companies and Circular No. 334/2016/TT-BTC dated 27 December, 2016 ("Circular 334") amending, supplementing and replacing appendices No. 02 and No. 04 of Circular 210. These Circulars provide regulations related to accounting documents, accounting account system as well as methods of preparation and presentation of financial statements applicable to Securities Companies.

Announcement on compliance with Vietnamese standards and accounting system

The Company applies Vietnamese Accounting Standards and supplement documents issued by the State. Financial statements are prepared in accordance with regulations of each standard and supplement documents as well as with current accounting system.

Form of accounting record

The Company is applying accounting record by computer.

2.3 . Basis for preparation of Financial Statements

Financial statements are presented based on historical cost principle.

Interim [Separate] Financial Statements of the Company/Corporation are prepared based on summarization of transactions incurred and recorded into accounting books of dependent accounting entities and the head office of the Company or Corporation/or based on

2.4 . Cash and cash equivalents

Cash and cash equivalents comprise cash on hand, cash in banks and short-term, highly liquid investments with an original maturity of less than three months that are readily convertible into known amounts of cash and that are subject to an insignificant risk of change in value.

Cash deposit for disposing underwriting securities is the money receive from disposing underwriting securities at the designated commercial bank by the function of the Company - Securities underwriting organizations (underwriting principal or secondary) (including proceeds from securities sale agents) and principal, interest and dividend payments of the Issuing Organizations.

Deposits for clearing payment for securities transactions are amounts ready for clearing and settlement of the Company and investors at T + x at the request of the Vietnam Securities Depository Center (VSD). It may be opened at the designated bank to make payment for the purchases or sale of securities according to the net deduction result.

Investors' deposits on securities trading are presented at the non-financial statements (Off - statement of financial accounts).

2.5 . Financial assets and Financial liabilities

a) Initial recognition

Financial assets

Financial assets of the Company including cash and cash equivalents, financial assets at fair value through profit and loss (FVTPL), held-to-maturity investments (HTM), loans, available for sale financial assets (AFS) and receivables. At initial recognition, financial assets are identified by purchasing price/issuing cost plus other expenses directly related to the purchase and issuance of those assets, except financial assets at fair value through profit and loss (FVTPL) are identified by purchasing price/issuing cost.

Financial liabilities

Financial liabilities of the Company including loans, trade payables and other payables, accrued expenses. At initial recognition, financial liabilities are determined by issuing price plus other expense directly related to the issuance of those liabilities.

b) Classification principles

Financial assets at fair value through profit and loss (FVTPL): financial asset is classified as FVTPL if it was held for the purpose of selling or repurchasing in financial market through researching and analyzing with profit-taking expectation. The other financial assets are not classified to FVTPL when they are sold, they must be reclassified to FVTPL.

Financial assets FVTPL is a debt instrument at maturity which must be recognized as receivables and provision as doubtful debts (if any).

Held-to-maturity financial assets (HTM): are non-derivative financial assets with fixed or determinable payments and fixed maturities that the Company has the positive intention and ability to hold to maturity, except for:

- Non-derivative financial assets that the Company classified as fair value through profit or loss (FVTPL) upon initial recognition;
- Non-derivative financial assets classified by the Company as available for sale (AFS);
- Non-derivative financial assets that meet the definition of loans and receivables.

Loans: are non-derivative financial assets with fixed or identifiable payments and not listed on the market.

Types of loan commitments made:

- Margin contract;
- Prepaid of selling securities contract.

After initial recognition, loans are measured at amortized cost using the real interest rate method, except for loans to financial assets recognized at fair value through profit or loss; Financial liabilities arising from the transfer a financial asset that are not eligible for discontinuance or when applicable in accordance with the continued relevant regulations; financial guarantee contracts.

Available for sale financial assets (AFS): are the non-derivative financial assets that are determined as available for sale or are not classified as:

- Loans or Receivables;
- Held to maturity investments;
- Financial assets at fair value through profit and loss (FVTPL).

Financial assets that are invested by the Company but have no short-term investment objectives and long-term objectives have not been identified. Therefore, this is a limited financial asset classified in the Company's operations.

Financial liabilities recognized through profit or loss: are financial liabilities that meet one of the following conditions:

- Financial liabilities are classified by The Board of Management into the holding group for business;
- At the time of initial recognition, the Company classified financial liabilities into groups that recognized through profit or loss.

Financial liabilities recognized by amortized value: financial liabilities are not classified as financial liabilities recognized through profit or loss.

c) *Revalue financial asset principles*

Revaluation of financial assets FTVPL and AFS at market value or fair value is according to the method of valuation in accordance with the law. In case, there is no market prices at the most recent trading date, the Company uses fair value to revalue its financial assets. The fair value is determined on the base of respect for the principle, method or model of valuation theory of financial assets approved by the Board of Management.

The fair value/market value of financial assets is determined in accordance as follows:

- The market value of the securities listed on the Hanoi Stock Exchange and the Ho Chi Minh City Stock Exchange is the closing price of the last trading day counted to the date of revaluation;
- For securities of companies not listed on the stock market but registered for trading on the trading market of unlisted public companies (UPCOM), the market value is determined as the average reference price in the 30 most recent consecutive trading days before the revaluation date announced by the Stock Exchange.
- For listed securities that are cancelled or suspended from trading or cease trading from the sixth trading day onwards, the actual securities price is the book value on the date of the most recent financial statement.
- For unlisted securities and securities not registered for trading on the unlisted public companies trading market (UPCOM), the securities price used as the basis for revaluation is the price collected from reference information sources that the Board of Directors assesses that this price represents the market price of these securities.

For securities without reference from the above sources, the Company has not properly measured the fair values of these securities because Vietnam Accounting Standards and Vietnamese Accounting System apply for securities companies do not have specific guidance on the determination of fair value. Accordingly, fair value is estimated at the original cost of the investment.

The difference in increase/decrease dues to revalue FVTPL are recorded according to the principle of non-offset and presented in the Statement of Comprehensive Income on 02 items: the item "Loss from financial assets at fair value through profit and loss (FVTPL)" - details "Loss from revaluation of financial assets at FVTPL" (if the assessment decreases) and the item "Gain from financial assets at fair value through profit and loss (FVTPL)" - Details "Gain from revaluation of financial assets at FVTPL" (if the assessment increases).

The difference in increase/decrease dues to revalue AFS are recognized directly in equity of the Statements of Financial Position on the item "Asset revaluation differences".

Financial assets held to maturity are reviewed for impairment at the balance sheet date. Provisions are made for these investments when there is objective evidence that the investment is not recoverable or is not likely to be recoverable as a result of one or more loss events that have an adverse effect on the expected future cash flows. Objective evidence of impairment may include a decline in the market value/fair value (if any) of the debt, signs that the debtor or group of debtors are experiencing significant financial difficulties, defaults or delays in payment of interest or principal, the possibility of bankruptcy or financial restructuring of the debtor and observable data that indicate a quantifiable reduction in expected future cash flows, such as changes in repayment terms, financial position associated with the possibility of default. When there is evidence of impairment, the provision balance is determined based on the difference between the allocated value and the fair value at the time of assessment. Increases or decreases in the provision balance are recorded in the Statement of Operations under the item "Provision expenses for financial assets, handling of bad debts, impairment losses of financial assets and borrowing costs of loans".

Loans are made provision of impairment at the Statement of Financial Position date. Provision for loans is made on the basis of the estimated loss, calculated as the difference between the market value of the security used as collateral for the loan and the balance of the loan. Increases and decreases of provision are recognized in the Statement of Comprehensive Income on the "Provision expenses for diminution in value and impairment of financial assets, doubtful receivables and borrowing costs of loans".

2.6 . Short-term and long-term deposits received

Deposits received are recording amounts enterprises received deposits related to business to be performed in compliance with regulations of law in force. Deposits received are not under assets of the Company, the Company has to manage separately from monetary assets of the Company.

2.7 . Short-term and long-term receivables

Receivables from disposal of financial assets: reflecting receivables from disposal of financial assets of the Company (not through Stock Exchange), ...

Receivables from and accruals for dividend and interest income: reflecting receivables from and accruals for dividend and interest income belonging to the Company's financial asset list.

Receivables of services rendered by the Company: reflecting receivables of the Company with the Stock Exchange, the Vietnam Securities Depository (VSD), the Investors are clients of the Company, with Securities issuing organizations or underwriters of securities and receivables from securities trading activities.

Receivables are monitored in detail by receivable term, receivable entity, original currency, and other factors according to the Company's management needs. Receivables are classified as short-term and long-term in the interim financial statements based on the remaining term of receivables at the reporting date.

Provision for impairment of receivables: The provision for doubtful debts is made for receivables that are overdue under an economic contract, a loan agreement, a contractual commitment or a promissory note and for receivables that are not due but difficult to be recovered. Accordingly, the provisions for overdue debts shall be based on the due date stipulated in the initial sale contract, exclusive of the debt rescheduling between contracting parties and the case where the debts are not due but the debtor is in bankruptcy, in dissolution, or missing and making fleeing.

The provision for bad debts is made for each bad debts according to the Circular No.48/2019/TT-BTC issued by Ministry of Finance on 08 August 2009 as follow:

Overdue period	Provision rate
From over six (06) months to less than one (01) year	30%
From one (01) year to less than two (02) years	50%
From two (02) years to less than three (03) years	70%
From three (03) years and above	100%

2.8 . Fixed assets, Finance lease fixed assets and Investment properties

Fixed assets (tangible and intangible) are initially stated at the historical cost. During the using time, fixed assets (tangible and intangible) are recorded at cost, accumulated depreciation and carrying amount.

If these expenditures have resulted in an increase in the future economic benefits expected to be obtained from the use of tangible fixed assets beyond their originally assessed standard of performance, the expenditures are capitalized as an additional cost of tangible fixed assets.

Other costs incurred after fixed assets have been put into operation, such as repairs, maintenance and overhaul costs, are recognised in the statement of operations in the period in which the costs are incurred.

Depreciation is provided on a straight-line basis. Annual rates calculated to write off the cost of each asset evenly over its expected useful life as follows:

- Transportation equipment	06 - 10	year
- Office equipment and furniture	03 - 07	year
- Management software	02 - 06	year
- Management software	03 - 05	year

2.9 . Prepaid expenses

Prepaid expenses only related to present fiscal year are recognised as short-term prepaid expenses and are recorded into operating costs.

Prepaid expenses incurred during the year but related to business operations of several years are recorded as long-term prepaid expenses and are amortised to the income statement in several years.

The Company's prepaid expenses include:

- Tools and supplies include assets held by the Company for use in the normal course of business, with the original cost of each asset being less than VND 30 million and therefore not eligible for recognition as fixed assets under current regulations. The original cost of tools and supplies is allocated on a straight-line basis over a period of 01 to 03 years.

- Other prepaid expenses include office rental costs, copyright service costs and other prepaid expenses recorded at original cost and allocated on a straight-line basis over their useful lives of 01 to 05 years.

2.10 . Short-term and long-term payables

Payables is presented according to term of payables, details for every entity, details for each type of currency and the other factors due to the management of the Company.

Loans: reflects the situation of bond issuance and bond payment; reflect the temporary borrowings and repayment the loans of the Company to the Bank, Vietnam Securities Depository Center, Settlement Assistance Fund or other borrowers in accordance with the regulations on lending activities applicable to securities companies.

Payables for securities transaction activities: reflect the payment situation about Fees for securities trading activities, Securities services for the Stock Exchange, Vietnam Securities Depository (VSD), payable to the Securities release agent.

Payables to a securities issuing organization: reflecting the Securities Issuing Organization payable's receipt and payment of disposing underwriting securities by The Company in the primary or secondary issuing company Primary or secondary securities, including the circumstance which the issued company disposed securities through agents.

2.11 . Borrowing costs

Borrowing costs are recognized as operating expenses in the year, in which it is incurred excepting those which are directly attributable to the construction or production of a qualifying asset are capitalized as part of the cost of that asset in accordance with VAS No. 16 "Borrowing costs". Besides, regarding borrowings serving the construction of fixed assets and investment properties, the interests shall be capitalized even when the construction duration is under 12 months.

2.12 . Accrued expenses

Accrued expenses include payables to goods or services received from the suppliers or provided for the customers during the reporting period, but the payments for such goods or services have not been made and other payables such as annual leave salary, expenses arising from seasonal cessation of production, interest expenses, etc. which are recorded as operating expenses of the reporting period.

The recording of accrued expenses as operating expenses during the year shall be carried out under the matching principle between revenues and expenses during the year. Accrued expenses are settled with actual expenses incurred. The difference between accrued and actual expenses is reverted.

2.13 . Owner's equity

Owner's equity is stated at actually contributed capital of owners.

Share premium is recorded at the difference between the par value with costs directly attributable to the issuance of shares and issue price of shares (including the case of re-issuing treasury shares) and can be a positive premium (if the issue price is higher than par value and costs directly attributable to the issuance of shares) or negative premium (if the issue price is lower than par value and costs directly attributable to the issuance of shares).

Undistributed profits of the Company include realized profits and unrealized profits. Accumulated realized profit of the Company at the end of the previous period is the basis for distributing profit to the owner. Accumulated unrealized profit at the end of the previous period is not the basis for distribution to the owner.

Unrealized profit of the fiscal year is the difference between the total value of revaluation gains and losses of FVTPL financial assets or other financial assets included in the income statement in the Company's financial assets portfolio and deferred income tax expenses/income arising during the year (if any).

Realised profit during the period is the net difference between total revenue and income, and total expenses in the statement of comprehensive income of the Company. The profit is used to allocate for the owner will not contains losses realized at the beginning and losses not yet realized until distributing of interest to the owners. The distribution of the Company's profits to the owner must be transparent and in accordance with the securities law and other relevant laws applicable to the securities company, Charter of the securities company, Resolution of the General Meeting of Shareholders. Profits have distributed income to capital contributing members or shareholders after subtracting the tax liabilities to be calculated on the income they are entitled to.

On December 17, 2021, the Ministry of Finance issued Circular No. 114/2021/TT-BTC to abolish Circular No. 146/2015/TT-BTC of the Minister of Finance guiding the financial regime for securities companies and fund management companies. Accordingly:

- For the balance of the reserve fund to supplement charter capital set aside according to the provisions of Circular No. 146/2014/TT-BTC: Use to supplement charter capital according to current regulations;
- For the balance of financial reserve fund and operational risk fund set aside according to the provisions of Circular No. 146/2014/TT-BTC: Use to supplement charter capital or use according to the decision of the General Meeting of Shareholders, Board of Members or Chairman of the Company according to current regulations.

Dividends to be paid to shareholders are recognised as a payable in Statement of Financial position after the announcement of dividend payment from the Board of Management [Lưu ý: Nếu là đơn vị đã luy ký chứng khoán thì bổ sung thêm ý sau] and announcement of cut-off date for dividend payment of Vietnam Securities Depository Center.

2.14 . Foreign currency transactions

Transactions in currencies other than accounting unit of the Company (VND) are recorded at the rate of exchange ruling at the dates of transactions. Monetary items denominated in foreign currencies are revalued as follow:

- For accounts classifies as asset: applies exchange rates of purchases of commercial banks where Company regularly conducts transaction;
- For accounts classified as liabilities: applies exchange rates of selling foreign currency of commercial banks where Company regularly conducts transaction.

All sums of real exchange rates for foreign currency transactions in the period and real exchange rate upon re-determining accounts derived from foreign currencies at the end of the year are recorded immediately to Statement of Comprehensive Income.

2.15 . Revenue

Rendering of services

Revenue from rendering of services is recognized when the outcome of that transaction can be measured reliably. Where a transaction involving the rendering of services is attributable to several periods, each period's revenue should be recognized by reference to the stage of completion at the balance sheet date. The outcome of a transaction can be estimated reliably when all the following conditions are satisfied:

- The amount of revenue can be measured reliably;
- It is probable that the economic benefits associated with the transaction will flow to the Company;
- The stage of completion of the transaction at the balance sheet date can be measured reliably;
- The costs incurred for the transaction and the costs to complete the transaction can be measured reliably.

The stage of completion of a transaction may be determined by surveys of work completed method

Income from securities trading

Income from disposing of proprietary financial assets FVTPL is determined as the difference between the selling price and the cost of the number of FVTPL financial assets sold. Income from sale of financial assets is income earned.

Income from an increasing revalue of FVTPL proprietary financial assets at fair value. Income from revaluation financial asset in FVTPL proprietary financial assets are unrealized income.

Income derived from FVTPL, HTM, loans including: loan interest arising on loans in accordance with the Law on Securities; Dividends, dividends distributed from stock, bond interest; Interest derived from fixed deposits.

Dividends and dividends arising from financial assets belonging to the Company's portfolio: FVTPL, HTM, and AFS are recognized when the Company is entitled to receive dividends from the ownership of the shares already established.

2.16 . Operating expenses and general and administrative expenses

Costs are recognized into operating costs when it may decrease economic benefits at the generating time or it may be determined in a certain way, no distinction it was paid or not.

2.17 . Financial income, financial expense

Financial income

- Exchange income difference;
- Income from interest is recognized in the Statement of Comprehensive Income on accrual basis;
- Other financial income from investment;

Income from business cooperation contracts

- Exchange expenses;
- Interest expenses;
- Other financial expenses (transfer fees, ...)

2.18 . Taxation

a) Current corporate income tax expenses and Deferred corporate income tax expenses

Current corporate income tax expenses are determined based on taxable income during the year and current corporate income tax rate.

b) Current corporate income tax rate

The Company is subject to corporate income tax of ...% for the... for the fiscal year ended as at 31 December 2018.

2.19 . Earnings per share

Basic earnings per share amounts are calculated by dividing net profit or loss after tax for the year attributable to ordinary shareholders of the Company (after adjusting for the bonus and welfare fund and allowance for Board of Directors) by the weighted average number of ordinary shares outstanding during the year.

2.20 . Related Parties

The parties are regarded as related parties if that party has the ability to control or significantly influence the other party in making decisions about the financial policies and activities. The Company's related parties include:

- Companies, directly or indirectly through one or more intermediaries, having control over the Company or being under the control of the Company, or being under common control with the Company, including the Company's parent, subsidiaries and associates;
- Individuals, directly or indirectly, holding voting power of the Company that have a significant influence on the Company, key management personnel including directors and employees of the Company, the close family members of these individuals;
- Enterprises that the above-mentioned individuals directly or indirectly hold an important part of the voting power or have significant influence on these enterprises.

In considering the relationship of related parties to serve for the preparation and presentation of Financial Statements, the Company should consider the nature of the relationship rather than the legal form of the relationship.

2.21 . Segment information

A segment is a distinguishable component of the Company that is engaged in providing an individual or group of related products or services (business segment), or providing products or services within a particular economic environment (geographical segment). Each segment is subject to risks and returns that are different from other components.

Segment information should be prepared in conformity with the accounting policies adopted for preparing and presenting the financial statements of the Company in order to help users of financial statements better understand and make more informed judgments about the Company as a whole.

3 . VALUE OF SECURITIES TRANSACTION THIS

	Volume of securities transaction this	Volume of securities transaction this VND
Securities company	42,977,781	9,167,771,792,577
- Shares	437,304	22,566,307,542
- Bonds	41,973,077	9,138,834,815,214
- Other securities	567,400	6,370,669,821
Investors	1,143,069,769	27,161,358,141,570
- Shares	1,132,821,234	26,772,040,987,210
- Bonds	2,700,000	298,470,650,000
- Other securities	7,548,535	90,846,504,360
	1,186,047,550	36,329,129,934,147

4 . CASH AND CASH EQUIVALENTS

	31/03/2025	01/01/2025
	VND	VND
Cash on hand	-	-
Cash at bank	69,147,813,191	104,236,513,302
Cash at bank for securities transaction compensation payment	-	-
Cash equivalents	-	-
	69,147,813,191	104,236,513,302

5 . FINANCIAL ASSETS

a) Financial assets at fair value through profit and loss (FVTPL)

	31/03/2025		01/01/2025	
	Book value	Fair value	Book value	Fair value
	VND	VND	VND	VND
Listed securities and upcom securities	23,652,618,371	15,493,496,802	22,076,112,639	16,776,712,002
Unlisted shares	47,061,278,767	47,059,212,864	47,061,278,765	47,059,221,564
Unlisted bonds	93,891,048,330	96,709,250,172	2,057,678,600	2,056,536,392
Fund certificate	1,000,000,000	1,180,000,000	1,011,137,659	960,000,000
Deposit contract	-	-	1,031,845,041,096	1,031,845,041,096
Certificate of deposit	-	-	102,585,163,800	102,585,163,800
	165,604,945,468	160,441,959,838	1,206,636,412,559	1,201,282,674,854

b) Held-to-maturity investments (HTM)

	30/09/2025	01/01/2025
	VND	VND
Short-term deposits	1,399,118,967,995	150,425,523,576
Long-term term deposits	200,445,151,288	-
Unlisted bonds - Corporate bonds	580,000,000,000	694,538,544,365
Certificate of deposit VIETNAM JOINT STOCK COMMERCIAL BANK FOR INDUST	50,000,000,000	-
	2,229,564,119,283	844,964,067,941

c) Loans

	30/09/2025	01/01/2025
	VND	VND
Margin operation	1,369,243,968,789	1,008,034,982,313
Prepaid of selling securities operation	192,122,698,745	57,858,261,707
	1,561,366,667,534	1,065,893,244,020

d) Fluctuation of market value

	Book value		Market value		Increase		Decrease		Revaluation value		Notes
	30/09/2025	01/01/2025	30/09/2025	01/01/2025	30/09/2025	01/01/2025	30/09/2025	01/01/2025	30/09/2025	01/01/2025	
	VND	VND	VND	VND	VND	VND	VND	VND	VND	VND	
Listed securities/ Upcom											
SHN	23,652,618,371	22,076,112,639	15,493,496,802	16,776,712,002	-	59,969,000	(8,159,121,569)	(5,359,369,637)	15,493,496,802	16,776,712,002	
Others	21,100,892,637	21,100,892,639	12,965,736,002	15,744,108,002	-	-	(8,135,156,635)	(5,356,784,637)	12,965,736,002	15,744,108,002	
Unlisted Bonds	2,551,725,734	975,220,000	2,527,760,800	1,032,604,000	-	59,969,000	(23,964,934)	(2,585,000)	2,527,760,800	1,032,604,000	
Bonds of Van Hung Investment and Tourism Joint Stock Company	93,891,048,330	2,057,678,600	96,709,250,172	2,056,536,392	2,818,201,842	1,336,012	-	(2,478,220)	96,709,250,172	2,056,536,392	
	93,891,048,330	2,057,678,600	96,709,250,172	2,056,536,392	2,818,201,842	1,336,012	-	(2,478,220)	96,709,250,172	2,056,536,392	
Certificates of deposit											
Unlisted shares (*)	48,061,278,767	1,079,917,457,520	48,239,212,864	1,079,866,319,861	180,000,000	-	(2,065,903)	(53,194,860)	48,239,212,864	1,079,866,319,861	
Colco Group Construction Engineering and Construction Materials JSC	320,000,000	320,000,000	320,000,000	320,000,000	-	-	-	-	320,000,000	320,000,000	
An Hoa Paper Joint Stock Company	41,842,300,000	41,842,300,000	41,842,300,000	41,842,300,000	-	-	-	-	41,842,300,000	41,842,300,000	
Exim Land Corporation	3,230,000,000	3,230,000,000	3,230,000,000	3,230,000,000	-	-	-	-	3,230,000,000	3,230,000,000	
Vietnam Public Joint Stock Commercial Bank	957,605,000	957,605,000	957,605,000	957,605,000	-	-	-	-	957,605,000	957,605,000	
Xuan Mai Southern Concrete Joint Stock Company	694,687,500	694,687,500	694,687,500	694,687,500	-	-	-	-	694,687,500	694,687,500	
Others	16,686,267	16,686,265	14,620,364	16,686,265	-	-	(2,065,903)	(2,057,201)	14,620,364	14,629,064	
Deposit agreements	-	1,031,845,041,096	-	1,031,845,041,096	-	-	-	-	-	1,031,845,041,096	
Fund certificate	1,000,000,000	1,011,137,659	1,180,000,000	960,000,000	180,000,000	-	-	(51,137,659)	1,180,000,000	960,000,000	
	165,604,945,468	1,104,051,248,759	160,441,959,838	1,098,699,568,255	2,998,201,842	61,305,012	(8,161,187,472)	(5,415,042,717)	160,441,959,838	1,098,697,511,054	

6 . PROVISION FOR IMPAIRMENT OF FINANCIAL ASSETS AND MORTGAGE ASSETS

	30/09/2025	01/01/2025
	VND	VND
Provision for impairment of loans	19,023,599,821	19,023,599,821

19,023,599,821	19,023,599,821
----------------	----------------

7 . RECEIVABLES

	30/09/2025	01/01/2025
	VND	VND
Receivables from and accruals for dividend and interest income	54,330,525,539	29,944,782,273
Receivables from services provided by the Company	10,615,827,095	5,846,349,707
Other receivables	2,122,525,350	3,247,133,352
	67,068,877,984	39,038,265,332

AN BINH SECURITIES JOINT STOCK COMPANY

16th Floor, Geleximco Building, No. 36 Hoang Cau Street, O Cho Dua Ward, Hanoi City

8 . PROVISION FOR IMPAIRMENT OF RECEIVABLES

	Amount of doubtful debt	Current year			Last year
		Beginning	Provision	Reversal	
	VND	VND	VND	VND	VND
Provision for impairment of other re-	7,967,850,220	(6,502,850,220)	-	1,010,000,000	(6,502,850,220)
- Nguyen Hoi Anh	1,390,282,667	(1,390,282,667)	-	-	(1,390,282,667)
- Mai My Trang	1,186,912,000	(1,186,912,000)	-	-	(1,186,912,000)
- Soleil Investment And Hotel	2,500,000,000	(1,750,000,000)	-	-	(1,750,000,000)
- Sunshine Cab Joint Stock	1,350,000,000	(855,000,000)	-	630,000,000	(855,000,000)
- Sunshine Housing Joint Stock	600,000,000	(380,000,000)	-	380,000,000	(380,000,000)
- Ha Thi Thu (KHMg on TK190)	92,629,664	(92,629,664)	-	-	(92,629,664)
- Nguyen Bich Van	331,099,889	(331,099,889)	-	-	(331,099,889)
- Nguyen Huu Trung	400,000,000	(400,000,000)	-	-	(400,000,000)
- Asia Gold Joint Stock Company	40,326,000	(40,326,000)	-	-	(40,326,000)
- Coseveo Tourism and Mineral	60,000,000	(60,000,000)	-	-	(60,000,000)
- Water Joint Stock Company					
- Vung Tau Liquefied Gas Storage	6,600,000	(6,600,000)	-	-	(6,600,000)
- Trading Joint Stock Company					
- Construction, Manufacturing and	10,000,000	(10,000,000)	-	-	(10,000,000)
- Import-Export Company 125					
	7,967,850,220	(6,502,850,220)	-	1,010,000,000	(6,502,850,220)

9 . DEPOSITS, COLLATERALS AND PLEDGES

a) Short-term deposits, collaterals and pledges

	30/09/2025	01/01/2025
	VND	VND
Deposit for securities purchase contract (*)	-	-
Bond purchase contract deposit	-	-
Office rental deposit	-	-
	-	-

b) Long-term deposits, collaterals and pledges

	30/09/2025	01/01/2025
	VND	VND
Deposit for office rental and other services	1,108,253,200	10,480,253,200
	1,108,253,200	10,480,253,200

AN BINH SECURITIES JOINT STOCK COMPANY

16th Floor, Geleximco Building, No. 36 Hoang Cau Street, O Cho Dua Ward, Hanoi City

10 . TANGIBLE FIXED ASSETS

	Buildings	Machinery, equipment	Transportation equipment	Management equipment	Others	Total
	VND	VND	VND	VND	VND	VND
Original cost						
As at 01/01/2025	220,000,001	21,678,021,640	2,413,680,000	36,789,000	-	24,348,490,641
Purchase	-	7,724,970,000	-	-	-	7,724,970,000
Finished construction investment	-	-	-	-	-	-
Others	-	-	-	-	-	-
Transferring into investment property	-	-	-	-	-	-
Liquidating, disposed	-	-	-	-	-	-
Others	-	-	-	-	-	-
As at 30/09/2025	220,000,001	29,402,991,640	2,413,680,000	36,789,000	-	32,073,460,641
Accumulated depreciation						
As at 01/01/2025	220,000,001	16,333,325,473	1,560,045,067	23,759,578	-	18,137,130,119
Depreciation	-	1,890,565,283	150,606,619	6,897,942	-	2,048,069,844
Others	-	-	-	-	-	-
Transferring into investment property	-	-	-	-	-	-
Liquidating, disposed	-	-	-	-	-	-
Others	-	-	-	-	-	-
As at 30/09/2025	220,000,001	18,223,890,756	1,710,651,686	30,657,520	-	20,185,199,963
Net carrying amount						
As at 01/01/2025	-	-	-	-	-	-
As at 30/09/2025	-	5,344,696,167	853,634,933	13,029,422	-	6,211,360,522
As at 30/09/2025	-	11,179,100,884	703,028,314	6,131,480	-	11,888,260,678
As at 30/09/2025	-	-	-	-	-	-
As at 30/09/2025	-	-	-	-	-	-

11 . INTANGIBLE FIXED ASSETS

	Trading and accounting software	Other intangible assets	Total
	VND	VND	VND
Original cost			
As at 01/01/2025	43,807,528,045	61,500,000,000	105,307,528,045
Purchase	85,555,000	-	85,555,000
As at 30/09/2025	43,893,083,045	61,500,000,000	105,393,083,045
Accumulated depreciation			
As at 01/01/2025	35,358,506,103	-	35,358,506,103
Depreciation	1,515,036,266	-	1,515,036,266
As at 30/09/2025	36,873,542,369	-	36,873,542,369
Net carrying amount			
As at 01/01/2025	8,449,021,942	61,500,000,000	69,949,021,942
As at 30/09/2025	7,019,540,676	61,500,000,000	68,519,540,676

12 . DEPOSITS TO SETTLEMENT ASSISTANCE FUND

	30/09/2025	01/01/2025
	VND	VND
Initial deposit	120,000,000	120,000,000
Additional deposit	11,783,064,342	11,783,064,342
Additional deposit	8,096,935,658	8,096,935,658
Ending balance	20,000,000,000	20,000,000,000

13 . LOANS AND DEBTS

	01/01/2025	Increase in the	Decrease in the	30/09/2025
	VND	VND	VND	VND
Short-term loans	1,893,725,960,117	32,448,901,229,320	-	2,618,570,699,894
Loans from banks	1,739,000,000,000	5,900,800,000,000	5,495,500,000,000	2,144,300,000,000
Loans from other entities	154,725,960,117	26,548,101,229,320	26,228,556,489,543	474,270,699,894
	1,893,725,960,117	32,448,901,229,320	31,724,056,489,543	2,618,570,699,894

14 . PAYABLES FOR SECURITIES TRANSACTION ACTIVITIES

	30/09/2025	01/01/2025
	VND	VND
Payable to Hanoi Stock Exchange	-	4,540,000
Must pay transaction fees to branches and transaction offices	178,638,310	178,638,310
Payable to other organizations and individuals	3,163,461,626	1,789,012,641
	3,342,099,936	1,972,190,951

15 . TRADE PAYABLES

	30/09/2025	01/01/2025
	VND	VND
Payable for purchase of financial assets	392,496,075	392,496,075
VIETSUN Investment and Trading Joint Stock Company	9,091,971	11,297,543
Tat Dat Construction and Trading Joint Stock Company	645,271,154	645,271,154
UHY Auditing and Consulting Co., Ltd.	-	113,400,000
ABBA Security Services Company Limited	24,300,000	-
La Vie Company Limited	6,632,043	7,263,686
Payable to other vendors	418,111,908	37,364,308
	1,495,903,151	1,207,092,766

16 . TAX PAYABLES AND STATUTORY OBLIGATIONS

	30/09/2025	01/01/2025
	VND	VND
Value added tax	596,132,034	47,622,236
Business income tax	24,526,729,198	24,842,126,529
Personal income tax	5,271,560,651	6,666,754,738
Other taxes	-	-
	30,394,421,883	31,556,503,503

The Company's tax settlements are subject to examination by the tax authorities. Because the application of tax laws and regulations on many types of transactions is susceptible to varying interpretations, amounts reported in the financial statements could be changed at a later date upon final determination by the tax authorities.

17 . ACCRUED EXPENSES

	30/09/2025	01/01/2025
	VND	VND
Accrued interest expenses	5,659,067,197	6,191,439,947
Other accrued expenses	5,782,718,058	9,110,087,878
	11,441,785,255	15,301,527,825

18 . OTHER PAYABLES

	30/09/2025	01/01/2025
	VND	VND
Other payables	552,683,644	1,240,337,960
	552,683,644	1,240,337,960

19 . OWNER'S EQUITY

a) Details of owner's invested capital

	Rate	30/09/2025	Rate	01/01/2025
	(%)	VND	(%)	VND
Geleximco Group - JSC	45.85	463,795,170,000	45.85	463,795,170,000
Mr. Chu Van Man	400%	40,500,000,000	400%	40,500,000,000
Mr. Nguyen Van Anh	6.69	67,649,180,000	6.69	67,649,180,000
Mr. Vu Duc Chinh	1073%	108,550,710,000	1073%	108,550,710,000
Ms. Vu Thi Minh Trang	7.45	75,388,500,000	7.45	75,388,500,000
Treasury stocks	2527%	255,616,440,000	2527%	255,616,440,000
	100.00	1,011,500,000,000	100.00	1,011,500,000,000

b) Undistributed earnings

	30/09/2025	01/01/2025
	VND	VND
Realized earnings	493,366,829,840	391,536,625,062
Unrealized earnings	(2,762,414,669)	(4,282,990,164)
	490,604,415,171	387,253,634,898

c) The situation of income distribution for shareholders or capital contributors

	CUMULATIVE THIS YEAR TO THE END OF THE QUARTER	ACCUMULATED FROM PREVIOUS YEAR TO END OF QUARTER
	VND	VND
Realized earnings undistributed previous year	391,536,625,062	284,831,689,048
Unrealized loss accumulated to the end of the fiscal year	2,064,061,085	1,477,083,219
Realized gain/loss accumulated to the beginning of the year	103,894,265,863	82,908,195,665
Earnings distributed to shareholders accumulate to the end of the fiscal year	493,366,829,840	366,262,801,494
Realized earning undistributed accumulated to the end of the fiscal year	493,366,829,840	366,262,801,494

d) Stock

	30/09/2025	01/01/2025
Quantity of Authorized issuing stocks	101,150,000	101,150,000
Quantity of issued stocks	101,150,000	101,150,000
- Common stocks	101,150,000	101,150,000
Quantity of circulation stocks	101,150,000	101,150,000
- Common stocks	101,150,000	101,150,000
Par value per stock (VND)	10,000	10,000

f) Capital transactions with owners and distribution of dividends and profits		30/09/2025	01/01/2025
	VND	VND	
Owner's invested capital	1,011,500,000,000	1,011,500,000,000	
- At the beginning of	1,011,500,000,000	1,011,500,000,000	
- Increase in the	-	-	
- Decrease in the	-	-	
- At the ending of	1,011,500,000,000	1,011,500,000,000	
Distributed dividends and profit	-	-	
- Distributed dividends on last profit	-	-	
- Estimate-distributed dividends on this profit	-	-	
Dividends declared after each balance sheet date	-	-	
- Declared dividend on common stocks	-	-	
- Declared dividend on preferred stocks	-	-	
g) Stock		30/09/2025	01/01/2025
	VND	VND	
Quantity of Authorized issuing stocks	101,150,000	101,150,000	
Quantity of issued stocks	101,150,000	101,150,000	
- Common stocks	101,150,000	101,150,000	
- Preferred stocks	-	-	
Quantity of repurchased stocks	-	-	
- Common stocks	-	-	
- Preferred stocks	-	-	
Quantity of circulation stocks	101,150,000	101,150,000	
- Common stocks	101,150,000	101,150,000	
- Preferred stocks	-	-	
Par value per stock (VND)	10,000	10,000	
20 . FINANCIAL ASSETS LISTED/REGISTERED AT THE VSD OF THE COMPANY		30/09/2025	01/01/2025
	VND	VND	
Unrestricted financial assets	100,000,000,000	50,000,000,000	
Restricted financial assets	-	-	
Mortgage financial assets	100,000,000,000	50,000,000,000	
Blocked and temporarily held financial assets	-	77,000,000	
Financial assets awaiting settlement	-	77,000,000	
Financial assets waiting for loans	-	-	
Financial assets collateral loan security	-	-	
	<u>100,000,000,000</u>	<u>50,077,000,000</u>	
21 . THE COMPANY'S NON-TRADED FINANCIAL ASSETS DEPOSITED AT THE VSD		30/09/2025	01/01/2025
	VND	VND	
Unrestricted and non-traded financial assets deposited at the VSD	9,360,000	-	
Restricted and non-traded financial assets deposited at the VSD	-	-	
Non-traded and mortgage financial assets deposited at the VSD	-	-	
Non-traded and blocked financial assets deposited at the VSD	-	-	
	<u>9,360,000</u>	<u>-</u>	

22 . THE COMPANY'S AWAITING FINANCIAL ASSETS		
	30/09/2025	01/01/2025
	VND	VND
The Company's awaiting financial assets	-	-
	<u>-</u>	<u>-</u>
THE COMPANY'S FINANCIAL ASSETS CORRECT TRADING ERRORS		
	30/09/2025	01/01/2025
	VND	VND
The Company's financial assets correct trading errors	-	-
	<u>-</u>	<u>-</u>
23 . THE COMPANY'S FINANCIAL ASSETS WHICH ARE NOT DEPOSITED AT THE VSD		
	30/09/2025	01/01/2025
	VND	VND
The Company's financial assets which are not deposited at the VSD	232,317,970,000	132,417,970,000
	<u>232,317,970,000</u>	<u>132,417,970,000</u>
24 . FINANCIAL ASSETS LISTED/REGISTERED AT THE VSD OF INVESTORS		
	30/09/2025	01/01/2025
	VND	VND
Unrestricted financial assets	15,765,202,283,000	14,402,301,940,000
Restricted financial assets	1,370,123,420,000	1,363,330,680,000
Mortgage financial assets	9,407,342,080,000	3,492,642,080,000
Blocked financial assets	2,198,960,000	2,291,960,000
Financial assets awaiting settlement	28,100,250,000	45,134,240,000
Financial assets awaiting for loans	-	-
	<u>26,572,966,993,000</u>	<u>19,305,700,900,000</u>
25 . NON-TRADED FINANCIAL ASSETS DEPOSITED AT THE VSD OF INVESTORS		
	30/09/2025	01/01/2025
	VND	VND
Unrestricted and non-traded financial assets deposited at the VSD	49,546,990,000	19,073,910,000
Restricted and non-traded financial assets deposited at the VSD	213,800,000	63,498,450,000
Non-traded and mortgage financial assets deposited at the VSD	-	-
Non-traded and blocked financial assets deposited at the VSD	-	-
	<u>49,760,790,000</u>	<u>82,572,360,000</u>
26 . AWAITING FINANCIAL ASSETS OF INVESTORS		
	30/09/2025	01/01/2025
	VND	VND
Awaiting financial assets of investors	328,417,691,270	-
	<u>328,417,691,270</u>	<u>-</u>
27 . INVESTORS' DEPOSITS		
	30/09/2025	01/01/2025
	VND	VND
Investors' deposits for securities trading activities managed by the Company	577,689,949,551	234,759,051,980
1. Domestic investors	576,282,441,296	234,759,051,980
2. Foreign investors	1,407,508,255	-
Investors' deposits for securities transaction clearing and settlement	6,666,150	6,666,150
1. Domestic investors	6,666,150	6,666,150

	<u>577,696,615,701</u>	<u>234,765,718,130</u>
28 . PAYABLES TO INVESTORS		
	<u>30/09/2025</u>	<u>01/01/2025</u>
	VND	VND
1. Payables to investors - Investors' deposits for securities trading activities managed by the Company	577,689,949,551	234,759,051,980
1.1 Domestic investors	576,282,441,296	233,671,113,396
1.2 Foreign investors	1,407,508,255	1,087,938,584
	<u>577,689,949,551</u>	<u>234,759,051,980</u>
29 . PAYABLES FOR DIVIDEND, PRINCIPAL AND INTEREST FROM BONDS		
	<u>30/09/2025</u>	<u>01/01/2025</u>
	VND	VND
Payables for dividend, principal and interest from bonds to investors	6,666,150	6,666,150
Payables for dividend to shareholders or profit to shareholders	-	-
	<u>6,666,150</u>	<u>6,666,150</u>
30 . LOAN PAYABLES OF INVESTORS TO THE COMPANY		
	<u>30/09/2025</u>	<u>01/01/2025</u>
	VND	VND
1. Margin transaction payables	1,369,243,968,789	1,008,034,982,313
1.1 Principal of margin transaction	1,369,243,968,789	1,008,034,982,313
Domestic investors	1,369,243,968,789	1,008,034,982,313
Foreign investors	-	-
1.2 Interest of margin transaction	-	-
Domestic investors	-	-
2. Prepaid of selling securities operation payables	192,122,698,745	57,858,261,707
2.1 Principal of prepaid of selling securities operation	192,122,698,745	57,858,261,707
Domestic investors	192,122,698,745	57,858,261,707
	<u>1,561,366,667,534</u>	<u>1,065,893,244,020</u>

AN BINH SECURITIES JOINT STOCK COMPANY

16th Floor, Geleximco Building, No. 36 Hoang Cau Street, O Cho Dua Ward, Hanoi City

31 . OPERATING INCOME

a) Profit, loss of financial assets

	Quantity	Total amount	Cost of goods sold	Gain, loss from trading shares of current year		Gain, loss from trading shares of the previous year		Notes
				Gain	Loss	Gain	Loss	
		VND	VND	VND	VND	VND	VND	
- Other listed stocks/bonds	216,145	6,964,756,100	6,661,761,442	364,870,112	61,875,454	-	-	-
- Listed bonds	285,652	29,520,705,940	29,522,466,808	29,933,333	139,164,201	112,158,316	385,064,038	
- Unlisted Bonds	20,869,550	3,073,179,653,127	3,057,814,144,398	15,652,997,319	1,001,746	11,889,695,784	759,781,009	
- Certificates of Deposit and	-	-	-	-	-	-	-	-
- Other unlisted stocks	-	-	-	-	-	-	-	-
		3,109,665,115,167	3,093,998,372,648	16,047,800,764	202,041,401	12,001,854,100	1,144,845,047	

b) Dividend, interest income from financial assets at FVTPL, loans, HTM, AFS

	Quarter III/2025	Quarter III/2024
	VND	VND
Financial assets at fair value through profit and loss (FVTPL)	888,584,802	6,117,835,615
Held-to-maturity investments (HTM)	32,810,496,670	11,637,739,006
Loans	40,727,849,121	30,823,309,889
	<u>74,426,930,593</u>	<u>48,578,884,510</u>

d) Revenue outside of financial assets income

	Quarter III/2025	Quarter III/2024
	VND	VND
- Other revenue	127,186,402	115,008,454
Net revenue from operating activities	<u>127,186,402</u>	<u>115,008,454</u>

32 . FINANCIAL INCOME

	Quarter III/2025	Quarter III/2024
	VND	VND
Exchange rate difference	-	-
- Gain of realized rate exchange difference	-	-
- Gain of unrealized rate exchange difference	-	-
Income from interest on demand deposits	483,601,582	276,259,641
Other financial income	-	-
	<u>483,601,582</u>	<u>276,259,641</u>

33 . FINANCIAL EXPENSES

	Quarter III/2025	Quarter III/2024
	VND	VND
Exchange rate difference	-	-
- Loss of realized exchange rate difference	-	-
- Loss of unrealized exchange rate difference	-	-
Borrowing costs	29,208,620,114	15,607,417,914
	<u>29,208,620,114</u>	<u>15,607,417,914</u>

34 . GENERAL ADMINISTRATIVE EXPENSES

	Quarter III/2025	Quarter III/2024
	VND	VND
Labor expenses	13,799,542,848	11,694,445,879
Trade union fund, Social insurance, Health insurance, Unemployment insurance	565,005,000	615,138,500
Office supplies expenses	441,598,783	157,905,938
Tools, supplies	91,657,503	87,256,957
Depreciation and amortisation	1,231,289,822	1,280,158,038
Tax, fees and charge	980,353	2,218,315
Expenses from external services	4,831,190,422	3,722,761,261
Other expenses	-	-
	20,961,264,731	17,559,884,888

35 . OTHER INCOME

	Quarter III/2025	Quarter III/2024
	VND	VND
Gain from liquidation, disposal of fixed assets	-	4,636,363
Receivables from penalty	-	-
Other income	1,338,610	-
	1,338,610	4,636,363

36 . OTHER EXPENSES

	Quarter III/2025	Quarter III/2024
	VND	VND
Loss from liquidation, disposal of fixed assets	-	-
Penalty fees	-	1,907,940,008
Other expenses	-	13,985,000
	-	1,921,925,008

37 . CURRENT CORPORATE INCOME TAX EXPENSES

	Quarter III/2025	Quarter III/2024
	VND	VND
Total profit before tax	57,750,990,131	33,131,091,597
Increase	1,020,000,000	1,921,925,006
- <i>Unreasonable expenses</i>	<i>1,020,000,000</i>	<i>1,921,925,006</i>
Decrease	(2,374,716,272)	(4,106,148,661)
- <i>Dividend</i>	<i>(888,584,802)</i>	<i>3,662,827,924</i>
- <i>Switching losses last year</i>	<i>(1,486,131,470)</i>	<i>(7,768,976,585)</i>
- <i>Switching losses last year</i>	-	-
Taxable income	56,396,273,859	30,946,867,942
Adjustment of tax expenses in previous s and tax expenses in the current	-	-
	11,279,254,772	6,189,373,588

38 . BASIC EARNINGS PER SHARE

Earning per share distributed to common shareholders of the company is calculated as follows :

	Quarter III/2025	Quarter III/2024
	VND	VND
Undistributed earnings	46,471,735,359	26,941,718,008
Profit distributed for common stocks	46,471,735,359	26,941,718,008
Average circulated common stocks in the	101,150,000	101,150,000
	459	266

Basic earnings per share

The company has not planned to deduct Bonus and welfare from the profit after tax for the fiscal year ended as at 31/12/2015.

As at March 31, 2025, the Company does not have any shares with potential dilution of earnings per share.

AN BINH SECURITIES JOINT STOCK COMPANY

16th Floor, Geleximco Building, No. 36 Hoang Cau Street, O Cho Dua Ward, Hanoi City

39 . SEGMENT REPORTING

Under business fields

	Business activities 1	Business activities 2	Business activities 4	Total from all segments	Elimination	Grant total
	VND	VND	VND	VND	VND	VND
Net revenue from operating activities	39,022,446,474	20,973,343,476	80,371,392,596	140,367,182,546	-	140,367,182,546
Segment expenses	23,864,813,734	6,517,257,688	2,549,176,340	32,931,247,762	-	32,931,247,762
Unallocated expenses	-	-	483,601,582	483,601,582	-	483,601,582
Unallocated expenses	-	-	50,169,884,845	50,169,884,845	-	50,169,884,845
Net profit from operating activities	15,157,632,740	14,456,085,788	27,652,331,411	57,266,049,939	-	57,266,049,939
Segment assets	10,615,827,095	141,418,360,017	3,131,949,841,307	3,283,984,028,419	-	3,283,984,028,419
Unallocated assets	-	-	-	967,397,074,799	-	967,397,074,799
Total assets	10,615,827,095	141,418,360,017	3,131,949,841,307	4,251,381,103,218	-	4,251,381,103,218
Segment liabilities	3,342,099,936	-	2,618,570,699,894	2,621,912,799,830	-	2,621,912,799,830
Unallocated liabilities	-	-	59,262,892,301	59,262,892,301	-	59,262,892,301
Total liabilities	3,342,099,936	-	2,677,833,592,195	2,681,175,692,131	-	2,681,175,692,131

Under geographical areas

All of the Company's business activities are conducted within the territory of Vietnam; therefore, the Company does not prepare segment reports by geographical area.

40 . EVENTS AFTER THE END OF THE REPORTING PERIOD

There were no other events after the end of the reporting period that require adjustment to or disclosure in the Quarter III 2025 Financial Statements.

Do Thi Ha Yen
Preparer

Le Thi Thu Hien
Chief Accountant



Nham Ha Hai
General Director
Ha Noi, 20 October 2025

