


# **DET MAY 7 JOINT STOCK COMPANY**

==== & ====



## **COMBINED FINANCIAL STATEMENTS THIRD QUARTER OF 2025**



**BALANCE SHEET**  
As at 30 September 2025

Unit: VND

Items		Codes	Notes	Closing balance	Opening balance
<b>ASSETS</b>					
<b>A.</b>	<b>CURRENT ASSETS</b>	<b>100</b>		<b>234.254.249.204</b>	<b>389.114.842.980</b>
<b>I.</b>	<b>Cash and cash equivalents</b>	<b>110</b>	<b>V.1</b>	<b>5.055.484.333</b>	<b>92.531.395.343</b>
1.	Cash	111		5.055.484.333	32.531.395.343
2.	Cash equivalents	112		-	60.000.000.000
<b>III.</b>	<b>Short-term receivables</b>	<b>130</b>		<b>58.793.149.536</b>	<b>194.528.932.638</b>
1.	Short-term trade receivables	131	V.2	54.652.784.606	188.715.613.774
2.	Short-term advances to suppliers	132	V.3	7.807.940.584	4.064.886.612
6.	Other short-term receivables	136	V.4	485.246.517	5.901.254.423
7.	Provision for short-term doubtful debts	137		(4.152.822.171)	(4.152.822.171)
<b>IV.</b>	<b>Inventories</b>	<b>140</b>	<b>V.5</b>	<b>160.934.049.020</b>	<b>101.851.256.997</b>
1.	Inventories	141		160.934.049.020	101.851.256.997
2.	Provision for devaluation of inventories	149		-	-
<b>V.</b>	<b>Other short-term assets</b>	<b>150</b>		<b>9.471.566.315</b>	<b>203.258.002</b>
1.	Short-term prepayments	151	V.6a	4.986.176.073	12.550.000
2.	Value added tax deductibles	152		4.485.390.242	190.708.002
<b>B.</b>	<b>NON-CURRENT ASSETS</b>	<b>200</b>		<b>130.898.763.714</b>	<b>150.929.722.484</b>
<b>I.</b>	<b>Long-term receivables</b>	<b>210</b>		<b>3.600.000.000</b>	<b>5.400.000.000</b>
6.	Other long-term receivables	216	V.4b	3.600.000.000	5.400.000.000
<b>II.</b>	<b>Fixed assets</b>	<b>220</b>		<b>124.444.207.833</b>	<b>137.133.575.711</b>
1.	Tangible fixed assets	221	V.7	124.444.207.833	137.133.575.711
	- Cost	222		527.077.780.190	526.009.496.469
	- Accumulated depreciation	223		(402.633.572.357)	(388.875.920.758)
<b>III.</b>	<b>Investment property</b>	<b>230</b>		-	-
<b>IV.</b>	<b>Long-term assets in progress</b>	<b>240</b>	<b>V.8</b>	-	-
2.	Long-term construction in progress	242		-	-
<b>V.</b>	<b>Long-term financial investments</b>	<b>250</b>		-	-
<b>VI.</b>	<b>Other long-term assets</b>	<b>260</b>		<b>2.854.555.881</b>	<b>8.396.146.773</b>
1.	Long-term prepayments	261	V.6b	2.854.555.881	8.396.146.773
2.	Deferred tax assets	262		-	-
<b>TOTAL ASSETS (270 = 100 + 200)</b>		<b>270</b>		<b>365.153.012.918</b>	<b>540.044.565.464</b>



**BALANCE SHEET**  
As at 30 September 2025

Unit: VND

Items		Codes	Notes	Closing balance	Opening balance
<b>RESOURCES</b>					
<b>C.</b>	<b>LIABILITIES</b>	<b>300</b>		<b>86.228.102.484</b>	<b>253.667.233.349</b>
<b>I.</b>	<b>Current liabilities</b>	<b>310</b>		<b>86.228.102.484</b>	<b>253.667.233.349</b>
1.	Short-term trade payables	311	V.9	52.218.094.955	78.681.402.546
2.	Short-term advances from customers	312	V.10	7.808.495.111	123.893.342.277
3.	Taxes and amounts payable to the State budget	313	V.11	1.089.099.348	7.158.080.195
4.	Payables to employees	314		6.678.374.862	22.472.513.469
5.	Short-term accrued expenses	315		636.740.414	749.978.474
9.	Other current payables	319	V.12	13.484.005.766	17.295.582.501
11.	Short-term provisions	321		-	-
12.	Bonus and welfare funds	322		4.313.292.028	3.416.333.887
<b>II.</b>	<b>Long-term liabilities</b>	<b>330</b>		-	-
4.	Inter-company payables regarding operating capita	334		-	-
<b>D.</b>	<b>EQUITY</b>	<b>400</b>		<b>278.924.910.434</b>	<b>286.377.332.115</b>
<b>I.</b>	<b>Owner's equity</b>	<b>410</b>	<b>V.13</b>	<b>278.924.910.434</b>	<b>286.377.332.115</b>
1.	Owner's contributed capital	411		154.111.000.000	154.111.000.000
	- Ordinary shares carrying voting rights	411a		154.111.000.000	154.111.000.000
8.	Investment and development fund	418		109.556.974.666	93.150.510.200
11.	Retained earnings	421		15.256.935.768	39.115.821.915
	- Retained earnings accumulated to the prior year end	421a		693.815.320	5.809.901
	- Retained earnings of the current period	421b		14.563.120.448	39.110.012.014
<b>II.</b>	<b>Other resources and funds</b>	<b>430</b>		-	-
<b>TOTAL RESOURCES (440 = 300+ 400)</b>		<b>440</b>		<b>365.153.012.918</b>	<b>540.044.565.464</b>

PREPAIRER



Nguyen Thi Lieu

CHIEF ACCOUNTANT



Nguyen Thi Duc

DIRECTOR



Dinh Quang Nhan

Tan Binh, 20 October 2025

**DET MAY 7 JOINT STOCK COMPANY**

109A Tran Van Du, Tan Binh Ward, Ho Chi Minh City

**INCOME STATEMENT**

**3rd quarter of 2025**

Unit: VND


Items		Codes	Notes	3rd quarter		Accumulated from the beginning of the year	
				2025	2024	2025	2024
1.	Gross revenue from goods sold and services rendered	01	VI.1	105.815.294.905	359.869.646.594	395.384.372.393	576.954.757.578
2.	Deductions	02	VI.2				
3.	Net revenue from goods sold and services rendered (10 = 01 - 02)	10		105.815.294.905	359.869.646.594	395.384.372.393	576.954.757.578
4.	Cost of sales	11	VI.3	97.578.824.691	324.044.086.614	348.421.076.178	500.612.366.964
5.	Gross profit from goods sold and services rendered (20 = 10 - 11)	20		8.236.470.214	35.825.559.980	46.963.296.215	76.342.390.614
6.	Financial income	21	VI.4	153.783.561	318.312.609	1.721.598.821	763.592.940
7.	Financial expenses	22	VI.5				
	- In which: Interest expense	23					
8.	Selling expenses	25	VI.8	1.788.686.359	2.837.556.015	5.162.876.762	5.172.690.848
9.	General and administration expenses	26	VI.8	5.834.230.338	9.878.849.527	24.805.374.819	26.280.225.893
10.	Operating profit (30=20+(21-22)-(25+26))	30		767.337.078	23.427.467.047	18.716.643.455	45.653.066.813
11.	Other income	31	VI.6	264.788.175	17.770.821.177	2.128.128.246	18.059.778.660
12.	Other expenses	32	VI.7	1	7.247.403.617	2.631.096.141	7.247.956.216
13.	Other profit	40		264.788.174	10.523.417.560	(502.967.895)	10.811.822.444
14.	Accounting profit before tax (50 = 30 + 40)	50		1.032.125.252	33.950.884.607	18.213.675.560	56.464.889.257
15.	Current corporate income tax expense	51	VI.10	188.963.024	6.835.668.390	3.650.555.112	11.366.238.280
16.	Deferred corporate tax income	52		17.462.027	67.534.410	-	39.765.450
17.	Net profit after corporate income tax (60 = 50 - 51 - 52)	60		825.700.201	27.047.681.807	14.563.120.448	45.058.885.527
18.	Basic earnings per share	70					
19.	Diluted earnings per share	71					

PREPAIRER



Nguyen Thi Lieu

CHIEF ACCOUNTANT



Nguyen Thi Duc



Tan Binh, 20 October 2025

DIRECTOR



Dinh Quang Nhan




**CASH FLOW STATEMENT**  
(Direct method)  
From 01/01/2025 to 30/9/2025

Unit: VND

Items	Codes	Notes	From 01/01/2025 to 30/9/2025	From 01/01/2024 to 30/9/2024
<b>I. Cash flows from operating activities</b>				
1. Cash receipts from goods sale, services supply and others	01		409.590.032.344	669.788.304.555
2. Cash payments to goods suppliers and service providers	02		(382.168.615.115)	(474.522.250.842)
3. Cash payments to employees	03		(60.700.167.082)	(60.558.322.579)
5. Cash payment of enterprise income tax	05		(7.711.841.516)	(9.422.292.871)
6. Other cash receipts from business activities	06		15.688.371.356	20.051.355.260
7. Other cash payments to production and business activities	07		(36.150.585.918)	(46.554.094.597)
<b>Net cash flows from business activities</b>	<b>20</b>		<b>(61.452.805.931)</b>	<b>98.782.698.926</b>
<b>II. Cash flow from investment activities</b>				
1. Cash payments to procure and/or construct fixed assets and other long-term assets	21		(6.956.010.000)	(11.907.588.000)
2. Cash receipts from the liquidation, assignment or sale of fixed assets and other long-term assets	22		38.750.000	306.876.000
7. Cash receipts from loan interests, dividends and earned profits	27		1.721.598.821	763.592.940
<b>Net cash flow from investment activities</b>	<b>30</b>		<b>(5.195.661.179)</b>	<b>(10.837.119.060)</b>
<b>III. Cash flow from financial activities</b>				
6. Cash payments of dividends or profits to owners or shareholders	36		(20.827.443.900)	(23.563.018.659)
<b>Net cash flow from financial activities</b>	<b>40</b>		<b>(20.827.443.900)</b>	<b>(23.563.018.659)</b>
<b>Net cash flow in the period (50=20+30+40)</b>	<b>50</b>		<b>(87.475.911.010)</b>	<b>64.382.561.207</b>
<b>Cash and cash equivalents at the beginning of period</b>	<b>60</b>		<b>92.531.395.343</b>	<b>15.299.677.570</b>
Effects of changes in foreign exchange rates	61			
<b>Cash and cash equivalents at the end of period (70 = 50+60+61)</b>	<b>70</b>		<b>5.055.484.333</b>	<b>79.682.238.777</b>

PREPAIRER



Nguyen Thi Lieu

CHIEF ACCOUNTANT



Nguyen Thi Duc

Tan Binh, 20 October 2025



DIRECTOR

Dinh Quang Nhan

**NOTES TO THE FINANCIAL STATEMENTS**  
**3rd quarter of 2025**

**I. GENERAL INFORMATION**

**1. General information**

Det May 7 Joint Stock Company which was transformed from Det May 7 One-member limited liability company on 03 July 2017 under the Enterprise Registration Certificate No.0300509782 and the 7th amendment dated 31 July 2025, issued by the Department of Finance of Ho Chi Minh City.

The Company's head office is located at 109A Tran Van Du Street, Tan Binh Ward, Ho Chi Minh City, Vietnam.

The company has the following affiliated units: Det May 7 Joint Stock Company - Ha Nam Branch at Hamlet 8, Nam Ly Commune, Ninh Binh Province, Vietnam. The branch operates under the authorization of the Company No. 0300509782-002 issued by the Department of Planning and Investment of Ha Nam Province on 30 March 2021.

The charter capital under the Enterprise Registration Certificate is 154,111,000,000 VND, details are as follows:

Investors	Ratio (%)	Closing Balance	Opening Balance
- Dong Hai One Member Limited Liability Company	51,00	78.596.610.000	78.596.610.000
- Thanh Vinh Company Limited	12,98	20.200.000.000	20.200.000.000
- Ms. Tran Thi Phuong Hanh	12,98	20.200.000.000	20.200.000.000
- Mr. Dang Van Lam	12,98	20.200.000.000	20.200.000.000
- Others	10,06	14.914.390.000	14.914.390.000
<b>Total</b>	<b>100,00</b>	<b>154.111.000.000</b>	<b>154.111.000.000</b>

**2. Business sector**

The Company operates in production and trading.

**3. Operating industry**

- Weaving, dyeing, printing, sewing;
- Machining machinery;

- Buy and sell materials, components, chemicals, and products of the weaving, dyeing, printing, and sewing industries and mechanical engineering

**4. Normal production and business cycle: 12 months**

**5. Characteristics of the business activities in the fiscal year which have impact on the financial statements**

The company's ownership structure was converted from Det May 7 One-member limited liability company into a joint stock company named Det May 7 Joint Stock Company under the Enterprise Registration Certificate No.0300509782 dated 03 July 2017.

**II. FINANCIAL YEAR AND ACCOUNTING CONVENTION**

**1. Financial year**

The Company's financial year begins on 01 January and ends on 31 December 2025.

**2. Accounting convention**

The financial statements are prepared on an accrual basis in accordance with the historical cost principle.

**III. ACCOUNTING STANDARDS AND REGIME APPLIED**

**1. Accounting regime applied**

The Company applies the Accounting regime under the Circular No. 200/2014/TT-BTC dated 22 December 2014 and Circular No. 53/2016/TT-BTC dated 21 March 2016 by Ministry of Finance amending and supplementing some articles of Circular No. 200/2014/TT-BTC.

**2. Accounting standards and regime applied**

The Board of Director commits to comply with Vietnamese Accounting Standards, accounting regime for enterprises and legal regulations relating to material respects.

**IV. SUMMARY OF SIGNIFICANT ACCOUNTING POLICIES**

**1. Cash and cash equivalents**

Cash and cash equivalents comprise cash on hand, bank deposits, cash in transit, demand deposits and short-term (with an original maturity of no more than three months) that are readily convertible to known amounts of cash and which are subject to an insignificant risk of changes in value.

**2. Investments**

**3. Receivables**



**NOTES TO THE FINANCIAL STATEMENTS**  
**3rd quarter of 2025**

Receivables in the financial statements represent the estimated amounts recoverable. The amount of receivables is estimated based on stated book value less provision for doubtful debts for the value lost due to overdue payment or the customer's inability to pay.

**4. Inventories**

Inventories are calculated at cost less allowances for inventory.

Cost comprises cost of purchases, production cost and other attributable expenses to bring inventory to its correct state and current location.

Net realizable value is the estimated selling price less the estimated costs to completion along with costs incurred in marketing, selling and distributing the product.

The company applies the perpetual inventory method.

Cost is calculated using the weighted average method.

Provision for devaluation of inventories is made in accordance with prevailing accounting regulations which allow provision to be made for obsolete, damaged, or sub-standard inventories and for those which have costs higher than net realisable values as at reporting date.

**5. Tangible fixed assets and depreciation**

Tangible fixed assets are stated at cost less accumulated depreciation

The costs of purchased tangible fixed assets comprise their purchase prices and any directly attributable costs of bringing the assets to their working condition and location for their intended use. The costs of purchasing, upgrading, and renewing fixed assets are capitalized, and maintenance and repair costs is recognised in the income statement.

Loss or gain resulting from sales and disposals of tangible fixed assets is the difference between profit from sales or disposals of assets and their residual values and is recognised in the income statement.

Tangible fixed assets are depreciated using the straight-line method over their estimated useful lives as follows:

<i>Buildings and structures</i>	<i>05 - 25 years</i>
<i>Machinery and equipment</i>	<i>03 - 10 years</i>
<i>Motor vehicles</i>	<i>06 - 10 years</i>
<i>Office equipment</i>	<i>03 - 05 years</i>

**6. Intangible assets and amortisation**

**7. Construction in progress**

Properties in the course of construction for production, rental or administrative purposes, or for other purposes, are carried at cost. The cost includes service costs and interest expense in accordance with the Company's accounting policy.

**8. Prepayments**

Prepayments includes short-term and long-term expenses, presented as net book value. Prepaid expenses are capitalized and allocated to operating results during the financial year using the straight-line method.

Prepaid expenses that bring economic benefits for more than 1 year are classified as long-term prepaid expenses.

**9. Trade payables and accrued expenses**

Accounts payable are monitored in detail by payable terms, debtors, original currency and other factors depending on the Company's managerial requirements. Accounts payable to suppliers include trade payables arising from buying-selling transactions and payables for import through entrustees (in import entrustment transactions). Other payables include non-trade payables, not related to buying-selling transactions. Accounts payable are classified as short-term and long-term in the consolidated statement of financial position based on the remaining year of these payables at the reporting date.

Accrued expenses are recognized for amounts to be paid in the future for goods and services received, whether or not billed to the Company or lack of accounting document, which are recorded to operating expenses of the reporting period.

Production and business expenses incurred during the period but not yet paid, as well as costs not yet actually incurred but provisioned in advance for the current period to ensure that actual payments, when they occur, do not cause sudden spikes in production and business costs, are recognized as accrued expenses.

NOTES TO THE FINANCIAL STATEMENTS  
3rd quarter of 2025

**10. Payable provisions**

Payable provisions are recognised when the Company has a present obligation as a result of a past event, and it is probable that the Company will be required to settle that obligation. Provisions are measured at the management's best estimate of the expenditure required to settle the obligation as at the balance sheet date.

**11. Revenue**

Revenue from the sale of goods is recognised when all five (5) following conditions are satisfied:

- (a) the Company has transferred to the buyer the significant risks and rewards of ownership of the goods;
- (b) the Company retains neither continuing managerial involvement to the degree usually associated with; ownership nor effective control over the goods sold;
- (c) the amount of revenue can be measured reliably;
- (d) it is probable that the economic benefits associated with the transaction will flow to the Company; and
- (e) the costs incurred or to be incurred in respect of the transaction can be measured reliably

Interest income is accrued on a time basis, by reference to the principal outstanding and at the applicable interest rate.

Dividend income from investments is recognised when the Company's right to receive payment has been established.

**12. Cost**

Production, business, and other expenses are recognized in the statement of profit and loss when such expenses lead to a reduction in future economic benefits through a decrease in assets or an increase in liabilities, and when these expenses can be reliably measured.

**13. Borrowing costs**

All incurred loan interest expenses are recognised in the operating results for the period.

**14. Taxation**

Income tax expense represents the sum of the tax currently payable and deferred tax.

The tax currently payable is based on taxable profit for the year. Taxable profit differs from profit before tax as reported in the income statement because it excludes items of income or expense that are taxable or deductible in other years (including loss carried forward, if any) and it further excludes items that are never taxable or deductible.

The Company's corporate income tax expense is calculated at the tax rates in effect on the balance sheet date.

Deferred tax is recognised on significant differences between carrying amounts of assets and liabilities in the financial statements and the corresponding tax bases used in the computation of taxable profit and is accounted for using balance sheet method. Deferred tax liabilities are generally recognised for all temporary differences and deferred tax assets are recognised to the extent that it is probable that taxable profit will be available against which deductible temporary differences can be utilised

Deferred tax is calculated at the tax rates that are expected to apply in the period when the liability is settled or the asset realised. Deferred tax is charged or credited to profit or loss, except when it relates to items charged or credited directly to equity, in which case the deferred tax is also dealt with in equity.

The determination of the tax currently payable is based on the current interpretation of tax regulations. However, these regulations are subject to periodic variation and their ultimate determination depends on the results of the tax authorities' examinations

Other taxes are paid in accordance with the prevailing tax laws in Vietnam.

**15. Related parties**

Parties are considered related if one party has the ability to control or significantly influence the other party in making financial and operating policy decisions.

**V. INFORMATION SUPPLEMENTING THE ITEMS IN THE BALANCE SHEET**

Unit: VND

	Closing balance	Opening balance
<b>1. Cash and cash equivalents</b>		
Cash on hand	319.998.919	456.923.999
Bank demand deposits	4.735.485.414	32.074.471.344
Bank deposits with a term of less than 3 months		60.000.000.000
<b>Total</b>	<b>5.055.484.333</b>	<b>92.531.395.343</b>



NOTES TO THE FINANCIAL STATEMENTS  
3rd quarter of 2025

<b>2. Trade receivables</b>				
<b>Short-term trade receivables</b>				
Department of Military Supplies – General Logistics Department	10.234.388.448		168.569.520.286	
LIEN VIET Construction Trading Investment Corporation	8.037.258.360			
Others	36.381.137.798		18.114.301.758	
<b>Total</b>	<b>54.652.784.606</b>		<b>188.715.613.774</b>	
<b>3. Advances to suppliers</b>				
<b>a. Short-term advances to suppliers</b>				
Vietnam Boiler Joint Stock Company	7.448.400.000		3.724.200.000	
Others	359.540.584		340.686.612	
<b>Total</b>	<b>7.807.940.584</b>		<b>4.064.886.612</b>	
<b>4. Other receivables</b>				
<b>a. Other short-term receivables</b>				
Receivable from employees	188.415.082		122.053.024	
Deposits and mortgages	15.000.000		15.000.000	
Receivable from employee's insurances	263.275.435		274.348.230	
The receivable amount due from the State regarding support for the T3 terminal project is proposed as a final settlement	-		5.250.151.969	
Other receivables	18.556.000		239.701.200	
<b>Total</b>	<b>3.600.000.000</b>		<b>5.400.000.000</b>	
<b>b. Other long-term receivables</b>				
Long - term deposits and mortgages	3.600.000.000		5.400.000.000	
<b>Total</b>	<b>4.085.246.517</b>		<b>11.301.254.423</b>	
<b>5. Inventories</b>				
	<b>Closing balance</b>		<b>Opening balance</b>	
	<b>Cost</b>	<b>Provision</b>	<b>Cost</b>	<b>Provision</b>
Raw materials and supplies	9.596.532.802		11.364.907.973	
Costs of work in progress	31.921.697.122		29.580.200.490	
Finished products	119.415.819.096		60.906.148.534	
<b>Total</b>	<b>160.934.049.020</b>		<b>101.851.256.997</b>	
<b>6. Prepayments</b>				
			<b>Closing Balance</b>	<b>Opening Balance</b>
<b>a. Short-term</b>				
Prepaid expenses for tools and supplies			209.790.526	-
Repair cost			329.583.335	-
Other Short-Term Expenses			4.446.802.212	12.550.000
<b>Total</b>			<b>2.854.555.881</b>	<b>8.396.146.773</b>
<b>b. Long-term</b>				
Operating lease expenses for fixed assets			-	3.041.666.679
Prepaid expenses for tools and supplies			1.198.179.632	1.629.524.297
Repair cost			1.594.444.438	3.644.444.440
Other prepaid expenses			61.931.811	80.511.357
<b>Total</b>			<b>7.840.731.954</b>	<b>8.408.696.773</b>
<b>7. Deductible input VAT</b>				
Deductible input VAT			4.485.390.242	190.708.002
<b>8. Deferred tax assets</b>				
Deferred tax assets related to deductible temporary differences			-	-

NOTES TO THE FINANCIAL STATEMENTS  
3rd quarter of 2025

3rd quarter of 2025				
9. Tangible fixed assets				
Items	Buildings and structures	Machinery and equipment	Motor vehicles and transmission systems	Total
Cost				
Balance as of January 1, 2025	90.921.704.370	426.874.809.491	8.212.982.608	526.009.496.469
- Purchases during the period		2.318.268.518		2.318.268.518
- Disposals, sales		1.249.984.797		1.249.984.797
Balance as of September 30, 2025	90.921.704.370	427.943.093.212	8.212.982.608	527.077.780.190
Accumulated depreciation				
Balance as of January 1, 2025	55.495.429.785	325.642.870.487	7.737.620.486	388.875.920.758
-Depreciation during the period	1.540.134.342	13.285.385.663	182.116.391	15.007.636.396
- Disposals, sales		1.249.984.797		1.249.984.797
Balance as of September 30, 2025	57.035.564.127	337.678.271.353	7.919.736.877	402.633.572.357
Carrying value				
As of January 1, 2025	35.426.274.585	101.231.939.004	475.362.122	137.133.575.711
As of September 30, 2025	33.886.140.243	90.264.821.859	293.245.731	124.444.207.833
The cost of the tangible fixed assets have been fully depreciated awaiting liquidation: VND 592,249,586				
The cost of the tangible fixed assets have been fully depreciated but are still in use: VND 308,553,815,332				
10. Trade payables		Closing balance		Opening balance
	Carrying amount	Amount able to be paid off	Carrying amount	Amount able to be paid off
Current payables				
Thanh Quang Trading Production Investment Company Limited	5.769.737.568	5.769.737.568	18.189.318.355	18.189.318.355
Tan Thuy Lam Production And Trading Company Limited	8.467.542.508	8.467.542.508	19.239.463.370	19.239.463.370
Chauducmedi Production & Trading Company Limited	10.517.800.800	10.517.800.800	1.602.084.944	1.602.084.944
TAN HOA HIEP Trading Company Limited	8.077.258.035	8.077.258.035		
Other payables	19.385.756.044	19.385.756.044	39.650.535.877	39.650.535.877
Total	52.218.094.955	52.218.094.955	78.681.402.546	78.681.402.546
11. Advances from customers			Closing balance	Opening balance
Short-term				
- General Department of Logistics				112.100.000.000
Loan Huynh Import Export Service Trading Company Limited			6.378.318.620	9.555.119.417
Barracks Department – General Logistics			1.340.700.000	
- Other payables			89.476.491	2.238.222.860
Total			7.808.495.111	123.893.342.277



NOTES TO THE FINANCIAL STATEMENTS  
3rd quarter of 2025

12. Taxes and amount receivable from/ payables to the state budget	Opening balance	Payable during the period	Payment during the period	Closing balance
<b>a Taxes payable</b>	<b>7.158.080.195</b>	<b>9.290.650.261</b>	<b>15.359.631.108</b>	<b>1.089.099.348</b>
- Value-added tax (VAT)	2.084.276.457	4.592.611.840	6.676.888.297	-
- Export and import duties	-	11.312.830	11.312.830	-
- Corporate income tax	4.889.021.516	3.650.555.112	7.711.841.516	827.735.112
- Personal income tax	178.057.742	948.271.642	871.275.228	255.054.156
- Resource tax	6.724.480	48.275.920	48.690.320	6.310.080
- Other taxes, fees, and charges	-	4.000.000	4.000.000	-
- Other types of fees	-	35.622.917	35.622.917	-
Value-added tax: The company applies the deduction method				
Corporate income tax (CIT): The company applies a tax rate of 20%				
13. Other payables			Closing balance	Opening balance
<b>Short-term</b>				
- Trade union fee			1.409.397.228	795.514.477
- Dividends of union shareholders			884.998.914	99.032.814
- Party dues			443.551.269	822.175.691
- Social insurance, Health insurance			116.341.379	130.472.103
- Deposits and mortgages received			1.523.875.000	25.000.000
- Dividends payable			-	10.825.640.000
- Payable to Military Zone 7 due to invalid rental receipt			3.477.231.457	3.477.231.457
- Other payables			5.628.610.519	1.120.515.959
<b>Total</b>			<b>13.484.005.766</b>	<b>17.295.582.501</b>
<b>14. Provisions</b>				
<b>Long-term</b>				
- Provision for product warranty				
<b>15. Loss allowance</b>				
- Provision for doubtful debts			4.152.822.171	4.152.822.171
<b>16. Bonus and welfare funds</b>				
- Reward fund			819.141.398	1.674.551.972
- Welfare fund			3.494.150.630	1.741.781.915
- Executive bonus fund			-	-
<b>Total</b>			<b>4.313.292.028</b>	<b>3.416.333.887</b>
<b>17. Owner's Equity</b>				
<b>a. Movement in owner's equity</b>				
Owner's Equity	Items			
	Owner's contributed capital	Investment and development fund	Retained earnings	Revaluation assets
<b>Opening balance</b>	<b>154.111.000.000</b>	<b>93.150.510.200</b>	<b>39.115.821.915</b>	<b>286.377.332.115</b>
Increase during the period		16.406.464.466		16.406.464.466
Profit during the period			14.563.120.448	14.563.120.448
Distributed funds			38.422.006.595	38.422.006.595
- Dividends declared			10.787.770.000	10.787.770.000
- Investment and development fund			16.406.464.466	16.406.464.466
- Fund to reward the company's management board			394.875.000	394.875.000
- Bonus and welfare funds			10.832.897.129	10.832.897.129
<b>Closing balance</b>	<b>154.111.000.000</b>	<b>109.556.974.666</b>	<b>15.256.935.768</b>	<b>278.924.910.434</b>

NOTES TO THE FINANCIAL STATEMENTS  
3rd quarter of 2025

b. Details of the owners' contributed capital				
Investors	Closing balance		Opening balance	
	VND	Ratio	VND	Ratio
- State ownership	78.596.610.000	51%	78.596.610.000	51%
- Other shareholders	75.514.390.000	49%	75.514.390.000	49%
<b>Total</b>	<b>154.111.000.000</b>	<b>100%</b>	<b>154.111.000.000</b>	<b>100%</b>
<b>c. Funds</b>			<b>Closing balance</b>	<b>Opening balance</b>
Investment and development fund			109.556.974.666	93.150.510.200
<b>18. Off-balance sheet items</b>			<b>Closing balance</b>	<b>Opening balance</b>
Written-off doubtful debts			2.611.255.182	2.611.255.182
<b>f. Other information for off balance sheet items</b>				
<b>VI. INFORMATION SUPPLEMENTING THE ITEMS IN THE INCOME STATEMENT</b>				
<b>1. Sales of merchandise and services</b>	<b>3rd quarter 2025</b>		<b>3rd quarter 2024</b>	
Sales	105.815.294.905		359.869.646.594	
Sales of finished goods/merchandise				
Sales of services				
<b>2. Deductions</b>				
Sales discount				
Sales return				
<b>3. Cost of sales</b>	97.578.824.691		324.044.086.614	
Cost of finished goods sold				
Cost of services rendered				
<b>4. Financial income</b>	153.783.561		318.312.609	
Bank and loan interest				
Other financial income				
<b>Total</b>	<b>153.783.561</b>		<b>318.312.609</b>	
<b>5. Financial expenses</b>				
Interest expense				
Other financial expenses				
<b>6. Other income</b>				
Disposal of fixed assets			455.486.995	
Other income	264.788.175		17.315.334.182	
<b>Total</b>	<b>264.788.175</b>		<b>17.770.821.177</b>	
<b>7. Other expenses</b>	1		7.247.403.617	
Other expenses				
Asset revaluation				
<b>Total</b>	<b>1</b>		<b>7.247.403.617</b>	
<b>8. Selling expenses and general and administration expenses</b>				
a. Selling expenses incurred during the period	1.788.686.359		2.837.556.015	
<b>Total</b>	<b>1.788.686.359</b>		<b>2.837.556.015</b>	
b. General and administrative expenses incurred during the period	5.834.230.338		9.878.849.527	
<b>Total</b>	<b>5.834.230.338</b>		<b>9.878.849.527</b>	
<b>9. Production cost by nature</b>				
Raw materials and consumables	115.325.997.006		256.423.704.378	
Labour	13.379.825.420		24.934.551.761	
Depreciation and amortisation	4.966.368.327		4.629.494.412	
Out-sourced services and other monetary expenses	15.161.400.371		34.013.302.521	
<b>Total</b>	<b>148.833.591.124</b>		<b>320.001.053.072</b>	
<b>10. Corporate income tax expense</b>				
- Corporate income tax expense based on taxable profit in the current year (*)	188.963.024		6.835.668.390	
- Adjustments for corporate income tax expense in previous years to the current year				
<b>Total</b>	<b>188.963.024</b>		<b>6.835.668.390</b>	
<b>11. Deferred corporate income tax expense</b>				



NOTES TO THE FINANCIAL STATEMENTS  
3rd quarter of 2025

Deferred corporate income tax income arising from deductible temporary differences	(17.462.027)	(67.534.410)
- Total deferred corporate income tax expense	(17.462.027)	(67.534.410)

VII. OTHER INFORMATION

- Equitized information
- Related parties information


Related parties	Relationship	Description	Value cumulated transactions from the beginning of the year to 30/9/2025 (VND)
Dong Hai One Member Limited Liability Parent company		Dividends	5.501.762.700
		Selling	680.005.370
Thanh Vinh Company Limited	Shareholders	Dividends	1.400.000.000
		Selling	14.749.438.828
		Purchase of raw materials	27.334.278.328
		Purchasing	
Tan Thuy Lam Production And Trading Company Limited	Mr. Dang Van Lam is both a capital contributor and the legal representative of Tan Thuy Lam Production and Trading Company Limited.	Purchasing	25.790.183.100
		Purchasing	9.374.439.254
Cao Gia Phat Group Joint Stock Company	Common key personnel	Selling	23.415.608.293
		Deposit	1.498.875.000

3. Information related to Financial Statements

- Decree No. 100/2016/ND-CP dated 01 July 2016 of the Government on elaboration and guidelines for some articles of the law on amendment of the law on value-added tax, the law on special excise duty and the law on tax administration.


- Circular no. 28/2017/TT-BTC dated 12 April 2017, on amendments to Circular no. 45/2013/TT-BTC dated 25 April 2013 and Circular no. 147/2016/TT-BTC dated 13 October 2016 of the Ministry of Finance on guidelines for management, use, and depreciation of fixed assets.

PREPAIRER



Nguyen Thi Lieu

CHIEF ACCOUNTANT



Nguyen Thi Duc



Tan Binh, 20 October 2025

DIRECTOR



Dinh Quang Nhan