

CONSOLIDATED FINANCIAL REPORT QUARTER IV – 2025

Including the following statements:

- | | |
|--------------------------------------|---------------------|
| 1. Balance Sheet | (Form No. B01 - DN) |
| 2. Business Performance Report | (Form No. B02 - DN) |
| 3. Cash Flow Statement | (Form No. B03 - DN) |
| 4. Notes to the Financial Statements | (Form No. B09 - DN) |

Hanoi, January 2026

CONSOLIDATED BALANCE SHEET

Quarter IV, 2025

As of December 31, 2025

Unit: VND

Target	Code	Explan ation	End of period	Beginning of year
1	2	3	4	5
A. SHORT-TERM ASSETS	100		287,534,933,194	284,368,744,776
(100=110 +120 +130+140+150)				
I. Cash and cash equivalents	110	V.1	96,922,459,125	94,645,054,512
1. Cash	111		83,922,459,125	81,645,054,512
2. Cash equivalents	112		13,000,000,000	13,000,000,000
II. Short-term financial investments	120		105,821,961,240	121,465,196,780
1. Trading securities	121		-	-
2. Provision for devaluation of trading securities (*)	122		-	-
3. Investments held to maturity	123	V.2	105,821,961,240	121,465,196,780
III. Short-term receivables	130		23,973,536,174	21,566,783,418
1. Short-term receivables from customers	131	V.3	12,963,279,651	10,726,349,730
2. Short-term prepayments to sellers	132	V.4	723,599,784	8,237,223,535
3. Short-term internal receivables	133			-
4. Progress collection according to the Construction Contract Plan	134		-	-
5. Short-term loan receivables	135		-	-
6. Other short-term receivables	136	V.5	12,317,449,152	4,840,116,019
7. Provision for short-term doubtful receivables (*)	137	V.6	(2,030,792,413)	(2,236,905,866)
8. Shortage of assets awaiting resolution	139		-	-
IV. Inventories	140	V.7	40,257,011,055	27,706,429,602
1. Inventories	141		40,257,011,055	27,706,429,602
2. Provision for inventory price decline(*)	149		-	-
V. Other short-term assets	150		20,559,965,600	18,985,280,464
1. Short-term prepaid expenses	151	V.9	809,484,740	891,095,714
2. Deductible VAT	152		19,100,271,571	17,960,510,457
3. Taxes and other receivables from the State	153	V.13	650,209,289	133,674,293
4. Government bond repurchase transactions	154		-	-
5. Other short-term assets	155		-	-
B. LONG-TERM ASSETS	200		1,351,096,590,331	1,272,056,328,423
(200 = 210 +220+230+240 + 250 + 260)				
I. Long-term receivables	210		50,000,000	50,000,000
1. Long-term receivables from customers	211		-	-
2. Long-term prepayments to suppliers	212		-	-
3. Working capital at affiliated units	213		-	-
4. Long-term internal receivables	214			-
5. Long-term loan receivables	215		-	-

Target	Code	Explanation	End of period	Beginning of year
6. Other long-term receivables	216	V.5	50,000,000	50,000,000
7. Long-term bad debt provision (*)	219		-	-
II. Fixed assets	220		1,226,457,198,889	1,153,790,085,255
1. Tangible fixed assets	221	V.10	1,224,524,057,753	1,151,426,587,388
Original cost	222		2,744,086,627,943	2,518,962,729,027
Accumulated depreciation (*)	223		(1,519,562,570,190)	(1,367,536,141,639)
2. Finance lease fixed assets	224		1,495,576,220	1,819,981,088
Original cost	225		2,270,834,091	2,270,834,091
Accumulated depreciation (*)	226		(775,257,871)	(450,853,003)
3. Intangible fixed assets	227	V.10	437,564,916	543,516,779
Original cost	228		2,043,777,890	2,043,777,890
Accumulated depreciation (*)	229		(1,606,212,974)	(1,500,261,111)
III. Investment real estate	230			
Original cost	231			-
Accumulated depreciation (*)	232			-
IV. Long-term unfinished assets	240		16,836,433,167	42,782,093,677
costs	241			
2. Unfinished construction costs	242	V.8	16,836,433,167	42,782,093,677
V. Long-term financial investments	250		-	-
1. Investment in subsidiaries	251			-
2. Investment in joint ventures and associates	252			-
3. Capital contributions to other entities	253			-
4. Long-term financial investment provisions (*)	254			-
5. Investments held to maturity	255			-
VI. Other long-term assets	260		107,752,958,275	75,434,149,491
1. Long-term prepaid expenses	261	V.9	107,752,958,275	75,434,149,491
2. Deferred income tax assets	262			-
3. Long-term equipment, supplies, spare parts	263			-
4. Other long-term assets	268			-
TOTAL ASSETS (270 =100+200)	270		1,638,631,523,525	1,556,425,073,199

Target	Code	Explanation	End of period	Beginning of year
C. LIABILITIES PAYABLE (300 =310+330)	300		1,050,056,244,861	968,780,538,310
I. Short-term liabilities	310		234,308,946,487	232,817,792,524
1. Short-term payables to suppliers	311	V.11	19,536,164,221	52,829,638,140
2. Short-term advance payments from buyers	312	V.12	30,107,918,013	15,871,955,154
3. Taxes and amounts payable to the State	313	V.13	3,627,356,050	3,951,674,923
4. Payables to employees	314		44,436,495,676	33,102,917,514
5. Short-term payable expenses	315	V.14	2,505,051,349	9,093,580,724
6. Short-term internal payables	316			-
7. Payables according to construction contract progre	317			-
8. Short-term unrealized revenue	318			-
9. Other short-term payables	319	V.15	68,338,148,727	64,210,648,560
10. Short-term loans and financial leasing debts	320	V.17	61,122,790,634	47,826,989,520
11. Short-term provisions for payables	321			-
12. Bonus and welfare funds	322		4,635,021,817	5,930,387,989
13. Price stabilization fund	323			-
14. Government bond repurchase transactions	324			-
II. Long-term liabilities	330		815,747,298,374	735,962,745,786
1. Long-term payables to suppliers	331			-
2. Long-term advance payments from buyers	332			-
3. Long-term payable expenses	333			-
4. Internal payables for working capital	334			-
5. Long-term internal payables	335			-
6. Long-term unrealized revenue	336			-
7. Long-term payables Other	337	V.15	249,258,850,603	265,050,599,848
8. Long-term loans and financial leases	338	V.17	566,488,447,771	470,912,145,938
9. Convertible bonds	339			-
10. Preferred shares	340			-
11. Deferred income tax payable	341			-
12. Long-term provisions	342			-
13. Science and technology development fund	343			-
D. OWNER'S EQUITY	400		588,575,278,664	587,644,534,889
I. Owner's equity	410	V.16	588,334,641,975	587,384,298,828
1. Owner's investment capital	411		568,000,000,000	568,000,000,000
- Common shares with voting rights	411a		568,000,000,000	568,000,000,000
- Preferred shares	411b			
2. Share premium	412			-
3. Bond conversion options	413			-
4. Other owners' capital	414			-
5. Treasury shares (*)	415			-

Target	Code	Explanation	End of period	Beginning of year
6. Asset revaluation differences	416			-
7. Exchange rate differences	417			-
8. Development investment fund	418			-
9. Enterprise arrangement support fund	419			-
10. Other funds belonging to owner's equity	420			-
11. Undistributed profit after tax	421		20,334,641,975	19,384,298,828
- Undistributed profit after tax accumulated to the end of the previous period	421a			
- Undistributed profit after tax of this period	421b		20,334,641,975	19,384,298,828
12. Capital sources for basic construction investment	422			-
II. Funding sources and other funds	430		240,636,689	260,236,061
1. Funding sources	431			-
2. Funding sources that have formed fixed assets	432		240,636,689	260,236,061
TOTAL CAPITAL SOURCES(440=300+400)	440		1,638,631,523,525	1,556,425,073,199


Hanoi, date 19 January 2026

TABLER




Dao Thi Huong

CHIEF ACCOUNTANT



Le Thi Ngoc Lan

DIRECTOR




Ta Ky Hung

GENERAL BUSINESS RESULTS REPORT

Quarter IV 2025

Unit: VND

TARGET	Code	Explan- ation	Quarter IV		Cumulative number from the beginning of the year to the end of this quarter	
			In 2025	In 2024	In 2025	In 2024
1	2	3	4	7	6	7
1. Sales and service revenue	01	VI.1	200,666,697,632	198,225,456,495	773,746,834,503	739,806,069,024
2. Revenue deductions	02				-	
3. Net sales and service revenue (10=01-02)	10		200,666,697,632	198,225,456,495	773,746,834,503	739,806,069,024
4. Cost of goods sold	11	VI.2	107,764,325,676	112,291,356,189	393,699,372,351	382,589,312,056
5. Gross profit from sales and service provision (20=10-11)	20		92,902,371,956	85,934,100,306	380,047,462,152	357,216,756,968
6. Financial revenue	21	VI.3	1,808,647,173	2,331,677,176	4,255,430,500	4,731,832,461
7. Financial expenses	22	VI.4	8,184,919,017	7,110,657,606	33,006,535,789	27,774,722,015
- In which: Loan interest expenses	23		8,184,919,017	7,110,657,606	33,006,535,789	27,774,722,015
8. Sales expenses	25	VI.5	77,901,536,768	79,924,596,601	272,639,116,310	280,353,309,454
9. Business management expenses	26	VI.5	15,994,857,980	13,546,909,484	53,218,921,642	51,251,719,576
10. Net profit from business activities (30=20+(21-22)-(25+26)	30		(7,370,294,636)	(12,316,386,209)	25,438,318,911	2,568,838,384
11. Other income	31	VI.6		25,503,663	4,141,467	21,851,279,468
12. Other expenses	32	VI.7		82,324,879	159,640	82,324,879
13. Other profits (40=31-32)	40		-	(56,821,216)	3,981,827	21,768,954,589
14. Total accounting profit before tax (50=30+40)	50		(7,370,294,636)	(12,373,207,425)	25,442,300,738	24,337,792,973
15. Current corporate income tax expense	51	VI.8	(1,469,267,255)	(2,403,080,951)	5,107,658,763	4,953,494,145
16. Deferred corporate income tax expense	52				-	
17. Profit after corporate income tax (60 = 50-51-52)	60		(5,901,027,381)	(9,970,126,474)	20,334,641,975	19,384,298,828
18. Basic earnings per share (*)	70					
19. Diluted earnings per share (*)	71					

Hanoi, 19 January 2026


TABLER

Dao Thi Huong

CHIEF ACCOUNTANT

Le Thi Ngoc Lan

DIRECTOR



Ta Ky Hung

UNIT: HA NOI WATER SUPPLY NUMBER 2 JOINT STOCK COMPANY

Address: No. 6 Dao Dinh Luyen Street - Phuc Loi Ward - Hanoi City, Vietnam

GENERAL CASH FLOW STATEMENT
(According to the indirect method)
Quarter IV 2025

Unit: VND

Target	Code	Explan ation	Accumulated from the beginning of the year to the end of this quarter	
			In 2025	In 2024
I. Cash flow from operating activities				
1. Profit before tax	01		25,442,300,738	24,337,792,973
2. Adjustments for items			180,982,177,746	167,236,991,628
+ Depreciation of fixed assets	02		152,437,185,910	144,415,377,651
+ Provisions	03		(206,113,453)	(221,275,577)
+ (gains)/losses from unrealized exchange rate differences	04		-	-
+ (gains)/losses from investing activities, other activities	05		(4,255,430,500)	(4,731,832,461)
+ Interest expense	06		33,006,535,789	27,774,722,015
+ Other adjustments	07			-
3. Profit/(loss) from operating activities before changes in working capital	08		206,424,478,484	191,574,784,601
- (Increase)/decrease in receivables	09		(19,826,395,673)	2,975,559,658
- (Increase)/decrease in inventories	10		(90,842,236,308)	(112,259,545,803)
- Increase/(decrease) in payables	11		31,724,836,207	114,121,898,507
(excluding interest payable, corporate income tax payable)				-
- (Increase)/decrease in prepaid expenses	12		5,897,267,984	11,125,003,545
- (Increase)/decrease in trading securities	13		-	-
- Interest paid	14		(32,451,835,051)	(27,215,318,595)
- Corporate income tax paid	15		(5,057,800,160)	(7,582,876,721)
- Other cash receipts from operating activities	16		239,636,000	159,960,000
- Other cash payments from operating activities	17		(11,263,301,000)	(7,457,572,334)
Net cash flows from operating activities	20		84,844,650,483	165,441,892,858
II. Cash flows from investing activities				
1. Cash spent on purchasing and constructing fixed assets and other long-term assets	21		(201,617,169,421)	(197,884,118,009)
2. Cash received from liquidation and sale of fixed assets and other long-term assets	22		-	-
3. Cash spent on lending and purchasing debt instruments of other entities	23		(21,164,928,592)	(73,741,997,125)
4. Cash recovered from lending and reselling debt instruments of other entities	24		36,808,164,132	43,563,678,680
5. Cash spent on investing in other entities	25			-
6. Cash recovered from investing in other entities	26			-

Target	Code	Explan ation	Accumulated from the beginning of the year to the end of this quarter	
			In 2025	In 2024
7. Cash received from interest on loans, dividends and profits distributed	27		4,190,585,064	5,067,343,342
Net cash flows from investing activities	30		(181,783,348,817)	(222,995,093,112)
III. Cash flow from financing activities				
1. Cash received from issuing shares, receiving capital contributions from owners	31		-	-
2. Cash paid for capital contributions to owners, buying back shares of the Enterprise that have been issued	32			
3. Cash received from borrowing	33		157,649,092,467	157,032,813,675
4. Cash paid for principal of loans	34		(48,424,285,520)	(55,762,085,520)
5. Cash paid for principal of financial leases	35		(352,704,000)	(352,704,000)
6. Dividends, profits paid to owners	36		(9,656,000,000)	(7,497,600,000)
Net cash flow from financing activities	40		99,216,102,947	93,420,424,155
Net cash flow during the period (50=20+30+40)	50		2,277,404,613	35,867,223,901
Cash and cash equivalents at the beginning of the period	60	V.1	94,645,054,512	58,777,830,611
Impact of changes in foreign exchange rates	61			
Cash and cash equivalents at the end of the period (70=50+60+61)	70	V.1	96,922,459,125	94,645,054,512


Hanoi, 19 January 2026

TABLER



Dao Thi Huong

CHIEF ACCOUNTANT



Le Thi Ngoc Lan



DIRECTOR



Ta Ky Hung

NOTES TO THE CONSOLIDATED FINANCIAL STATEMENTS

Quarter IV 2025

I. CHARACTERISTICS OF ENTERPRISE ACTIVITIES

1. Form of capital ownership: *Share capital*
2. Business sectors: *Exploitation, production and trading of clean water.*
3. Normal production and business cycle: 12 months
4. Enterprise structure

- + Ha Noi Water Supply Number 2 Joint Stock Company Branch - Long Bien Clean Water Enterprise
Head office: No. 6 Dao Dinh Luyen Street - Phuc Loi Ward - Hanoi City, Vietnam
- + Ha Noi Water Supply Number 2 Joint Stock Company Branch - Dong Anh Clean Water Enterprise
Head office: Kinh No Village - Thu Lam Commune - Hanoi City, Vietnam
- + Ha Noi Water Supply Number 2 Joint Stock Company Branch - Gia Lam Clean Water Enterprise
Head office: Te Xuyen Village - Phu Dong Commune - Hanoi City, Vietnam
- + Ha Noi Water Supply Number 2 Joint Stock Company Branch - Construction and Installation Enterprise
Head office: Te Xuyen Village - Phu Dong Commune - Hanoi City, Vietnam
- + Ha Noi Water Supply Number 2 Joint Stock Company Branch - Design and Survey Consulting Enterprise
Head office: No. 6 Dao Dinh Luyen Street - Phuc Loi Ward - Hanoi City, Vietnam
- + Ha Noi Water Supply Number 2 Joint Stock Company Branch - Water Meter Inspection and Repair Center
Head office: Te Xuyen Village - Phu Dong Commune - Hanoi City, Vietnam

II. ACCOUNTING PERIOD, CURRENCY USED IN ACCOUNTING

1. Accounting period: The company's accounting period starts on January 1st and ends on December 31st every year.
2. Currency used in accounting: Vietnamese Dong (VND)

III. ACCOUNTING STANDARDS AND REGULATIONS APPLIED

1. Applicable accounting regime:

Accounting regulations applied: The company applies the Vietnamese Enterprise Accounting System issued under Circular No. 200/2014/TT-BTC dated December 22, 2014, by the Minister of Finance and its guiding circulars

2. Statement on compliance with accounting standards and regulations: In accordance with the Accounting Law

3. Accounting method applied: The company uses the voucher-based accounting method on computers

IV. ACCOUNTING POLICIES APPLIED

1. Principles for converting financial statements from foreign currency to Vietnamese Dong:

The application of exchange rates for converting financial statements follows the guidelines of the Enterprise Accounting System. Assets and liabilities are converted using the exchange rate at the end of the period, owner's equity is converted at the rate on the investment date, and the income statement and cash flow statement are converted using the actual exchange rate.

2. Types of exchange rates applied in accounting:

3. Principles for determining the actual interest rate (effective interest rate) used to discount cash flows:

Being the commercial bank lending interest rate commonly applied in the market at the time of the transaction.

4. Principles of recording cash and cash equivalents

Cash and cash equivalents include cash in hand, bank deposits, short-term investments with maturity not exceeding three months from the date of purchase, easily convertible to a known amount of cash and with an insignificant risk of change in value.

5. Accounting principles for financial investments:

Investments held to maturity

Investments held to maturity include investments that the Company has the intention and ability to hold until maturity. Investments held to maturity are term deposits at banks.

Investments held to maturity are recorded from the date of purchase and are initially valued at the purchase price and costs related to the purchase of the investments. Interest income from investments held to maturity after the date of purchase is recorded in the Income Statement on an accrual basis.

6. Accounting principles for receivables

Receivables are amounts collected from customers or other entities. Receivables are presented at book value less provisions for doubtful debts.

Provision for doubtful debts is made for receivables that are overdue, or receivables that the debtor is unlikely to pay due to liquidation, bankruptcy or similar difficulties.

Receivables are classified as: Customer receivables, other receivables and internal receivables. Receivables are tracked in detail by each entity and debt period up to the reporting date.

7. Principles of inventory recording:

- Principles of inventory recording: *According to the weighted average price at the end of the month.*
- Method of calculating inventory value: *According to the weighted average price at the end of the month*
- Method of accounting for inventory: *Regular declaration method*

8. Principles of recording and depreciating fixed assets

Principles of accounting for tangible fixed assets, intangible fixed assets

Tangible fixed assets, intangible fixed assets are recorded at original cost. During use, tangible fixed assets and intangible fixed assets are recorded at their original cost, accumulated depreciation and residual value;

Depreciation is calculated using the straight-line method. The depreciation period is calculated according to the depreciation period prescribed in Circular No. 45/2013/TT-BTC dated April 25, 2013 of the Ministry of Finance

9. Accounting principles for prepaid expenses

Prepaid expenses include actual expenses that have been incurred but are related to activities extending across multiple accounting periods. Prepaid expenses include costs such as chemicals pending allocation, the installation of water meters for allocation, replacement of centralized water meters pending allocation, and expenses for repairs and improvements to the water supply network.

Chemical costs pending allocation are allocated to the income statement based on the volume of water produced during the year.

Installation costs for water meters, replacement of centralized meters, and repairs and improvements to the water supply network are allocated to the income statement using the straight-line method over 24 to 36 months.

10. Principles for accounting liabilities

Criteria for classifying payables:

- Payables to sellers include commercial payables arising from transactions of the nature of buying and selling goods, services, and assets. Payables include payables when importing through a consignee.
- Internal payables include payables between the Company as a superior unit and Enterprises and branches as subordinate units without legal entity status for dependent accounting.
- Other payables are the remaining payables not classified as payables to customers or internal payables.

Payables are accounted for in detail for each subject, each payable content, detailed tracking of payment terms, detailed tracking by original currency

Payables with a remaining maturity of less than 12 months (less than one business production cycle) at the time of preparing the financial statements are classified as short-term debts; remaining payables not classified as short-term debts are classified as long-term debts. When preparing the financial statements, payables are reclassified according to this principle.

The Company re-evaluates payables to suppliers in foreign currencies at all times of preparing the financial statements. The actual transaction exchange rate when re-evaluating payables to suppliers is the foreign currency selling rate of the commercial bank where the Company designates customers to make payments at the time of preparing the financial statements, or where the Company regularly conducts transactions.

The Company will recognize a liability when there is evidence of a probable loss, in accordance with the prudence principle.

Liabilities will not be recorded at amounts lower than the settlement obligation.

Provisions for payables are made at the time of preparing the financial statements in accordance with current regulations

11. Principles for recognizing loans and financial lease liabilities

The value of a loan is recorded based on each disbursement and repayment. The value of a financial lease liability is the total amount payable, calculated as the present value of minimum lease payments or the fair value of the leased asset still payable at the financial statement date.

Loans and financial lease liabilities are accounted for in detail and monitored by each lending entity, the debtor, each loan agreement, each type of leased asset, the loan term, and the currency of the loan.

When preparing the financial statements, the balance of loans and financial lease liabilities denominated in foreign currencies is revalued at the exchange rate quoted by the bank where the Company transacts loans and financial leases.

12. Principles for recognizing and capitalizing borrowing costs

Borrowing costs are recognized as production or business expenses in the year incurred, unless they are capitalized according to the provisions of the Accounting Standard on "Borrowing Costs." Accordingly, borrowing costs directly related to the purchase, construction, or production of assets that require a relatively long period to complete and put into use or business are capitalized as part of the asset's cost until the asset is ready for use or business operations. Income generated from temporarily investing borrowed funds is deducted from the cost of the related asset. For loans specifically used to finance the construction of fixed assets or investment properties, borrowing costs are capitalized even if the construction period is less than 12 months.

The capitalization rate for borrowing costs is determined based on the actual cost of each specific project.

13. Principles of recording payable expenses

Reflecting payable amounts for goods and services received from the seller or provided to the buyer but not actually paid due to lack of invoices or insufficient accounting records and documents, recorded in production and business expenses on the basis of ensuring the principle of matching between revenue and expenses. When there are sufficient accounting records and documents, if there is a difference with the amount deducted, the accountant will make additional records or reduce the cost corresponding to the difference.

14. Principles and methods of recording provisions for payables:

The recorded value of a provision for payables is the most reasonable estimate of the amount that will be spent to settle the current debt obligation at the date of preparing the financial statements.

Only expenses related to the provision for payables initially established will be offset by that provision for payables. The difference between the amount of provision for payables established in the previous accounting period that is not fully used up and the amount of provision for payables established in the reporting period is reversed and recorded as a reduction in production and business expenses in the period, except for the larger difference of the provision for payables for construction warranty which is reversed and recorded as other income in the period.

15. Principles of recording equity:

Principles for recording owners' capital contributions, capital surplus, and other capital of owners

The owners' capital is recorded according to the actual capital contribution of the owners.

Capital surplus is recorded according to the larger or smaller difference between the actual issuance price and the par value of shares when issuing shares for the first time, issuing additional shares or reissuing treasury shares.

Other capital of owners is recorded according to the remaining value between the fair value of assets that the Enterprise receives from other organizations and individuals after deducting (-) taxes payable (if any) related to these donated assets and the additional amount from business results.

Principles for recording exchange rate differences

Record exchange rate differences according to Circular 200/2014/TT-BTC dated December 22, 2014 regulating the accounting regime for Enterprises. Accordingly, the actual exchange rate difference arising during the period is transferred to the financial revenue or expense in the fiscal year. The exchange rate difference due to the revaluation of the balance of currency items, receivables and payables in foreign currency at the end of the year is transferred to the financial revenue or expense in the fiscal year.

Principle of recording undistributed profits

Undistributed profits after tax are the profits from the business activities after deducting (-) the adjustments due to the retroactive application of changes in accounting policies and retroactive adjustments of material errors of previous years.

Profits are distributed to owners according to the annual resolution of the general meeting of shareholders.

16. Principles and methods of revenue recognition:

Construction contract revenue

Construction contract revenue is recognized when the results of the construction contract are reliably determined and confirmed by the customer, then the revenue and costs related to the contract are recognized corresponding to the completed work in the period reflected on the issued invoice.

Revenue from the sale of goods

Recognized when all of the following conditions are met:

Revenue from the sale of goods is recognized when all of the following conditions are met:

- The majority of the risks and benefits associated with the ownership of the product or goods have been transferred to the buyer;
- The company no longer holds the right to manage the goods as the owner of the goods or the right to control the goods;
- The revenue is determined relatively reliably;
- The company has obtained or will obtain economic benefits from the sale transaction;
- The expenses related to the sale transaction can be determined.

Financial income

Being revenue arising from bank deposit interest and interest from foreign exchange rate differences arising during the period, recorded on the basis of monthly bank deposit interest notices and interest from exchange rate changes of transactions arising related to foreign currencies.

17. Accounting principle for cost of goods sold

When recognizing revenue, a corresponding cost (cost of goods sold) related to generating that revenue is also recognized. This cost includes expenses incurred during the period in which the revenue is recognized, as well as expenses from prior periods or accrued expenses that are related to the revenue of the current period.

18. Accounting principle for financial expenses

Expenses recorded in financial expenses include: Expenses for lending and borrowing capital; Losses due to changes in exchange rates of transactions arising related to foreign currencies; Provisions for investment losses in other units.

The above amounts are recorded according to the total amount incurred during the period, not offset against financial revenue.

19. Accounting principle for selling expenses and general and administrative expenses

Management expenses reflect all general costs of the Company such as: salaries and insurance of Company management staff, depreciation of fixed assets used for business management, land rent, business license tax, provision for bad debts, and outsourced services for the Company's management.

20. Principles and methods of recording current corporate income tax expenses

Current corporate income tax expenses are determined on the basis of taxable income and corporate income tax rates in the current year.

Other taxes are applied according to current tax laws in Vietnam.

V. ADDITIONAL INFORMATION TO ITEM PRESENTATIONS IN THE BALANCE SHEET

Unit: VND

	<u>31/12/2025</u>		<u>01/01/2025</u>	
1. Cash and cash equivalents				
- Cash:	6,665,354,530		5,312,820,435	
- Deposits in banks without term	77,257,104,595		76,332,234,077	
- Cash equivalents (Deposits with term of 3 months or less)	13,000,000,000		13,000,000,000	
Total	96,922,459,125		94,645,054,512	
2. Investment held until maturity	<u>31/12/2025</u>		<u>01/01/2025</u>	
	Original cost	Book value	Original cost	Book value
a. Short-term	105,821,961,240	105,821,961,240	121,465,196,780	121,465,196,780
- Term deposits	105,821,961,240	105,821,961,240	121,465,196,780	121,465,196,780
Vietnam Joint Stock Commercial Bank for Industry and Trade - North Hanoi Branch	48,821,961,240	48,821,961,240	52,855,728,287	52,855,728,287
Bank for Investment and Development of Cambodia	15,000,000,000	15,000,000,000	10,000,000,000	10,000,000,000
Military Joint Stock Commercial Bank - Dien Bien Phu Branch	7,000,000,000	7,000,000,000	7,000,000,000	7,000,000,000
VPBANK Finance Company Limited	-	-	26,609,468,493	26,609,468,493
Joint Stock Commercial Bank for Investment and Development of Vietnam - Hong Ha Branch	3,000,000,000	3,000,000,000	3,000,000,000	3,000,000,000
Shinhan Bank - Hanoi Branch	5,000,000,000	5,000,000,000	5,000,000,000	5,000,000,000
Joint Stock Commercial Bank for Foreign Trade of Vietnam - Chuong Duong Branch	10,000,000,000	10,000,000,000	-	-

Vietnam Joint Stock Commercial Bank for Investment and Development of Vietnam - East Hanoi Branch	17,000,000,000	17,000,000,000	17,000,000,000	17,000,000,000
Total	105,821,961,240	105,821,961,240	121,465,196,780	121,465,196,780
3. Receivables from customers	<u>31/12/2025</u>		<u>01/01/2025</u>	
	Value	Provision	Value	Provision
Short-term receivables from customers				
- Water customers	460,036,498	-	409,922,223	-
- City budget support for clean water usage for households	7,473,878,733	-	4,880,124,863	-
- An Phat Construction and Architecture Consultant Joint Stock Company	1,090,080,000	(1,090,080,000)	1,090,080,000	(1,090,080,000)
- Receivables from Gia Lam Enterprise projects	764,391,348	(419,153,043)	2,088,385,411	(425,577,304)
- Receivables from Construction Enterprise projects	3,066,291,065	(214,014,000)	1,832,011,898	(413,703,192)
- Other customers	108,602,007	-	425,825,335	-
Total	12,963,279,651	(1,723,247,043)	10,726,349,730	(1,929,360,496)
4. Advance payment to seller	<u>31/12/2025</u>		<u>01/01/2025</u>	
Short term		723,599,784		8,237,223,535
Company of Construction Technology and Equipment		275,107,950		-
- CDT Viet Nam Construction Investment and Technology Transfer Joint Stock Company		225,039,000		-
- Ky Anh Trading Company Limited		-		2,738,762,000
- Hung Anh HN Trading and Service Company Limited		-		2,580,014,000
- Thang Ha Steel Joint Stock Company		-		1,746,242,000
- Other entities		223,452,834		1,172,205,535
5. Other receivables	<u>31/12/2025</u>		<u>01/01/2025</u>	
	Value	Provision	Value	Provision
a. Short-term	12,317,449,152	(307,545,370)	4,840,116,019	(307,545,370)
- Other receivables	12,302,514,832	-	4,840,116,019	-
+ <i>Accrued interest</i>	923,098,762	-	858,253,326	-
+ <i>Social insurance</i>	55,379,650	-	20,891,133	-
+ <i>VAT on purchase of materials, electricity, water, finance leased cars</i>	223,193,322	-	248,170,466	-
+ <i>Receivables from Long Bien Enterprise</i>	531,628,540	-	-	-
+ <i>Receivables from Dong Anh Enterprise</i>	1,216,941,329	-	-	-
+ <i>Receivables from Gia Lam Enterprise</i>	385,168,004	-	-	-
+ <i>Construction and Installation Enterprise</i>	8,247,105,225	(307,545,370)	1,019,348,049	(307,545,370)

+ Other receivables	720,000,000		3,712,801,094	
- Advances	14,934,320	-	-	-
b. Long-term	50,000,000	-	50,000,000	-
- Deposit	50,000,000		50,000,000	
Total	12,367,449,152	(307,545,370)	4,890,116,019	(307,545,370)

6. Bad debt 31/12/2025 01/01/2025

	Original cost	Recoverable Value	Original cost	Recoverable Value
Total value of overdue receivables				
a. Receivables from customers	1,725,476,210	2,229,167	2,450,117,541	520,757,045
Receivables from Construction and Installation Enterprise	214,014,000	-	676,038,240	262,335,048
- Construction and Installation Enterprise – Project Management Unit Upgrade and expansion of National Highway 1A – Culvert Bridge / Duong Bridge, Package Nos. 13 and 14	214,014,000	-	214,014,000	-
- Construction and Installation Enterprise – Project Management Unit for the Rehabilitation and Upgrade of Provincial Road No. 179, section from Doc Loi to the intersection with Road No. 181, Gia Lam District	-	-	219,895,000	92,844,580
Receivables from Gia Lam Enterprise	421,382,210	2,229,167	683,999,301	258,421,997
An Phat Construction and Architecture Consultant Joint Stock Company	1,090,080,000	-	1,090,080,000	-
b. Other receivables	307,545,370	-	307,545,370	-
Construction and Installation Enterprise - Construction of water supply network for Thach Ban residential area (package No. 44 of the Ministry of National Defense)	300,345,370	-	300,345,370	-
Construction and Installation Enterprise - Construction of industrial system from National Highway 1B to Viet Hung Urban Area	7,200,000	-	7,200,000	-
Total	2,033,021,580	2,229,167	2,757,662,911	520,757,045

	Giá gốc	Dự phòng	Giá gốc	Dự phòng
7. Inventories				
- Raw materials	30,244,008,042	-	25,677,307,577	-
- Tools and equipment	6,122,476	-	6,122,476	-
- Unfinished production and business costs	10,006,880,537	-	2,022,999,549	-
Total	40,257,011,055	-	27,706,429,602	-

8. Long-term unfinished assets 31/12/2025 01/01/2025

- Basic construction	16,836,433,167		42,782,093,677
+ Investment project for the construction of a transmission pipeline connecting the water supply ring network in Long Bien District to ensure safe water supply in 2022	-		22,482,193,256

+ Installation, repair and replacement costs	1,095,712,473	75,576,712
+ Invest in the construction and expansion - completion of the centralized water supply network in Soc Son District, Phase IV	-	20,105,865,329
+ Project on the rehabilitation and upgrading of the water supply infrastructure in accordance with the local development schedule in the Long Bien area by 2025	12,146,698,062	-
+ Investment project for the construction of a transmission pipeline connecting the district water supply loop network in Long Bien District to ensure safe water supply,	1,820,482,241	-
+ Project for the construction of an office for the One-Stop Service Division	1,068,645,488	118,458,380
+ Other projects	704,894,903	-
9. Prepaid expenses	<u>31/12/2025</u>	<u>01/01/2025</u>
a. Short-term	809,484,740	891,095,714
- Chemical costs awaiting allocation	514,473,940	862,534,714
- Invoice costs awaiting allocation	237,500,000	-
- Cost of sorting and transporting recovered watches	57,510,800	28,561,000
b. Long-term	107,752,958,275	75,434,149,491
- Water supply costs to the house by the Investment Company awaiting allocation	59,127,398,157	53,594,130,120
- Cost of replacing the central meter by the Investment Company awaiting allocation	27,206,022,619	7,047,068,498
- Cost of repairing and renovating the water supply network awaiting allocation	11,788,194,178	8,537,211,591
- Other repair costs awaiting allocation.	9,631,343,321	6,255,739,282
Total	108,562,443,015	76,325,245,205

10. Increase and decrease of fixed assets

See details in Appendix 01 of this Report

11. Payable to the seller

	<u>31/12/2025</u>		<u>01/01/2024</u>	
	Value	Number with debt repayment ability	Value	Number with debt repayment ability
a. Short-term trade payables	19,536,164,221	19,536,164,221	52,829,638,140	52,829,638,140
- Ha Noi Water Limited Company	9,305,809,800	9,305,809,800	8,806,665,000	8,806,665,000
- Duong River Surface Waterplant Joint Stock Company	-	-	10,237,265,220	10,237,265,220
- DNP HAWACO Joint Stock Company	-	-	8,229,735,000	8,229,735,000
- Lien Thang Trading Company Limited	-	-	15,027,685,088	15,027,685,088
- Asia Technology Transfer and Commercial Company Limited	2,366,202,351	2,366,202,351	3,472,027,468	3,472,027,468
- Hoang Anh Trade One Member Company Limited	3,806,890,560	3,806,890,560	-	-

- Hung Anh HN Trading and Service
Company Limited
- Other sellers

686,107,919	686,107,919	-	-
3,371,153,591	3,371,153,591	7,056,260,364	7,056,260,364

12. Buyer pays in advance

	<u>31/12/2025</u>		<u>01/01/2025</u>	
	Value	Number with debt repayment ability	Value	Number with debt repayment ability
a. Short-term	30,107,918,013	30,107,918,013	15,871,955,154	15,871,955,154
Collect project money in advance	29,582,212,489	29,582,212,489	14,540,823,532	14,540,823,532
- <i>Construction Enterprise</i>	27,844,061,031	27,844,061,031	13,483,430,775	13,483,430,775
- <i>Gia Lam Enterprise</i>	1,571,161,383	1,571,161,383	890,402,682	-
- <i>Other Enterprises</i>	166,990,075	166,990,075	166,990,075	166,990,075
Water supply system installation advance payment	363,997,469	363,997,469	1,206,098,929	1,206,098,929
Other service advance payment	161,708,055	161,708,055	125,032,693	125,032,693

13. Taxes and other amounts payable to the State	<u>01/01/2025</u>	Amount payable during the period	Amount actually paid during the period	31/12/2025
a. Payable				-
- Output VAT payable	264,786,049	645,612,097	754,918,417	155,479,729
- Personal income tax	139,819,809	6,401,278,931	6,541,098,740	-
- Resource tax	464,874,800	5,568,763,200	5,578,488,400	455,149,600
- Land and housing tax, land rental fees	-	1,065,332,671	1,065,332,671	-
- Environmental protection tax and other taxes	82,324,879	696,503,640	778,828,519	-
- Fees, charges, other amounts payable	2,999,869,386	35,990,580,133	50,692,389,545	3,016,726,721
Total	3,951,674,923	50,368,070,672	50,692,389,545	3,627,356,050

	<u>01/01/2025</u>	Amount payable during the period	Amount actually paid during the period	31/12/2025
b. Receivables				
- Personal income tax	-	-	566,393,599	566,393,599
- Corporate income tax	133,674,293	5,107,658,763	5,057,800,160	83,815,690
Total	133,674,293	5,107,658,763	5,624,193,759	650,209,289

14. Expenses payable	<u>31/12/2025</u>	<u>01/01/2025</u>
a. Short-term	2,505,051,349	9,093,580,724
- Interest	2,325,324,789	1,699,133,696
- Other payables	179,726,560	7,394,447,028
+ Payables for forest environmental protection fees	179,726,560	7,394,447,028
Total	2,505,051,349	9,093,580,724

15. Other payables	<u>31/12/2025</u>	<u>01/01/2025</u>
--------------------	-------------------	-------------------

a. Short-term	68,338,148,727	64,210,648,560
- Other payables	52,546,399,482	38,509,531,502
+ <i>Payables to Long Bien Enterprise</i>	1,516,301,028	1,353,666,491
+ <i>Payables to Dong Anh Enterprise</i>	466,947,795	423,530,116
+ <i>Payables to Construction Enterprise</i>	34,337,653,117	19,010,486,184
+ <i>Payables to Design Enterprise</i>	2,732,903,634	2,697,647,370
+ <i>Payables to Gia Lam Enterprise</i>	5,560,241,511	7,534,577,463
+ <i>Payables to Company Office</i>	1,631,564,475	1,152,051,438
+ <i>Other payables</i>	6,300,787,922	6,337,572,440
- Payables from the City budget	5,882,381,432	5,882,381,432
- Payables to Ha Noi Water Company Limited	9,909,367,813	19,818,735,626
b. Long-term	249,258,850,603	265,050,599,848
- Other Long-term Payables	249,258,850,603	265,050,599,848
+ <i>Ha Noi Water Company Limited</i>	146,180,077,563	156,089,445,376
+ <i>Payables from the City budget</i>	102,965,616,040	108,847,997,472
+ <i>Long-term deposits received</i>	113,157,000	113,157,000
Total	317,596,999,330	329,261,248,408

16. Owner's Equity

See details in Appendix 02 of this Report

17. Loans and financial leases

See details in Appendix 03 of this Report

VI. ADDITIONAL INFORMATION FOR ITEMS PRESENTED IN THE RESULTS STATEMENT BUSINESS ACTIVITIES

Unit: VND

1. Total revenue from sales and service provision

a. Revenue	<u>Quarter IV/2025</u>	<u>Quarter IV/2024</u>
- Water revenue	193,699,065,277	189,137,486,421
- Construction and design revenue	6,038,507,244	8,139,726,977
- Other revenue	929,125,111	948,243,097
Total	200,666,697,632	198,225,456,495

2. Cost

	<u>Quarter IV/2025</u>	<u>Quarter IV/2024</u>
- Cost of water	102,168,060,337	104,892,885,240
- Cost of Construction and Design activities	5,580,709,783	7,382,915,393
- Cost of Other activities	15,555,556	15,555,556
Total	107,764,325,676	112,291,356,189

3. Financial Revenue

	<u>Quarter IV/2025</u>	<u>Quarter IV/2024</u>
- Interest on deposits and loans	1,808,647,173	2,331,677,176
Total	1,808,647,173	2,331,677,176

4. Financial Expenses

	<u>Quarter IV/2025</u>	<u>Quarter IV/2024</u>
- Loan interest	8,184,919,017	7,110,657,606

Total	8,184,919,017	7,110,657,606
5. Selling and administrative expenses	<u>Quarter IV/2025</u>	<u>Quarter IV/2024</u>
a. Administrative expenses incurred during the period	15,994,857,980	13,546,909,484
b. Selling expenses incurred during the period	77,901,536,768	79,924,596,601
6. Other incomes	<u>Quarter IV 2025</u>	<u>Quarter IV 2024</u>
- Other incomes		25,503,663
Total	-	25,503,663
7. Other expenses	<u>Quarter IV 2025</u>	<u>Quarter IV 2024</u>
- Other expense		82,324,879
Total	-	82,324,879
8. Current corporate income tax expense	<u>Quarter IV 2025</u>	<u>Quarter IV 2024</u>
Total accounting profit before corporate income tax	(7,370,294,636)	(12,373,207,425)
Non-deductible expenses when calculating corporate income tax	23,958,360	106,283,239
Taxable income for corporate income tax	(7,346,336,276)	(12,266,924,186)
Current corporate income tax rate	-	50,303,887
Total current corporate income tax expense	(1,469,267,255)	(2,403,080,951)

VII. OTHER INFORMATION

1. Contingent liabilities, commitments and other financial information

2. Events occurring after the reporting date

There are no material events occurring after the balance sheet date that require adjustment to or disclosure in the Financial Statements

3. Related party information

4. Disclosure of assets, revenue and operating results by segment

5. Comparative information:

6. Information on going concern


7. Other information

TABLER
(signed)



Dao Thi Huong

CHIEF ACCOUNTANT
(signed)



Le Thi Ngoc Lan

Hanoi, 19 January 2026

DIRECTOR
(signed)

CÔNG TY CỔ PHẦN NƯỚC SẠCH SỐ 2 HÀ NỘI

Ta Ky Hung

Appendix 01: Increase and decrease of fixed assets

Items	Houses, architectural objects	Machinery and equipment	Means of transport and transmission	Management equipment and tools	Fixed assets Financial lease	Intangible fixed assets	Total
Original cost							
Opening balance (01/01/2025)	299,506,346,471	97,305,687,247	2,120,222,526,486	1,928,168,823	2,270,834,091	2,043,777,890	2,523,277,341,008
Purchases during the period		2,199,208,829					2,199,208,829
Completed capital construction investment			222,924,690,087				222,924,690,087
Other increases							-
Transfer to investment property							-
Liquidation and sale							-
Repurchase of finance leased fixed assets							-
Ending balance (30/09/2025)	299,506,346,471	99,504,896,076	2,343,147,216,573	1,928,168,823	2,270,834,091	2,043,777,890	2,748,401,239,924
Accumulated depreciation							-
Opening balance (01/01/2025)	193,164,429,154	68,195,919,670	1,104,336,608,735	1,839,184,080	450,853,003	1,500,261,111	1,369,487,255,753
Depreciation during the period	16,855,756,797	7,096,106,673	128,039,332,541	35,232,540	324,404,868	105,951,863	152,456,785,282
Other increases							-
Transfer to investment property							-
Liquidation and sale							-
Decrease in depreciation of finance leased fixed assets							-
Ending balance (30/09/2025)	210,020,185,951	75,292,026,343	1,232,375,941,276	1,874,416,620	775,257,871	1,606,212,974	1,521,944,041,035
Remaining value							-
At the beginning of the period (01/01/2025)	106,341,917,317	29,109,767,577	1,015,885,917,751	88,984,743	1,819,981,088	543,516,779	1,153,790,085,255
At the end of the period (30/09/2025)	89,486,160,520	24,212,869,733	1,110,771,275,297	53,752,203	1,495,576,220	437,564,916	1,226,457,198,889

Appendix 02: Owner's equity

a. Statement of Changes in Equity

Target	Items of equity					
	Owner's equity	Margin of property revaluation	Development investment fund	Source of capital for basic construction	Undistributed earnings and funds	Total
A	1	2	3	4	5	6
Opening balance of this period (01/01/2025)	568,000,000,000	-	-	-	19,384,298,828	587,384,298,828
- Increase in capital during the						-
- Profit during the period					20,334,641,975	20,334,641,975
- Other increases						-
period						-
- Loss during the period						-
- Profit distribution					19,384,298,828	19,384,298,828
- Profit before equitization						-
Closing balance of this period (31/12/2025)	568,000,000,000	-	-	-	20,334,641,975	588,334,641,975

b. Details of owner's capital contribution

	31/12/2025	01/01/2025
- Capital contribution of parent company - Hanoi Water Limited Company	548,914,000,000	548,914,000,000
- Capital contribution of other shareholders	19,086,000,000	19,086,000,000
Total	568,000,000,000	568,000,000,000

c. Capital transactions with Owners and dividend and profit distribution

	From 01/01/2025 to 31/12/2025
- Owner's investment capital	
+ Beginning capital contribution	568,000,000,000
+ Ending capital contribution	568,000,000,000
- Dividends and distributed profits	9,656,000,000

d. Shares

	31/12/2025	01/01/2025
- Number of shares registered for issuance	56,800,000	56,800,000
- Number of shares sold to the public	56,800,000	56,800,000
+ <i>Common shares</i>	<i>56,800,000</i>	<i>56,800,000</i>
- Number of outstanding shares	56,800,000	56,800,000
+ <i>Common shares</i>	<i>56,800,000</i>	<i>56,800,000</i>

* Par value of outstanding shares: 10,000 VND/1 share

Appendix 03: Borrowings and Finance Lease Obligations

	Ending (31/12/2025)		During the period		Beginning (01/01/2025)	
	Value	Amount potentially payable	Increase (*)	Decrease	Value	Amount potentially payable
a) Short-term borrowings	61,122,790,634	61,122,790,634	62,072,790,634	48,776,989,520	47,826,989,520	47,826,989,520
<i>a1) Short-term borrowings due for repayment</i>	<i>60,770,086,634</i>	<i>60,770,086,634</i>	<i>61,720,086,634</i>	<i>48,424,285,520</i>	<i>47,474,285,520</i>	<i>47,474,285,520</i>
- Bank for Investment and Development of Cambodia - Hanoi Branch	3,344,000,000	3,344,000,000	3,344,000,000	3,344,000,000	3,344,000,000	3,344,000,000
- Vietnam Joint Stock Commercial Bank for Industry and Trade - North Hanoi Branch	5,827,301,114	5,827,301,114	5,827,301,114	5,684,000,000	5,684,000,000	5,684,000,000
- Hanoi City Development Investment Fund	34,462,500,000	34,462,500,000	35,412,500,000	22,260,000,000	21,310,000,000	21,310,000,000
- Joint Stock Commercial Bank for Foreign Trade of Vietnam - Chuong Duong Branch	1,468,400,000	1,468,400,000	1,468,400,000	1,468,400,000	1,468,400,000	1,468,400,000
- Shinhan Bank Vietnam Limited - Pham Hung Branch	15,667,885,520	15,667,885,520	15,667,885,520	15,667,885,520	15,667,885,520	15,667,885,520
<i>a2) Short-term financial lease liabilities</i>	<i>352,704,000</i>	<i>352,704,000</i>	<i>352,704,000</i>	<i>352,704,000</i>	<i>352,704,000</i>	<i>352,704,000</i>
- Finance Leasing Company Limited - Vietnam Joint Stock Commercial Bank for Industry and Trade	352,704,000	352,704,000	352,704,000	352,704,000	352,704,000	352,704,000
b) Long-term loans	566,488,447,771	566,488,447,771	157,649,092,467	62,072 790,634	470,912,145,938	470,912,145,938
<i>b1) Long-term loans</i>	<i>565,195,202,771</i>	<i>565,195,202,771</i>	<i>157,649,092,467</i>	<i>61,720,086,634</i>	<i>469,266,196,938</i>	<i>469,266,196,938</i>
- Bank for Investment and Development of Cambodia	9,999,863,459	9,999,863,459		3,344,000,000	13,343,863,459	13,343,863,459
- Vietnam Joint Stock Commercial Bank for Industry and Trade - North Hanoi Branch	5,473,586,169	5,473,586,169	-	5,827,301,114	11,300,887,283	11,300,887,283
- Hanoi City Development Investment Fund	459,654,475,237	459,654,475,237	157,649,092,467	35,412,500,000	337,417,882,770	337,417,882,770
- Joint Stock Commercial Bank for Foreign Trade of Vietnam - Chuong Duong Branch	5,664,405,968	5,664,405,968	-	1,468,400,000	7,132,805,968	7,132,805,968
- Shinhan Bank Vietnam Limited - Pham Hung Branch	84,402,871,938	84,402,871,938	-	15,667,885,520	100,070,757,458	100,070,757,458

<i>b2) Long-term financial lease liabilities</i>	<i>1,293,245,000</i>	<i>1,293,245,000</i>	<i>-</i>	<i>352,704,000</i>	<i>1,645,949,000</i>	<i>1,645,949,000</i>
- Finance Leasing Company Limited - Vietnam Joint Stock Commercial Bank for Industry and Trade	<i>1,293,245,000</i>	<i>1,293,245,000</i>	<i>-</i>	<i>352,704,000</i>	<i>1,645,949,000</i>	<i>1,645,949,000</i>
Total	627,611,238,405	627,611,238,405	219,721,883,101	110,849,780,154	518,739,135,458	518,739,135,458

Target Borrowings and Finance Lease Obligations

Credit Contract Number	Contract Date	Loan Term	Loan Interest Rate	Principal Loan Balance as of 31/12/2025	Principal Loan Balance due within the next 12 months as of 31/12/2025	Purpose of Loan	Collateral
<i>- Vietnam Joint Stock Commercial Bank for Industry and Trade - North Hanoi Branch</i>				<i>11,300,887,283</i>	<i>5,827,301,114</i>		
No. 390A/2019/HDTDDA	10/9/2019	120 months	According to the Bank's Notice	4,350,892,045	1,100,000,000	Renovating water supply network, preventing revenue loss in Long Bien ward in 2019.	Secured by assets formed from loan capital.
No. 419/2016/HDTDDA	05/10/2016	120 months	According to the Bank's Notice	3,303,301,114	3,303,301,114	Completing the water supply system in the North Duong area: Source from Yen Vien Water Plant - Gia Lam	Secured by assets formed from loan capital.
No. 627/2018 - HDCVDAT/NHCT129 - NS	14/12/2018	120 months	According to the Bank's Notice	1,739,650,113	572,000,000	Completing the water supply system in Dong Anh Town, sourced from Dong Anh Water Station	Secured by assets formed from loan capital.
No. 068/2018- HDCVDAT/NHCT 129 - NS	02/02/2018	120 months	According to the Bank's Notice	1,907,044,011	852,000,000	Investment in expanding the water supply system in North Hanoi	Secured by assets formed from loan capital.

Target Borrowings and Finance Lease Obligations (Continued)

Credit Contract Number	Contract Date	Loan Term	Loan Interest Rate	Principal Loan Balance as of 31/12/2025	Long-term debt due for repayment	Purpose of Loan	Collateral
<i>- Bank for Investment and Development of Cambodia</i>				<i>13,343,863,459</i>	<i>3,344,000,000</i>		

No. 01/2019/100783 HDTD	18/06/2019	120 months	According to the Bank's Notice	4,598,438,405	1,316,000,000	Implementing the project "Renovation and upgrading of traditional water treatment line of Dong Anh Water Station"	Pledge of all assets formed after the investment from the project "Renovating and adding filtration technology for Stage 2 at Dong Anh Station"
No. 02/2019/100783/HDTD	18/06/2019	120 months	According to the Bank's Notice	3,229,200,054	924,000,000	Implementing the project "Renovating and adding filtration technology for Stage 2 at Kieu Ky Water Station"	Pledge of all assets formed after the investment from the project "Renovating and adding filtration technology for Stage 2 at Dong Anh Station"
No. 01/2020/100783/HDTD	28/02/2020	120 months	According to the Bank's Notice	5,516,225,000	1,104,000,000	Completing the water supply system for Tien Duoc Commune, Soc Son District	Pledge of all assets formed after the investment from the project "Completing the water supply system for Tien Duoc Commune, Soc Son District."

Target Borrowings and Finance Lease Obligations (Continued)

Credit Contract Number	Contract Date	Loan Term	Loan Interest Rate	Principal Loan Balance as of 31/12/2025	Long-term debt due for repayment	Purpose of Loan	Collateral
- Hanoi City Development Investment Fund				494,116,975,237	34,462,500,000		
No. 03/2018/HDTD - NSS2	12/06/2018	126 months	According to the Fund's Notice	4,289,634,480	1,750,000,000	Construct the water supply system for the remaining areas of Yen Thuong Commune, Gia Lam District	Secured by the Military Commercial Joint Stock Bank Guarantee Contract - Dien Bien Phu Branch
No. 04/2019/HDTD/VPB-NSS2	30/09/2019	132 months	According to the Fund's Notice	7,151,137,525	1,187,500,000	Complete the water supply system for Van Noi Commune, Dong Anh District	Secured by the Guarantee Contract of Vietnam Joint Stock Commercial Bank for Investment and Development - East Hanoi Branch
No. 05/2019/HDTD-NSS2	30/09/2019	114 months	According to the Fund's Notice	5,432,035,987	1,575,000,000	Complete the water supply system for Nguyen Khe Commune, Dong Anh District	Secured by the Guarantee Contract of Vietnam Joint Stock Commercial Bank for Investment and Development - East Hanoi Branch

No. 06/2018/HDTD-NSS2	13/12/2018	114 months	According to the Fund's Notice	3,613,284,874	1,275,000,000	Construct the water supply system for Uy Lo Commune, Dong Anh District, Phase I	Secured by the Guarantee Contract of Vietnam Joint Stock Commercial Bank for Industry and Trade - North Hanoi Branch
No. 01/2020/HDTD-NSS2	18/02/2020	120 months	According to the Fund's Notice	5,871,489,028	1,025,000,000	Complete the water supply system for Tien Duong Commune, Dong Anh District	Secured by the Guarantee Contract of Vietnam Joint Stock Commercial Bank for Industry and Trade - North Hanoi Branch
No. 02/2020/HDTD-NSS2	18/02/2020	120 months	According to the Fund's Notice	4,972,895,187	750,000,000	Complete the water supply system for Xuan Non Commune, Dong Anh District	Secured by the Guarantee Contract of Vietnam Joint Stock Commercial Bank for Industry and Trade - North Hanoi Branch
No. 03/2020/HDTD-NSS2	17/04/2020	120 months	According to the Fund's Notice	7,108,191,417	1,400,000,000	Supplement the water pipeline system for the Dong Anh Clean Water Factory in 2019	Secured by the Guarantee Contract of Vietnam Joint Stock Commercial Bank for Industry and Trade - North Hanoi Branch
No. 05/2018/HDTD/VPB-NSS2	14/09/2018	114 months	According to the Fund's Notice	2,311,326,083	900,000,000	Renovate and replace the water network to prevent loss and revenue loss in the areas managed by the Company, Viet Hung Ward, Long Bien District in 2018.	Secured by the Guarantee Contract of Vietnam Joint Stock Commercial Bank For Industry And Trade - North Hanoi Branch
No. 04/2021/HDTD-NSS2	04/02/2021	120 months	According to the Fund's Notice	6,168,828,659	1,125,000,000	Renovate and replace the water network to prevent loss and revenue loss in the areas managed by the Company - Long Bien District in 2020.	Secured by the Guarantee Contract of Vietnam Joint Stock Commercial Bank for Investment and Development - Hong Ha Branch
No. 01/2023/HDTD-NSS2	01/01/2023	120 months	According to the Fund's Notice	28,758,181,581	2,600,000,000	Renovate and upgrade the water supply system according to the local infrastructure schedule in Co Loa Commune, Dong Anh District.	Secured by the Guarantee Contract of Vietnam Joint Stock Commercial Bank for Industry and Trade - North Hanoi Branch

No. 15/2023/HDTD-NS2	27/10/2023	120 months	According to the Fund's Notice	48,819,019,170	3,800,000,000	Invest in the construction and expansion - completion of the centralized water supply network in Dong Anh District, Phase I	Secured by the Guarantee Contract of Vietnam Joint Stock Commercial Bank for Industry and Trade - North Hanoi Branch
No. 16/2023/HDTD-NS2	07/11/2023	120 months	According to the Fund's Notice	52,044,728,149	4,000,000,000	Invest in the construction and expansion - completion of the centralized water supply network in Soc Son District, Phase I	Secured by the Guarantee Contract of Vietnam Joint Stock Commercial Bank for Investment and Development - East Hanoi Branch
No. 11/2023/HDTD-NSS2	05/07/2023	120 months	According to the Fund's Notice	10,571,156,627	775,000,000	Supplemental investment to reinforce the water pipeline system for Soc Son District in 2022.	Secured by the Guarantee Contract of Vietnam Joint Stock Commercial Bank for Foreign Trade - Chuong Duong Branch
No. 01/2024/HDTD-NS2	16/04/2024	120 months	According to the Fund's Notice	53,458,400,497	3,750,000,000	Invest in the construction and expansion - completion of the centralized water supply network in Soc Son District, Phase II	Secured by the Guarantee Contract of Vietnam Joint Stock Commercial Bank for Industry and Trade - North Hanoi Branch
No. 09/2024/HDTD-NS2	10/10/2024	120 months	According to the Fund's Notice	58,194,006,866	3,400,000,000	Invest in the construction and expansion - completion of the centralized water supply network in Soc Son District, Phase III	Secured by the Guarantee Contract of Vietnam Joint Stock Commercial Bank for Foreign Trade - Chuong Duong Branch
No. 12/2024/HDTD-NS2	18/12/2024	120 months	According to the Fund's Notice	34,560,189,005	2,100,000,000	Invest in the construction of the transmission pipeline system to connect the industrial network in the Long Bien District area to ensure safe water supply in 2022	Secured by the Guarantee Contract of Vietnam Joint Stock Commercial Bank for Foreign Trade - Chuong Duong Branch

No. 10/2024/HDTD-NS2	06/11/2024	120 months	According to the Fund's Notice	8,367,496,724	650,000,000	- Project to supplement and strengthen the water supply pipeline for Soc Son clean industrial park and neighboring areas of Soc Son District in 2023.	Secured by the Guarantee Contract of Vietnam Joint Stock Commercial Bank for Investment and Development - East Hanoi Branch
No. 01/2025/HDTD-NS2	20/01/2025	120 months	According to the Fund's Notice	57,279,639,815	2,400,000,000	Invest in the construction and expansion - completion of the centralized water supply network in Soc Son District, Phase IV	Secured by the Guarantee Contract of Vietnam Joint Stock Commercial Bank for Foreign Trade - Chuong Duong Branch
No. 06/2025/HDTD-NS2	08/07/2025	120 months	According to the Fund's Notice	49,659,854,969		Invest in the construction and expansion - completion of the centralized water supply network in Soc Son District, Phase IV	Secured by the Guarantee Contract of Vietnam Joint Stock Commercial Bank for Investment and Development - East Hanoi Branch
No. 04/2025/HDTD-NS2	11/06/2025	120 months	According to the Fund's Notice	45,485,478,594		Project to renovate and upgrade the water supply system according to the progress of Soc Son local infrastructure 2023	Secured by the Guarantee Contract of Vietnam Joint Stock Commercial Bank for Investment and Development - North Hanoi Branch

Target Borrowings and Finance Lease Obligations (Continued)

Credit Contract Number	Contract Date	Loan Term	Loan Interest Rate	Principal Loan Balance as of 31/12/2025	Long-term debt due for repayment	Purpose of Loan	Collateral
- Joint Stock Commercial Bank for Foreign Trade of Vietnam - Chuong Duong Branch				7,132,805,968	1,468,400,000		
No.01/20/TDH/VCB.CD - NS2	18/08/2020	120 months	According to the Bank's Notice	3,102,725,000	620,000,000	Complete the water supply system for Uy No Commune, Dong Anh District, Phase II (including the remaining villages of Uy No Commune)	The entire assets formed from the investment in the project "Completion of the water supply system for Uy No Commune, Dong Anh District, Phase II (including the remaining villages of Uy No Commune)" are mortgaged.

No. 02/20/TDH/VCB- NS2	18/08/2020	120 months	According to the Bank's Notice	4,030,080,968	848,400,000	Complete the water supply system for Xuan Non Commune, Dong Anh District (Phase 2), including Duong village and Kim Tien village.	The entire assets formed from the investment in the project "Completion of the water supply system for Xuan Non Commune, Dong Anh District (Phase 2), including Duong village and Kim Tien village" are mortgaged.
------------------------	------------	------------	--------------------------------	---------------	-------------	---	--

Target Borrowings and Finance Lease Obligations (Continued)

Credit Contract Number	Contract Date	Loan Term	Loan Interest Rate	Principal Loan Balance as of 31/12/2025	Long-term debt due for repayment	Purpose of Loan	Collateral
- Shinhan Bank Vietnam Limited - Pham Hung Branch				100,070,757,458	15,667,885,520		
No.: SHBHNC/HDTD/4954.DA	22/12/2020	120 months	According to the Bank's Notice	5,225,206,702	1,045,041,344	Supplement the water pipeline system for the Dong Anh Clean Water Factory in 2020.	The entire assets formed from the investment in the project "Supplement the water pipeline system for the Dong Anh Clean Water Factory in 2020" are mortgaged.
No.: SHBHNC/HDTD/11265.GL	16/09/2021	120 months	According to the Bank's Notice	7,258,739,240	1,209,789,880	Supplement the water pipeline system for the Dong Anh Clean Water Factory in 2021.	The entire assets formed from the investment in the project "Supplement the water pipeline system for the Dong Anh Clean Water Factory in 2021" are mortgaged.
No.: SHBHNC/HDTD/11280.GL	16/09/2021	120 months	According to the Bank's Notice	6,944,163,327	1,157,360,560	Project: Renovation and replacement of water supply network, prevention of revenue loss in the area of the Management Company - Long Bien Clean Water Enterprise area in 2021	The entire assets formed from the investment in the project "Renovation and replacement of water supply network, prevention of revenue loss in the area of the Management Company - Long Bien Clean Water Enterprise area in 2021" are mortgaged.

No.: SHBHNC/HDTD/11272.GL	16/09/2021	120 months	According to the Bank's Notice	7,092,553,542	1,182,092,260	Project: Investing in the construction and expansion of the centralized water supply network in the area managed by Dong Anh Clean Water Enterprise in 2020	The entire assets formed from the investment in the project "Investing in the construction and expansion of the centralized water supply network in the area managed by Dong Anh Clean Water Enterprise in 2020" are mortgaged.
No.: SHBHNC/HDTD/14230	24/01/2022	120 months	According to the Bank's Notice	7,333,877,331	1,173,420,368	Additional water supply pipeline connection in Soc Son District in 2021	The entire assets formed from the investment in the project "Additional water supply pipeline connection in Soc Son District in 2021" are mortgaged.
No.: SHBHNC/HDTD/15922	15/04/2022	120 months	According to the Bank's Notice	2,845,455,447	437,762,376	Additional water supply pipeline project for Sai Dong team area, Long Bien in 2020	The entire assets formed from the investment in the project "Additional water supply pipeline project for Sai Dong team area, Long Bien in 2020" are mortgaged.
No.: SHBHNC/HDTD/15930	15/04/2022	120 months	According to the Bank's Notice	3,832,580,428	589,627,752	Renovating and replacing the water supply network, preventing revenue loss in the area of Dong Anh Clean Water Enterprise Management Company in 2021.	The entire assets formed from the investment in the project "Renovating and replacing the water supply network, preventing revenue loss in the area of Dong Anh Clean Water Enterprise Management Company in 2021" are mortgaged.
No.: SHBHNC/HDTD/22112	18/11/2022	120 months	According to the Bank's Notice	22,447,897,269	3,206,842,464	Renovate and upgrade the water supply system according to the progress of local infrastructure renovation in Dong Anh area.	The entire assets formed from the investment in the project "Renovate and upgrade the water supply system according to the progress of local infrastructure renovation in Dong Anh area" are mortgaged.

No.: SHBHNC/HDTD/22105	18/11/2022	120 months	According to the Bank's Notice	17,582,493,430	2,511,784,780	Renovate and upgrade the water supply system according to the progress of local infrastructure renovation in Soc Son area.	The entire assets formed from the investment in the project "Renovate and upgrade the water supply system according to the progress of local infrastructure renovation in Dong Anh area" are mortgaged.
No.: SHBHNC/HDTD/22120	18/11/2022	120 months	According to the Bank's Notice	13,079,402,293	1,868,486,044	Completing the water supply system for Quang Minh Town, Chi Dong - Me Linh District.	The entire assets formed from the investment in the project "Completing the water supply system for Quang Minh Town, Chi Dong - Me Linh District" are mortgaged.
No.: SHBHNC/HDTD/4954.GL	22/12/2020	120 months	According to the Bank's Notice	6,428,388,449	1,285,677,692	Additional water supply pipeline connection in Gia Lam area in 2020.	The entire assets formed from the investment in the project "Additional water supply pipeline connection in Gia Lam area in 2020" are mortgaged.

Target Borrowings and Finance Lease Obligations (Continued)

Number of Financial lease contracts	Contract Date	Loan Term	Loan Interest Rate	Principal Loan Balance as of 31/12/2025	Long-term debt due for repayment	Purpose of Use	Guarantee measures
- Finance Leasing Company Limited - Vietnam Joint Stock Commercial Bank for Industry and Trade				1,645,949,000	352,704,000		
No. 02.098/2023/TSC- CTTC	07/08/2023	84 months	According to the notice of the financial lessor	1,645,949,000	352,704,000	Serving legal production and business activities according to the project/financial leasing plan of Party B.	Secured by a deposit amount according to the contract.
Total				627,611,238,405	61,122,790,634		

(*) The total increase in value of short-term loans during the period is the amount classified from long-term loans as of December 31, 2025 due for payment in the next 12 months