

CAN THO PORT JOINT STOCK COMPANY



FINANCIAL REPORT

Q4 2025

(SUMMARY)

1. STATEMENT OF FINANCIAL POSITION
2. INCOME STATEMENT
3. COST OF GOODS SOLD REPORT
4. CASH FLOW STATEMENT
5. NOTES TO FINANCIAL STATEMENTS

CANTHO PORT JOINT STOCK COMPANY

Address: No. 02, Phú Thắng Area, Hưng Phú Ward, Can Tho City

FINANCIAL STATEMENTS FOR Q4 2025

Fiscal Year Ended December 31, 2025

BALANCE SHEET FOR Q4 2025

(Full format)

As at December 31, 2025

Currency: VND

ARTICLE	Code	Note	31/12/2025 VND	01/01/2025 VND
A - CURRENT ASSETS	100		95,225,515,231	100,129,501,249
I. Cash and cash equivalents	110	VI	49,770,094,913	36,371,971,943
1. Cash	111	VI.1	15,921,971,120	15,642,645,058
2. Cash equivalents	112	VI.2b1	33,848,123,793	20,729,326,885
II. Short-term financial investments	120		13,102,543,454	24,891,034,137
1. Trading Securities	121		-	-
2. Provision for devaluation of held for trading s	122		-	-
3. Held to maturity investments	123	VI.2b1	13,102,543,454	24,891,034,137
III. Short-term receivables	130		30,708,090,062	37,978,367,956
1. Short-term trade receivables	131	VI.3a	35,967,287,821	41,791,138,725
2. Short-term advances to suppliers	132		4,492,583,590	2,941,699,320
3. Short-term loan Receivables	133		-	-
4. Receivables by the Scheduled Progress of Co	134		-	-
5. Receivables short-term loans	135		-	-
6. Other short-term receivables	136	VI.4a	4,997,328,570	6,705,565,028
7. Provision for doubtful short-term receivables	137	VI.6	(14,749,109,919)	(13,460,035,117)
8. Insufficient Assets	139		-	-
IV. Inventories	140		496,652,144	561,760,776
1. Inventory	141	VI.7	496,652,144	561,760,776
2. Provision for obsolete inventories	149		-	-
V. Others Current Assets	150		1,148,134,658	326,366,437
1. Short-term prepaid expenses	151	VI.13a	1,148,134,658	326,366,437
2. Value-added tax deductible	152	VI.17b		
3. Tax and other receivables from the State	153			
4. Repurchase Government Bonds Transactions	154		-	-
5. Others Current Assets	155		-	-

CANTHO PORT JOINT STOCK COMPANY

Address: No. 02, Phú Thắc Area, Hưng Phú Ward, Can Tho City

FINANCIAL STATEMENTS FOR Q4 2025

Fiscal Year Ended December 31, 2025

Consolidated balance sheet for Q4 2025 (continued)

ARTICLE	Code	Note	31/12/2025 VND	01/01/2025 VND
B- LONG-TERM ASSETS	200		261,079,566,299	260,946,426,647
I. Long-term receivables	210		57,000,000	72,000,000
1. Long-term Receivables from Customers	211			
2. Payables to seller: long-term	212			
3. Capital of units directly under	213			
4. Long-term Internal Receivables	214			
5. Long-term loan receivables	215			
6. Other long-term receivables	216	VI.4b	57,000,000	72,000,000
7. Provision for long-term doubtful debts	219			
II. Fixed assets	220		204,262,605,051	194,970,029,387
1. Tangible fixed assets	221	VI.9	199,909,024,929	190,744,938,490
- Cost	222		496,732,121,345	478,400,969,517
- Accumulated depreciation	223		(296,823,096,416)	(287,656,031,027)
2. Financial lease assets	224			
- Cost	225			
- Accumulated depreciation	226			
3. Intangible fixed assets	227	VI.10	4,353,580,122	4,225,090,897
- Cost	228		8,373,553,602	8,055,335,602
- Accumulated depreciation	229		(4,019,973,480)	(3,830,244,705)
III. Invested real estate	230			
- Cost	231			
- Accumulated depreciation	232			
IV. Long-term-financial investments	240		50,264,027,151	60,567,592,771
1. Production in progress: long-term	241			
2. Construction in progress	242	VI.8b	50,264,027,151	60,567,592,771
V. Long-term-financial investments	250		4,274,373,443	4,274,373,443
1. Subsidiary company investments	251			
2. Investments in associates	252	VI.2c	4,497,251,573	4,497,251,573
3. Investments in other entities	253			
4. Provision for Long-term Investments Devalu	254		(222,878,130)	(222,878,130)
5. Held-to-maturity investments	255			
VI. Other long-term assets	260		2,221,560,654	1,062,431,046
1. Long-term prepaid expenses	261	VI.13b	2,221,560,654	1,062,431,046
2. Deferred income tax assets	262			
3. Long-term Equipment and Spare Parts	263			
4. Other investments: long-term	268			
TOTAL ASSETS	270		356,305,081,530	361,075,927,896

CANTHO PORT JOINT STOCK COMPANY

Address: No. 02, Phú Thắng Area, Hưng Phú Ward, Can Tho City

FINANCIAL STATEMENTS FOR Q4 2025

Fiscal Year Ended December 31, 2025

Consolidated balance sheet for Q4 2025 (continued)

ARTICLE	Code	Note	31/12/2025 VND	01/01/2025 VND
C - LIABILITIES	300		83,385,821,519	93,460,658,344
I. Short-term liabilities	310		33,603,287,521	34,258,275,660
1. Short-term trade payables	311	VI.16a	9,241,971,876	17,043,681,678
2. Short-term advances from customers	312		1,176,089,948	324,494,719
3. Statutory obligations	313	VI.17a	2,285,260,730	1,555,541,797
4. Payables to employees	314		6,606,158,615	2,457,738,681
5. Short-term Accrued Expenses	315	VI.18a	1,706,913,552	267,374,534
6. Short-term Intercompany Payables	316			
7. Payables by Scheduled Progress of Construct	317			
8. Short-term Unrealized Revenue	318		60,000,000	61,975,338
9. Other short-term payables	319	VI.19a	2,518,408,377	5,816,372,010
10. Short-term loans and finance lease liabilities	320	VI.15a	10,000,000,000	6,722,612,480
11. Provision for short-term payables	321		-	-
12. Reward and Welfare Fund	322	VI.25e	8,484,423	8,484,423
13. Price Stabilisation Fund	323			
14. Repurchase Government Bonds Transactions	324			
II. Long-term liabilities	330		49,782,533,998	59,202,382,684
1. Long-term trade payables	331			
2. Long-term advances from customers	332			
3. Long-term accrued expenses	333			
4. Internal Payables of Capital	334			
5. Long-term Internal Payables	335			
6. Long-term unearned revenue	336			
7. Other long-term liabilities	337	V.19b	36,197,212,470	32,333,061,156
8. Long-term loans and finance lease liabilities	338	V.15b	13,585,321,528	26,869,321,528
9. Convertible bonds	339			
10. Preferred shares: liabilities	340			
11. Deferred tax liabilities	341			
12. Provision of Long-term Payables	342			
13. Science and Technology Development Fund	343			

CANTHO PORT JOINT STOCK COMPANY


Address: No. 02, Phú Thắng Area, Hưng Phú Ward, Can Tho City

FINANCIAL STATEMENTS FOR Q4 2025

Fiscal Year Ended December 31, 2025

Consolidated balance sheet for Q4 2025 (continued)

ARTICLE	Code	Note	31/12/2025 VND	01/01/2025 VND
D - OWNER'S EQUITY	400		272,919,260,011	267,615,269,552
I. Capital	410		272,919,260,011	267,615,269,552
1. Share capital	411	VI.25a	275,281,179,597	275,281,179,597
- Shares with voting rights	411a		275,281,179,597	275,281,179,597
- Preferred stock capital	411b		-	-
2. Share premium	412		-	-
3. The Right to convert the Convertible Bonds to	413		-	-
4. Other owners' capital	414		-	-
5. Treasury shares	415		-	-
6. Differences upon asset revaluation	416		-	-
7. Exchange rate difference	417		-	-
8. Investment and development fund	418	VI.25e	646,231,180	646,231,180
9. Corporation Arrangement Support Fund	419		-	-
10. Other Funds	420		-	-
11. Undistributed Profit	421	VI.25a	(3,008,150,766)	(8,312,141,225)
- Undistributed earnings by the end of prior period	421a		(8,312,141,225)	(11,960,927,893)
- Undistributed earnings of current period	421b		5,303,990,459	3,648,786,668
12. Capital Construction Investment	422		-	-
II. Budget resources and funds	430		-	-
1. Funding sources	431		-	-
2. Funds used for fixed asset acquisition	432		-	-
TOTAL RESOURCES	440		356,305,081,530	361,075,927,896


 Thai Thi My Linh
 Bookkeeper


 Lam Truc Son
 Chief Accountant

Can Tho City, December 31, 2025


 Nguyen Manh Ha
 General Director

CANTHO PORT JOINT STOCK COMPANY

Address: No. 02, Phú Thẳng Area, Hưng Phú Ward, Can Tho City

FINANCIAL STATEMENTS FOR Q4 2025


Fiscal Year Ended December 31, 2025

STATEMENT OF INCOME


Quarter 4, 2025

Currency: VNĐ

ARTICLE	Code	Note	Quarter 4		Cumulative for the Year	
			This year	Last year	This year	Last year
			01/10/2025 - 31/12/2025	01/10/2024 - 31/12/2024	01/01/2025 - 31/12/2025	01/01/2024 - 31/12/2024
1. Revenues from sale of goods and rendering of services	1	VII.1a	53,535,343,311	45,020,296,412	190,150,504,400	156,103,579,385
2. Revenue deductions	2					
3. Net revenues from sale of goods and rendering of services (10 = 01 - 02)	10		53,535,343,311	45,020,296,412	190,150,504,400	156,103,579,385
4. Cost of goods sold and services	11	VII.3	46,339,894,545	33,331,752,402	161,907,097,644	124,519,648,008
5. Gross profit from sales of goods and rendering of services (20 = 10 - 11)	20		7,195,448,766	11,688,544,010	28,243,406,756	31,583,931,377
6. Financial income	21	VII.4	492,844,394	422,524,329	1,731,194,123	1,269,626,836
7. Financial expenses	22		197,975,185	525,748,520	906,165,361	1,507,450,743
- In which: Interest expense	23		197,975,185	301,384,805	906,165,361	1,283,287,028
8. Selling expenses	25	VII.8b	24,075,243	117,076,714	172,479,715	410,270,770
9. General and administrative expenses	26	VII.8a	5,476,743,633	9,520,993,455	22,176,329,287	24,706,006,810
10. Net profit from operating activities (30 = 20 + (21 - 22) - 25 - 26)	30		1,989,499,099	1,947,249,650	6,719,626,516	6,229,829,890
11. Other income	31	VII.6	139,004,229	18,937,533	1,758,971,242	103,608,148
12. Other expenses	32	VII.7	54,032,035	444,808,723	398,029,532	831,077,423
13. Profit from other activities (40 = 31 - 32)	40		84,972,194	(425,871,190)	1,360,941,710	(727,469,275)
14. Accounting profit before tax (50 = 30 + 40)	50		2,074,471,293	1,521,378,460	8,080,568,226	5,502,360,615
15. Current Corporate income tax expense	51		1,472,136,861	995,936,937	2,776,577,767	1,853,573,947
16. Deferred tax income	52					
17. Net profit after tax (60 = 50 - 51 - 52)	60		602,334,432	525,441,523	5,303,990,459	3,648,786,668
18. Basic earnings per share (*)	70		22	19	193	133
19. Diluted earnings per share (*)	71		22	13	193	87


 Thai Thi My Linh
 Bookkeeper


 Lam Truc Son
 Chief Accountant



Can Tho City, December 31, 2025


 Nguyen Manh Ha
 General Director

CANTHO PORT JOINT STOCK COMPANY

Address: No. 02, Phú Thắng Area, Hưng Phú Ward, Can Tho City

FINANCIAL STATEMENTS FOR Q4 2025

Fiscal Year Ended December 31, 2025

CASH FLOW STATEMENT FOR Q2 2025

(Full format)

(Indirect Method)

As at December 31, 2025

Currency: VND

Cumulative from the Beginning of the Year to the
End of the Period

ARTICLE	Code	Note	31/12/2025 VND	01/01/2025 VND
I. Cash flows from operating activities				
1. <i>Accounting profit before tax</i>	01		8,080,568,226	5,502,360,615
2. <i>Adjustments for:</i>				
- Depreciation and amortisation of fixed assets and investment properties	02		15,222,427,845	14,569,393,395
- Provisions	03		1,289,074,802	4,835,502,112
- Exchange gains/losses from retranslation of monetary items denominated in foreign currency	04		(1,393,269)	(1,989,386)
- Gains/losses from investment	05		(2,994,362,764)	(1,267,637,450)
- Interest expenses	06		906,165,361	1,283,287,028
- Other adjustments	07			
3. <i>Operating profit before changes in working capital</i>	08		22,502,480,201	24,920,916,314
- (Increase) decrease in receivables	09		6,118,542,613	2,333,899,298
- Increase, decrease in inventories	10		65,108,632	363,350,023
- Increase (decrease) in payables (excluding interest payable, corporate income tax payable)	11		(1,262,210,193)	2,817,238,785
- Increase, decrease in prepaid expenses	12		(1,980,897,829)	2,183,132,442
- Increase, decrease in Trading Securities	13		-	-
- Interest paid	14		(906,165,361)	
- Corporate income tax paid	15		(1,582,591,919)	(1,914,305,012)
- Other Cash Inflows from Operating Activities	16		-	
- Other payments on operating expenses	17			
<i>Net cash flows from operating activities</i>	20		22,954,266,144	30,704,231,850
II. Cash flows from investing activities				
1. Purchase or construction of fixed assets and other long-term assets	21		(14,504,502,874)	(335,115,740)
2. Proceeds from disposals of fixed assets and other long-term assets	22		1,557,626,895	
3. Loans and purchase of debt instruments from other entities	23		(10,838,859,317)	(11,320,000,000)
4. Collections of loans and resale of debt instrument of other entities	24		22,627,350,000	

ARTICLE	Code	Note	Cumulative from the Beginning of the Year to the End of the Period	
			31/12/2025 VND	01/01/2025 VND
5. Money spent on investment in other entities	25		-	-
6. Cash Proceeds from Investment in Other Entities	26		-	-
7. Interest and dividend received	27		1,607,461,333	1,267,637,450
<i>Net cash flows from investing activities</i>	30		449,076,037	(10,387,478,290)
III. Net cash flows from investing activities				
1. Cash Proceeds from Issuance of Shares and Contributions from Owners	31		-	-
2. Cash Repayment of Capital Contributions to Owners, Repurchase	32		-	-
3. Proceeds from borrowings	33		-	-
4. Repayment of principal	34		(10,006,612,480)	(6,716,000,000)
5. Finance lease principal paid	35		-	-
6. Dividends or profits paid to owners	36		-	-
<i>Net cash flows from financing activities</i>	40		(10,006,612,480)	(6,716,000,000)
Net cash flows in the year	50		13,396,729,701	13,600,753,560
Cash and cash equivalent at the beginning of the year	60		36,371,971,943	22,769,228,997
Effect of exchange rate fluctuations	61		1,393,269	1,989,386
Cash and cash equivalent at the end of the year	70		49,770,094,913	36,371,971,943



Thai Thi My Linh
Bookkeeper



Lam Truc Son
Chief Accountant



Cần Thơ City, December 31, 2025



Nguyen Manh Ha
General Director

**NOTES TO THE FINANCIAL STATEMENTS
QUARTER 4 2025**

I. Characteristics of the Company

1. STRUCTURE OF OWNERSHIP

Cang Can Tho Joint Stock Company is a privatized company from Cang Can Tho Limited Liability Company (a wholly state-owned company) per Decision No, 652/QĐ-HHVN dated November 28, 2014 by Vietnam Maritime Corporation, The company operates under the business registration certificate No, 1801319907 issued by the Department of Planning and Investment of Can Tho City, first registered on October 31, 2013, and amended for the tenth time on September 30, 2025.

The company's head office is located at: No, 2, Phu Thang Quarter, Hung Phu Ward, Can Tho City.

The registered charter capital of the company is VND 275,281,179,597, with actual contributed capital as of June 30, 2025, being VND 275,281,179,597; equivalent to 27,528,118 shares, with a par value of VND 10,000 per share.

As of December 31, 2025, the company has a total of 120 employees (123 employees as of January 1, 2025).

2. Business Fields

The company is engaged in port transportation services.

3. Main Business Activities

The main activities of the company include:

- Cargo handling by road, cargo handling at seaports;
- Warehousing and storage services, including customs warehouse, cold storage, and other types of warehouses;
- Supportive services for coastal and maritime transportation;
- Shipping agency services, maritime transportation agency, customs declaration;
- Retail sales of motor fuel in specialized stores,

4. Typical Production and Business Cycle

5. Significant Events During the Fiscal Year Affecting the Financial Statements

6. Company Structure:

The company has one subordinate unit, the Can Tho Joint Stock Company - Can Tho Port Logistics Center, located at 27 Le Hong Phong, Tran An Ward, Binh Thuy District, Can Tho City,

The primary business activity of this unit is port transportation services and warehousing rental, Information regarding subsidiaries, joint ventures, and associates of the company can be found in Disclosure Note No, 2c.

7. Disclosure Statement on Financial Report Comparability

(Information on financial reports – whether comparable or not; if not comparable, reasons such as changes in ownership structure, division, merger, etc., and the length of comparison periods should be stated clearly)

II. Accounting Period and Reporting Currency

1. The Company's fiscal year begins on 01 January and ends on 31 December of the calendar year, This separate financial statement is prepared for the fiscal year ending 31 December 2025.

2. The reporting currency used in accounting is the Vietnamese Dong (VND).

III. Accounting Standards and Regulations Applicable

1. Accounting Standards Applied:

The Company applies Vietnam Accounting Standards, Corporate Accounting Regime promulgated under Circular No, 200/2014/TT-BTC dated 22/12/2014 of the Ministry of Finance guiding the Corporate Accounting Regime and Circular No, 53/2016/TT-BTC dated 21/03/2016

of the Ministry of Finance amending and supplementing a number of articles of Circular No, 200/2014/TT-BTC.

2. Statement of Compliance with Accounting Standards and Regulations:

The company complies with Vietnamese Accounting Standards and all relevant guidance issued by the Government. The financial statements are prepared and presented according to the requirements of the respective standards and regulations currently in effect.

IV. Accounting Policies Applied (In the case that the business is a going concern)

1. Principle for Conversion of Financial Statements Prepared in Foreign Currencies to Vietnamese Dong.

When accounting records are in currencies other than Vietnamese Dong, the conversion of financial statements is performed using the exchange rate at the transaction date or the exchange rate on the financial statement date. Any impact resulting from this conversion is reflected in the financial statements.

2. Types of Exchange Rates Applied in Accounting.

3. Principle for Determining the Effective Interest Rate for Discounting Cash Flows.

4. Principle for Recognizing Cash and Cash Equivalents.

- Cash includes cash on hand and demand deposits in banks.

- Cash equivalents are short-term, highly liquid investments that can be easily converted into known amounts of cash with a negligible risk of changes in value.

5. Accounting Principles for Financial Investments

- *Held-to-Maturity Investments: Includes time deposits, bonds, preferred shares, and loans that are held to maturity for earning periodic interest.*

- *Investments in Joint Ventures: Initially recognized at cost. After initial recognition, the value of these investments is determined based on cost less any impairment provision.*

- Allowance for Impairment: This is established at the end of each period as follows:

- + For investments in joint ventures: The impairment provision is created when the investee company incurs a loss, based on the joint venture at the time of the provision.

- + For held-to-maturity investments: An impairment provision is created based on the recoverability of the investment in accordance with legal regulations.

6. Accounting Principles for Accounts Receivable:

- Accounts receivable are monitored in detail by due date, debtor, currency type, and other management needs.

- Provision for doubtful debts is made for receivables that are past due as stated in economic contracts, loan agreements, contractual commitments, or debt commitments, and for receivables that are not yet due but are deemed unlikely to be collected. Specifically, the provision for past-due receivables is based on the original payment terms of the sales contract, disregarding any debt rescheduling agreements between the parties. Provision is also made for receivables not yet due where the debtor has become bankrupt, is undergoing dissolution procedures, has disappeared, or absconded.

7. Inventory Accounting Policies:

- Inventories are initially recognized at cost, which includes purchase costs, conversion costs, and other directly attributable costs incurred in bringing the inventories to their present location and condition. Subsequent to initial recognition, if the net realizable value of inventories is lower than cost at the reporting date, inventories are recognized at net realizable value.

- The value of inventories is determined using the weighted average method.

- Inventories are accounted for using the perpetual inventory system.

- A provision for inventory obsolescence is made at the end of the reporting period for the difference between the cost of inventories and their net realizable value.

8. Accounting Policies for Fixed Assets and Depreciation:

- Tangible and intangible fixed assets are initially recognized at cost. During their useful lives, tangible and intangible fixed assets are stated at cost, accumulated depreciation, and net book value.

- Depreciation of fixed assets is calculated using the straight-line method based on the following estimated useful lives:

- Buildings and structures	05 - 30 years
- Machinery and equipment	05 - 10 years
- Transportation and transmission equipment	06 - 10 years
- Management equipment and tools	03 - 05 years
- Other fixed assets	03 - 05 years
- Land use rights	20 - 50 years

9. Accounting Policies for Business Cooperation Contracts.

10. Accounting Policies for Deferred Income Tax.

11. Accounting Policies for Prepaid Expenses.

- Expenses incurred relating to the operating activities of multiple financial years are recognized as prepaid expenses and amortized to the operating results of subsequent financial years.

- The calculation and amortization of long-term prepaid expenses to operating expenses in each financial year are based on the nature and extent of each type of expense to select a reasonable amortization method and basis.

- The Company's prepaid expenses include:

+ Tools and supplies, which include assets held by the Company for use in normal business operations, with the cost of each asset being less than VND 30 million and therefore not meeting the criteria for recognition as a fixed asset under current regulations, The cost of tools and supplies is amortized using the straight-line method over a period of 3 to 36 months.

+ Other prepaid expenses are recognized at cost and amortized using the straight-line method over their useful lives of 3 to 36 months.

12. Accounting Policies for Payables.

- Payables for goods and services received from suppliers or provided to customers during the reporting period but not yet paid, and other payables such as accrued interest expense, are recognized as operating expenses of the reporting period.

- The recognition of accrued expenses in operating expenses during the period is performed in accordance with the matching principle between revenue and expenses incurred during the period, Accrued expenses will be settled against actual expenses incurred, The difference between the accrued amount and actual expenses is reversed.

13. Accounting Policies for Borrowings and Finance Lease Liabilities.

Borrowings are monitored by lender, loan agreement, and repayment term, Borrowings in foreign currencies are monitored in detail in the original currency.

14. Accounting Policies for the Recognition and Capitalization of Borrowing Costs

Borrowing costs are recognized as operating expenses in the period they are incurred, except for borrowing costs directly attributable to the construction or production of qualifying assets, which are capitalized as part of the cost of those assets when the conditions specified in Vietnamese Accounting Standard (VAS) 16, "Borrowing Costs," are met, In addition, for specific loans.

15. Accounting Policies for Accrued Expenses.

- Payables for goods and services received from suppliers or provided to customers during the reporting period but not yet paid, and other payables such as accrued interest expense, are recognized as operating expenses of the reporting period.

- The recognition of accrued expenses in operating expenses during the period is performed in accordance with the matching principle between revenue and expenses incurred during the period, Accrued expenses will be settled against actual expenses incurred, The difference between the accrued amount and actual expenses is reversed.

16. Accounting Policies and Methods for Recognizing Provisions for Liabilities.

17. Accounting Policies for Unearned Revenue.

Unearned revenue includes advance payments received from customers for one or more financial years for asset rentals.

Unearned revenue is transferred to Revenue from Sales and Services in amounts appropriate for each financial year,

18. Accounting Policies for Convertible Bonds.

19. Accounting Policies for Equity:

- Contributed capital is recognized at the actual amount contributed by the owners,,
- Retained earnings reflect the results of operations (profits and losses) after corporate income tax and the distribution of profits or treatment of losses of the Company,

20. Revenue Recognition Policies and Methods:

- Revenue is recognized when the Company is likely to receive economic benefits that can be reliably measured, Revenue is measured at the fair value of the consideration received or receivable, net of trade discounts, sales returns, and allowances.

- Financial income

- Revenue arising from interest and other financial income is recognized when both of the following conditions are met:

- + It is probable that economic benefits will flow to the Company from the transaction;
- + The revenue can be reliably measured.

21. Accounting Policies for Revenue Deductions

22. Accounting Policies for Cost of Goods Sold.

Cost of goods sold during the period is recognized in accordance with the matching principle with revenue generated during the period and in compliance with the prudence principle, Losses of materials and goods exceeding norms, expenses exceeding normal norms, and inventory losses after deducting the responsibility of relevant individuals or groups are fully and promptly recognized in cost of goods sold during the period.

23. Accounting Policies for Financial Expenses.

Expenses recognized as financial expenses are borrowing costs.

These amounts are recognized at the total amount incurred during the period, without offsetting against financial income.

24. Accounting Policies for Selling Expenses and General and Administrative Expenses.

25. Accounting Policies and Methods for Recognizing Current Corporate Income Tax Expense and Deferred Corporate Income Tax Expense.

26. Other Accounting Policies and Methods

V. Applicable Accounting Policies (in case the entity does not meet the going concern assumption):

1. Is there a reclassification of long-term assets and long-term liabilities to current?
2. Principles for determining the value of each type of asset and liability (at net realizable value, recoverable value, fair value, present value, current value, etc.)
3. Principles for financial treatment of:
 - Provisions;
 - Asset revaluation differences and exchange rate differences (still reflected on the Balance Sheet – if any)

VI. Additional Information for Items Presented in the Balance Sheet

Currency: đồng,

1. Cash and Cash Equivalents:

Item	End of Period	Beginning of Period
- Cash on hand	951,659,744	3,419,797,588
- Cash at bank (demand)	14,970,311,376	12,222,847,470
- Cash equivalents	33,848,123,793	20,729,326,885
Total	49,770,094,913	36,371,971,943

2. Financial Investments:

a) Trading Securities:

None.

b) Held-to-Maturity Investments.

Item	End of Period		Beginning of Period	
	Cost	Carrying amount	Cost	Carrying amount
b1) Short-term				
- Time deposits (2b1)	13,102,543,454	13,102,543,454	24,891,034,137	24,891,034,137
- Other investments				
b2) Long-term				
- Time deposits				
- Other investments				

(2b1) Details of Short-term Time Deposits:

Tien Phong Commercial Joint Stock Bank, Hoan Kiem Hanoi Branch(01-month term)	-	8,787,350,000
Tien Phong Commercial Joint Stock Bank, Hoan Kiem Hanoi Branch(12-month term)	-	3,520,000,000
Joint Stock Commercial Bank for Foreign Trade of Vietnam(12-month term)	2,689,324,964	2,583,684,137
Vietnam Maritime Commercial Joint Stock Bank Can Tho Branch(06-month term)	10,413,218,490	10,000,000,000
TỔNG CỘNG	13,102,543,454	24,891,034,137

c) Investments in Other Entities (with details of each investment by ownership percentage and voting rights),

Item	End of period			Beginning of period		
	Cost	Fair value	Provision	Cost	Fair value	Provision
- Investments in subsidiaries						
- Investments in joint ventures/associates	4,497,251,573	4,497,251,573	0	4,497,251,573	4,497,251,573	

+ Investment in Can Tho Port - Thanh Tuan Two-Member Limited Liability Company: VND 4,497,251,573.

- Summary of the operating performance of subsidiaries, joint ventures, and associates during the period;

- Significant transactions between the Company and its subsidiaries, joint ventures, and associates during the period.

- If fair value cannot be determined, provide an explanation.

3. Accounts Receivable:

Item	End of Period	Beginning of Period
a) Short-term Accounts Receivable (3a)	35,967,287,821	41,791,138,725
- Accounts receivable - other customers		
b) Long-term Accounts Receivable		

(3a) Detail of Short-term Accounts Receivable:

Vinacomin – Coal Import Export jsc	1,177,508,703
Khang Phuc Trading & Import-Export Co, Ltd	623,377,754
VIMC Container Transport JSC	1,780,139,764
Traco Transport Joint Stock Corporation No1	1,209,136,423
Truong Son Import-Export & Investment JSC	1,271,551,525
Petrovietnam Fertilizer and Chemicals Corporation JSC	2,602,172,880

Phuc Cuong Housing Development Investment JSC	645,000,000
Bac Nam Environment Technology Co., Ltd,	744,057,590
Song Hong Co., Ltd,	959,785,612
Tay Do Steel Co., Ltd,	2,338,754,832
Q & D Co., Ltd,	631,331,990
TSH Real Estate Co., Ltd	868,794,843
Irradiation Of Can Tho Joint Stock Company	1,370,768,256
PetroVietnam Camau Fertilizer JSC	1,702,381,174
Duyen Hai Star Co., Ltd,	1,079,887,647
Coastal Coal Mineral Joint Stock Co.,JSC	3,492,315,281
Hoa Phat Dung Quat Steel Joint Stock Co.,JSC	626,674,211
Minh Hoang Logistic Co., Ltd	3,528,431,261
Retail Customers	9,315,218,075
TOTAL	35,967,287,821

4. Other Receivables:

Item	End of Period		Beginning of Period	
	Value	Provision	Value	Provision
a) Short-term (4a)	4,997,328,570		6,705,565,028	
- Receivable for profit sharing;	154,250,000		154,250,000	
- Advances;	1,016,019,766		1,788,584,180	
- Receivable for losses before equitization				
- Other receivables	3,827,058,804		4,762,730,848	
b) Long-term	57,000,000		72,000,000	
- Receivable from employees;	57,000,000		57,000,000	
- Deposits	0		15,000,000	
- Due from related parties;				
- Other long-term receivables,	0		0	
Total	5,054,328,570		6,777,565,028	

4a) Details of Other Short-term Receivables:

Receivable from Can Tho Port - Thanh Tuan Co., Ltd, (Profit sharing for 2016+2017)	154,250,000	154,250,000
Advances to employees	1,016,019,766	1,788,584,180
Receivable for employee advances (resigned employees: Quan – Lac – Khanh)	38,602,380	38,602,380
Receivable for advance to Mr, Dang Truong Son (resigned)	86,668,825	86,668,825
Receivable from employees resigned in 2023 (Bich, Le Thanh Hung, Kim Phi)	810,275,012	810,275,012
Accrued interest on term deposits at Vietcombank Can Tho	254,348,984	633,182,152
Receivable for bid security from Thanh Phuong Co,	300,000,000	300,000,000
Aggregation of Costs Related to the 15-Hectare Project Land Area	680,000,000	0
D.A Xuyen A Trading - Import Export Co., Ltd,	585,000,000	585,000,000
Other receivables	1,072,163,603	2,309,002,479
Total	4,997,328,570	6,705,565,028

5. Assets Awaiting Processing (Details):

None

6. Bad Debts:*Disclosed in Appendix 5.***7. Inventories:**

Item	End of Period		Beginning of Period	
	Value	Provision	Value	Provision
- Goods in transit				
- Raw materials	212,726,526		70,169,408	
- Tools and supplies	283,925,618		284,375,618	
- Work in progress	0		207,215,750	
- Finished goods	0		0	
Total	496,652,144		561,760,776	

8. Long-term Assets in Progress:

a) Details of long-term work in progress, including an explanation of why these projects are not expected to be completed within the normal operating cycle,

b) Details of major construction in progress projects (those exceeding 10% of total CIP),

Item	End of Period	Beginning of Period
- Purchases;		
- Construction in progress (8b)	50,264,027,151	60,567,592,771
Total	50,264,027,151	60,567,592,771

(8b) Details of Construction in Progress as of December 31, 2025:

Item	End of Period	Beginning of Period
- Land leveling for container storage yard (26,500 m ²) at Cai Cui Port	0	42,464,291
- Site preparation for yards 5A, 6, and 10, Phase II, at Cai Cui Port	0	1,718,206,952
- Supervision consulting costs for yards 5A, 6, and 10, Phase II, at Cai Cui Port	0	34,545,455
- Review costs for construction drawings and cost estimates for Cai Cui Port, yards 5A, 6, and 10	0	10,909,092
- Renovation and upgrade costs for roads outside and leading to yard 10b at Cai Cui Port	826,969,091	826,969,091
- Additional costs for tender package 5 of the Cai Cui Port Phase II investment project (non-asset forming portion)	0	1,265,572,727
- Additional costs for tender package 5 of the Cai Cui Port Phase II investment project (asset-forming portion)	0	1,027,605,358
- Construction in progress for Cai Cui Port – Phase 1	39,493,818,401	42,404,035,793
- Construction in progress for Cai Cui Port – Phase 2	8,647,825,475	8,647,825,475
- Construction costs for the wooden building at Cai Cui Port	0	175,845,455
- Renovation costs for warehouses 1, 2, and 6 at Cai Cui Port	807,844,365	2,782,575,035
- Costs for manufacturing and installing B40 mesh mobile fences for the Honda warehouse at Cai Cui Port	0	103,181,818
- Investment costs for purchasing a long-reach excavator (Resolution 571/NQ-HDQT dated August 25, 2023)	0	20,671,296
- Costs for designing, appraising, and constructing an automatic fire suppression system for warehouses 1, 2, and 6 at Cai Cui Port	437,569,819	1,507,184,933
- Accumulation of upgrade costs for PL-COS Terminal Operating System and Payroll System	14,814,815	
- Cost accumulation for the renovation and floor raising of Warehouses 1, 3, and 7 at Hoang Dieu Terminal	35,185,185	0
Total	50,264,027,151	60,567,592,771

9. Movements in Tangible Fixed Assets

Disclosed in Appendix 1,,
10. Movements in Intangible Fixed Assets:
Disclosed in Appendix 2,
11. Movements in Finance Lease Assets: None,
12. Movements in Investment Property: None,
13. Prepaid Expenses:

Item	End of Period	Beginning of Period
a) Short-term (Itemized details)	1,148,134,658	326,366,437
- Other items (Disclose details if material),	1,148,134,658	326,366,437
b) Long-term	2,221,560,654	1,062,431,046
- Other items (Disclose details if material),	2,221,560,654	1,062,431,046
Total	3,369,695,312	1,388,797,483

(13a) Short-term prepaid expenses for allocation of tools and supplies and short-term repairs:

1,148,134,658 đ,

(13b) Long-term prepaid expenses for allocation of tools and supplies and long-term repairs:

2,221,560,654 đ,

14. Other Assets: None,

15. Borrowings and Finance Lease Liabilities:

Item	End of Period		During the Period		Beginning of Period	
	Value	Amount Repayable	Increase	Decrease	Value	Amount Repayable
a) Short-term borrowings	10,000,000,000	10,000,000,000	13,354,964,625	10,077,577,105	6,722,612,480	6,722,612,480
b) Long-term borrowings	13,585,321,528	13,585,321,528		13,284,000,000	26,869,321,528	26,869,321,528
Total	23,585,321,528	23,585,321,528	13,354,964,625	23,361,577,105	33,591,934,008	33,591,934,008

(15) Details of short-term and long-term borrowings:

Principal payable to Vietnam Maritime Corporation (VIMC paid on behalf of CCT for loan from Vietinbank)	10,000,000,000
Loan from Vietnam Maritime Corporation (VIMC paid on behalf of CCT for loan from Vietinbank)	13,585,321,528
Total	23,585,321,528

16. Trade Payables:

Item	End of Period	Beginning of Period
a) Short-term trade payables	9,241,971,876	17,043,681,678
Total	9,241,971,876	17,043,681,678

(16a) Details of short-term trade payables:

Item	End of Period	Beginning of Period
Vietnam Maritime Corporation – JSC	1,207,135,804	1,165,339,708
VIMC Hai Phong Warehouse Company - Branch of VIMC	0	648,000,000
VIMC Container Transport JSC	0	1,341,888,000
Nhat Viet JSC	0	542,700,000

Minh Minh An Giang Co., Ltd.	716,834,400	0
Nguyen Tien Transportation Service Co., Ltd.	228,857,087	1,374,917,160
Vietgroup Can Tho Trading and Service Co., Ltd.	71,374,345	841,652,394
Duyen Hai Star Co., Ltd.	38,836,666	2,388,965,767
Duyen Hai Mineral and Coal JSC	0	3,639,183,493
Minh Nam Mechanical Co., Ltd.	2,127,035,006	741,470,779
Minh Hoang Logistics Co., Ltd.	2,159,230,068	0
Retail Customers	2,692,668,500	4,359,564,377
TOTAL	9,241,971,876	17,043,681,678

17. Taxes and Other Payables to the State:

a) Payables (detailed by tax type)

Disclosed in Appendix 3,

b) Receivables (detailed by tax type).

18. Accrued Expenses:

Item	End of Period	Beginning of Period
a) Short-term	1,706,913,552	267,374,534
- Accrued transportation and handling costs		
- Accrued warehouse rental costs		
- Other accrued expenses	1,706,913,552	267,374,534
b) Long-term		
- Interest payable		
- Other accruals (detailed by item)		
Total	1,706,913,552	267,374,534

18a) Details of short-term accrued expenses:

Item	End of Period	Beginning of Period
Can Tho City Electricity Company – Cai Rang Electricity Branch	93,893,108	27,880,600
Can Tho City Electricity Company	169,034,617	214,412,677
CMC Renewable Energy JSC	28,173,887	25,081,257
Vietgroup Can Tho Trading and Service Co., Ltd	818,776,409	0
Le Nghiem Construction Services Trading Co., Ltd,	363,319,520	0
Other Payables	233,716,011	
TOTAL	1,706,913,552	267,374,534

19. Other Payables:

Item	End of Period	Beginning of Period
a) Short-term	2,518,408,377	5,816,372,010
- Trade union fees	22,793,108	114,674,410
- Social insurance		206,520,649
- Health insurance	441,118	37,122,189
- Unemployment insurance		16,197,698
- Short-term deposits (19a1)	1,332,924,650	1,520,684,450
- Other payables (19a2)	1,162,249,501	3,921,172,614
b) Long-term	36,197,212,470	32,333,061,156
- Long-term deposits (warehouse rental deposits)	3,099,278,200	2,739,278,200
- Other long-term payables:	33,097,934,270	29,593,782,956
+ Interest payable to VIMC	13,074,416,168	9,570,264,854
+ Payable to Can Tho City People's Committee (final settlement of Cai Cui Port Phase 1 investment project)	20,023,518,102	20,023,518,102
Total	38,715,620,847	38,149,433,166

(19a1) Details of short-term deposits:

Item	End of Period	Beginning of Period
Hoa Sen Group JSC	240,000,000	240,000,000
Gemadept Logistics One Member Co.,Ltd	247,968,000	0
Minh Nam Mechanical Co., Ltd	300,000,000	300,000,000
Other payables	544,956,650	980,684,450
Total	1,332,924,650	1,520,684,450

(19a2) Details of other short-term payables:

Item	End of Period	Beginning of Period
Vietnam Maritime Corporation	987,359,052	3,678,345,005
Other payables	174,890,449	242,827,609
Total	1,162,249,501	3,921,172,614

20. Unearned Revenue: 60,000,000 VND,

21. Bonds Issued

21.1. Plain bonds (detailed by type):

None.

21.2. Convertible bonds:

None.

22. Redeemable Preference Shares Classified as Liabilities:

- Par value;
- Parties to whom the shares were issued (management, employees, other);
- Redemption terms (Timing, repurchase price, other key terms in the issuance agreement);
- Value repurchased during the period;
- Other disclosures,

23. Provisions.

None.

24. Deferred Tax Assets and Deferred Tax Liabilities:

a, Deferred tax assets:

None.

b- Deferred tax liabilities:

None.

25. Equity:

a) Statement of changes in equity:

Disclosed in Appendix 4.

b) Details of owners' contributed capital:

	<u>End of Period</u>	<u>Beginning of year</u>
Vietnam Maritime Corporation	272,566,179,597	272,566,179,597
Other shareholders	2,715,000,000	2,715,000,000
Total	275,281,179,597	275,281,179,597

c) Capital transactions with owners and distribution of dividends and profits: None.

d) Shares:

	<u>End of Period</u>	<u>Beginning of year</u>
Number of shares authorized for issuance	27,528,118	27,528,118
Number of shares issued		
- Common shares	27,528,118	27,528,118
Number of shares repurchased		
- Common shares	-	-
Number of shares outstanding		
- Common shares	27,528,118	27,528,118

	<u>End of Period</u>	<u>Beginning of year</u>
- Preference shares	-	-

d) Dividends: None.

e) Company funds:

Item	End of Period	Beginning of Period
- Development investment fund,	646,231,180	646,231,180
- Bonus and welfare fund,	8,484,423	8,484,423
- Other equity funds,		

g) Income and expenses, gains or losses recognized directly in equity as required by specific accounting standards,

26. Revaluation Surplus: None.

27. Exchange Differences: None.

28. Funds: None.

29. Off-Balance-Sheet Items:

a) Leased assets: Total future minimum lease payments under non-cancellable operating lease agreements by term.

b) Assets held in trust: (None).

c) Foreign currencies: At the end of the reporting period, cash and cash equivalents include 1,676,12 USD (One thousand six hundred seventy-six dollars and Twelve cents).

d) Precious metals, gemstones: None.

d) Bad debts written off: None.

e) Other information about off-balance-sheet items

30. Other Information Disclosed by the Company.

VII. Supplementary Information for Items Presented in the Income Statement:

1. Total Revenue from Sales and Service Provision:

Currency: VNĐ

Item	Q4-2025	Q4-2024	YTD	
			2025	2024
a, Revenue				
- Sales Revenue	0	1,885,279,779	89,334,097	8,792,040,115
- Service Revenue	53,535,343,311	43,135,016,633	190,061,170,303	147,311,539,270
Total	53,535,343,311	45,020,296,412	190,150,504,400	156,103,579,385

2. Revenue Deductions:

Item	Q4-2025	Q4-2024	YTD	
			2025	2024
- Trade Discounts	0	0	0	0
Total	0	0	0	0

3. Cost of Goods Sold:

Item	Q4-2025	Q4-2024	YTD	
			2025	2024
- Cost of Services Provided	46,339,894,545	31,527,931,182	161,827,923,150	115,982,102,517
- Cost of Goods Sold		1,803,821,220	79,174,494	8,537,545,491
Total	46,339,894,545	33,331,752,402	161,907,097,644	124,519,648,008

4. Financial Income:

Item	Q4-2025	Q4-2024	YTD	
			2025	2024
- Interest on Deposits and Loans	191,451,125	420,534,943	1,729,800,854	1,267,637,450
- Exchange Rate Differences	1,393,269	1,989,386	1,393,269	1,989,386
- Other Financial Income				
Total	492,844,394	422,524,329	1,731,194,123	1,269,626,836

5. Financial Expenses:

Item	Q4-2025	Q4-2024	YTD	
			2025	2024
- Interest on Loans	197,975,185	301,584,805	906,165,361	1,283,287,028
- Exchange Rate Losses				
- Other Expenses		224,163,715		224,163,715
Total	197,975,185	525,748,520	906,165,361	1,507,450,743

6. Other Income:

Item	Q4-2025	Q4-2024	YTD	
			2025	2024
- Disposal of Fixed Assets;	0	0	1,279,376,724	
- Other Income	139,004,229	18,937,533	479,594,518	103,607,148
Total	139,004,229	18,937,533	1,758,971,242	103,607,148

7. Other Expenses:

Item	Q4-2025	Q4-2024	YTD	
			2025	2024
- Fines;		422,421,188	157,269	729,624,084
- Expenses on Disposal of Fixed Assets				
- Other Expenses,	54,032,035	22,387,535	397,872,263	101,453,339
Total	54,032,035	444,808,723	398,029,532	831,077,423

8. Selling Expenses and General and Administrative Expenses:

Item	Q4-2025	Q4-2024	YTD	
			2025	2024
a) General and Administrative Expenses Incurred During the Period				
- Other General and Administrative Expenses	5,476,743,633	9,520,993,455	22,176,329,287	24,706,006,810

b) Selling Expenses Incurred During the Period				
- Other Selling Expenses,	24,075,243	117,076,714	172,479,715	410,270,770

9. Operating Expenses by Element:

Item	Q4-2025	Q4-2024	YTD	
			2025	2024
- Raw Materials and Supplies	1,054,349,401	2,026,551,183	4,223,748,159	5,279,196,056
- Salaries and Wages	9,162,566,945	7,437,484,746	34,952,682,394	33,090,520,959
- Costs of Tools, Supplies, and Accessories	218,891,158	116,983,188	651,787,447	329,386,436
- Depreciation of Fixed Assets	4,156,078,863	4,086,214,278	15,222,427,845	14,569,393,395
-Taxes, Fees, and Charges Expenses	27,217,757	29,504,416	109,056,371	98,405,828
- Provision Expense/Reversal of Provision	-484,567,594	-	1,289,074,802	-
- Purchased Services	30,592,133,233	20,614,588,493	108,253,203,000	70,626,880,957
- Other Cash Expenses	5,381,467,335	2,699,414,947	17,813,398,136	10,656,616,700
Total	50,108,137,098	37,010,741,251	182,515,378,154	134,650,400,331

Note: The item "Operating Expenses by Element" represents expenses incurred during the period and reflected in the Balance Sheet and Income Statement, It does *not* include Cost of Goods Sold,

10. Current Corporate Income Tax Expense, (Tax rate 20%).

11. Deferred Corporate Income Tax Expense.

12. Transactions and Balances with Related Parties:

The list and relationships between related parties and the Company are as follows:

Related Party	Relationship
Vietnam Maritime Corporation	Parent company
Vietnam Ocean Shipping Joint Stock Company	Same Parent company
Port of Hai Phong Joint Stock Company	Same Parent company
Nghe Tinh Port Joint Stock Company	Same Parent company
Vosa Corporation	Same Parent company
Hau Giang Maritime Services One Member Limited Liability Company	Same Parent company
Can Tho Port - Thanh Tuan Company Limited	Joint Venture company

In addition to the information on related parties presented in the above notes, the Company also had the following transactions with related parties during the period:

	YTD 31-12- 2025	YTD 31- 12- 2024
	VND	VND
Revenue	10,709,852,368	8,014,746,637
Vietnam Maritime Corporation,	396,129,600	396,129,600
VIMC Shipping Company – Branch of	-	2,670,306,961
Hau Giang Maritime Services One Member Limited Liability Company	-	360,000
VIMC Container Transportation JSC	9,217,573,918	3,662,402,760
Vietnam Marine Development JSC	51,050,000	-
Hau Giang Port Service Joint Stock Company	1,045,098,850	1,285,547,316
Purchases	5,054,731,583	8,116,458,228
Vietnam Maritime Corporation	2,567,887,761	2,492,646,607
VIMC Shipping Company – Branch of	-	1,346,703,703
Hai Phong Warehousing Company – Branch of VIMC	782,750,000	1,200,000,000
Branch of Vietnam Maritime Corporation in Hai Phong	1,851,852	-
Maritime Project Management UNIT	-	35,000,000
VIMC – Branch of VIMC		
Vosa Corporation	144,000.000	192.000.000
Nghe Tinh Port Joint Stock Company	-	534,647,035
VIMC Dinh Vu Port Joint Stock Company	2,420,000	
Hai Phong Port Joint Stock Company,	-	398,161,255
VIMC Container Lines Joint Stock Company	-	1,242,488,889
Hau Giang Port Service Joint Stock Company	1,310,821,970	674,810,739
Sai Gon Port Technical Service Commercial Joint Stock Company	245,000,000	-
Interest	906,165,361	1,283,287,028
Expense		
Vietnam Maritime Corporation	906,165,361	1,283,287,028

	Relationship	YTD 31-12- 2025	YTD 31-12- 2024
		VND	VND
Compensation of Key Management Personnel		1,608,000,000	1,278,000,000
Mr, Le Quang Trung	Chairman of the Board of Directors (Appointed on 18/04/2023)	120,000,000	84,000,000
Mr, Lam Tien Dung	Vice Chairman of the Board of Directors (Retirement 09/4/2024)	-	90,000,000

Mr, Phan Nhan Thao	Member of the Board of Directors (Appointed on 24/04/2025)	60,000,000	-
Mr, Tran Tuan Hai	Member of the Board of Directors (Appointed on 15/04/2022)	90,000,000	60,000,000
Mr, Hoang Viet	Member of the Board of Directors (Dismissed on 24/04/2025)	30,000,000	60,000,000
Mr, Nguyen Dang Song	Member of the Board of Directors (Dismissed on 24/04/2025)	30,000,000	60,000,000
Mr, Nguyen Hoai An	Member of the Board of Directors (Appointed on 24/04/2025)	60,000,000	-
Mr, Le Tien Cong,	Deputy General Director	420,000,000	300,000,000
Mr, Nguyen Manh Ha	General Director (Appointed on 06/03/2025)	570,000,000	405,000,000
Mr, Ta Kha Duy	Deputy General Director (Retirement 01/4/2024)	-	75,000,000
Mr, Nguyen Canh Hiep	Head of Supervisory Board (Appointed on 24/04/2025)	60,000,000	-
Mr, Nguyen Hong Hai	Head of Supervisory Board (Dismissed on 28/03/2024)	-	15,000,000
Mrs, Nguyen Thi Dung	Member of the Supervisory Board (Appointed on 24/04/2025)	78,000,000	57,000,000
Mrs, Phi Huyen Ngan	Member of the Supervisory Board (Appointed on 28/03/2024)	72,000,000	36,000,000
Mrs, Nguyen Tran Phuong Huyen	Member of the Supervisory Board (Dismissed on 24/04/2025)	18,000,000	36,000,000

Apart from the above related party transactions, there were no other transactions with related parties during the period and no outstanding balances with the Company at the end of the financial year.

VIII. Additional Information for Items Presented in the Cash Flow Statement.

IX. Other Information:

1. Contingent Liabilities, Commitments and Other Financial Information::
2. Events Occurring After the End of the Reporting Period:.....
3. Information on Related Parties (Other than the information disclosed in the above sections).

4. Presentation of Assets, Revenue, and Operating Results by Segment (by business line or geographical area) in accordance with Accounting Standard No, 28 "Segment Reporting"(1).

5. Comparative Figures:

The comparative figures are the figures on the Financial Statements for the financial year ended December 31, 2024, which were audited by UHY Auditing and Consulting Company Limited.

Bookkeeper
(Signature, Full name)

THAI THI MY LINH

Chief Accountant
(Signature, Full name)

LAM TRUC SON

Dated: December 31, 2025,

General Director
(Signature, Full name,
Seal Stamp)



NGUYEN MANH HA

CANTHO PORT JOINT STOCK COMPANY

Address: No. 02, Phú Thẳng Area, Hưng Phú Ward, Can Tho City

FINANCIAL STATEMENTS FOR Q4 2025

Fiscal Year Ended December 31, 2025

9. Annex 1: Table of Changes in Tangible Fixed Assets

Currency: VND


	Houses and other constructions	Machinery and equipment	Transport and communication	Office equipment and tools	Other fixed assets	Total
Original cost						
Beginning balance	397,419,938,115	18,228,666,555	59,715,585,561	1,554,886,000	1,481,893,286	478,400,969,517
Increase from construction in progress	5,063,399,753	8,567,946,111	7,450,300,926	194,000,000	290,500,000	21,566,146,790
Purchased during the period			2,908,888,889			2,908,888,889
Internal transfer						-
Reclassification according to asset category						-
Disposal, sale		563,767,242	5,580,116,609			6,143,883,851
Other reductions (internal transfers)						-
Ending balance	402,483,337,868	26,232,845,424	64,494,658,767	1,748,886,000	1,772,393,286	496,732,121,345
Accumulated depreciation						
Beginning balance	221,005,180,862	11,228,464,060	53,387,030,156	1,131,882,597	903,473,352	287,656,031,027
Depreciation during the period	10,953,738,267	1,186,502,086	2,477,722,382	209,150,652	205,585,683	15,032,699,070
Reclassification according to actual list	124,542,828		(124,542,828)			-
Other increases (internal transfer)						-
Transferred to investment property						-
Disposal, sale		460,621,274	5,405,012,407			5,865,633,681
Other reductions (internal transfer)						-
Ending balance	232,083,461,957	11,954,344,872	50,335,197,303	1,341,033,249	1,109,059,035	296,823,096,416
Carrying value						
Beginning balance	176,414,757,253	7,000,202,495	6,328,555,405	423,003,403	578,419,934	190,744,938,490
Ending balance	170,399,875,911	14,278,500,552	14,159,461,464	407,852,751	663,334,251	199,909,024,929
<i>Of which:</i>						
Not in use temporarily						
Awaiting disposal						



Thai Thi My Linh
Bookkeeper



Lam Truc Son
Chief Accountant



Can Tho City, December 31, 2025



Nguyen Manh Ha
General Director

CANTHO PORT JOINT STOCK COMPANY

Address: No. 02, Phú Thắng Area, Hưng Phú Ward, Can Tho City

FINANCIAL STATEMENTS FOR Q4 2025

Fiscal Year Ended December 31, 2025

10. Annex 2 - Changes in Intangible Fixed Assets

Item	Land Use Rights	License	Copyrights, Patents	Trademarks, Trade Names	Other Intangible Fixed Assets	Total
Original cost of intangible fixed assets						
Beginning balance	7,803,335,602	-	-	252,000,000	-	8,055,335,602
- Acquisitions	-	-	-	246,688,000	71,530,000	318,218,000
Ending balance	7,803,335,602	-	-	498,688,000	71,530,000	8,373,553,602
Accumulated depreciation						
Beginning balance	3,578,244,705			252,000,000	-	3,830,244,705
- Depreciation during the year	150,887,808	-	-	28,111,467	10,729,500	189,728,775
- Other increases						-
- Disposal, sale						-
- Other reductions						-
Ending balance	3,729,132,513	-	-	280,111,467	10,729,500	4,019,973,480
Carrying value of intangible fixed assets						
- At the beginning of the year	4,225,090,897	-	-	-	-	4,225,090,897
- At the end of the year	4,074,203,089	-	-	218,576,533	60,800,500	4,353,580,122



Thai Thi My Linh
Bookkeeper



Lam Truc Son
Chief Accountant



Can Tho City, December 31, 2025



Nguyen Manh Ha
General Director

CANTHO PORT JOINT STOCK COMPANY

Address: No. 02, Phú Thắng Area, Hưng Phú Ward, Can Tho City

FINANCIAL STATEMENTS FOR Q4 2025

Fiscal Year Ended December 31, 2025


17. ANNEX 3**Status of compliance with state obligations**

As at December 31, 2025

Currency: VNĐ

Indicator	Code	Amount still payable	Amount still receivable	Amount incurred in Q4		Cumulative from the beginning of the year		Amount still payable at
		Beginning of the year	Beginning of the year	Amount to be paid	Amount paid	Amount to be paid	Amount paid	the end of the quarter
I. Taxes	10	1,555,541,797	-	1,286,924,048	5,510,950,311	11,093,131,107	10,363,412,174	2,285,260,730
1. VAT on domestic sales	11	912,511,280		1,198,645,566	1,199,710,805	2,669,808,851	3,029,459,381	552,860,750
2. VAT on imports	12	-				-	-	-
3. Special consumption tax	13	-				-	-	-
4. Export and import tax	14	-				-	-	-
5. Corporate income tax	15	636,577,670		1,472,136,861	1,044,193,528	2,678,398,488	1,582,591,919	1,732,384,239
6. Tax on capital	16	-				-	-	-
7. Natural resource tax	17	-				-	-	-
8. Property tax, land lease	18	-		(1,394,490,666)	3,256,413,691	5,572,022,652	5,572,022,652	-
9. Personal income tax and others	20	6,452,847	-	10,632,287	10,632,287	172,901,116	179,338,222	15,741
- Individual income tax	21	6,452,847		10,311,722	10,311,722	65,766,425	72,203,531	15,741
- Business license tax	22	-				6,000,000	6,000,000	-
- Other taxes	23					-	-	-
- Non-agricultural tax	24			320,565	320,565	101,101,427	101,101,427	-
-Tax penalties for late payment	25					33,264	33,264	-
II. Other payable amounts	30	-		-	-	-	-	-
1. Receivables	31	-				-	-	-
2. Fees and charges	32	-				-	-	-
3. Other amounts	33	-				-	-	-
Total	40	1,555,541,797	-	1,286,924,048	5,510,950,311	11,093,131,107	10,363,412,174	2,285,260,730


Thai Thi My Linh
Bookkeeper


Lam Truc Son
Chief Accountant


Can Tho City, December 31, 2025



Nguyen Manh Ha
General Director

CANTHO PORT JOINT STOCK COMPANY

Address: No. 02, Phú Thắng Area, Hưng Phú Ward, Can Tho City

FINANCIAL STATEMENTS FOR Q4 2025

Fiscal Year Ended December 31, 2025

25A. Annex 04 - Reconciliation Table of Changes in Equity

Currency: VND


	Capital contributed by owners	Development investment fund	Retained earnings after tax	Total
Beginning balance of the previous year	275,281,179,597	646,231,180	(11,960,927,893)	263,966,482,884
Profit in the previous year			3,648,786,668	3,648,786,668
Reduction due to state settlement phase	-	-		
Allocation to funds	-			-
Ending balance at the end of the previous period	<u>275,281,179,597</u>	<u>646,231,180</u>	<u>(8,312,141,225)</u>	<u>267,615,269,552</u>
Beginning balance this year	275,281,179,597	646,231,180	(8,312,141,225)	267,615,269,552
Adjustment to last year's profit				-
Profit in this period	-	-	5,303,990,459	5,303,990,459
Ending balance this period	<u>275,281,179,597</u>	<u>646,231,180</u>	<u>(3,008,150,766)</u>	<u>272,919,260,011</u>



Thai Thi My Linh
Bookkeeper



Lam Truc Son
Chief Accountant



Can Tho City, December 31, 2025



Nguyen Manh Ha
General Director

CANTHO PORT JOINT STOCK COMPANY

Address: No. 02, Phú Thắng Area, Hưng Phú Ward, Can Tho City

FINANCIAL STATEMENTS FOR Q4 2025

Fiscal Year Ended December 31, 2025

VI.6. Appendix 5**PROVISION TABLE FOR CUSTOMERS WITH BAD DEBTS UNTIL DECEMBER 31, 2025**

Object	Debtor Name	Total Debt	Overdue Debt from 6 Months to Less than 1 Year	Overdue Debt from 1 Year to Less than 2 Years	Overdue Debt from 2 Years to Less than 3 Years	Overdue Debt from 3 Years and Above	Provision for Doubtful Debts
1311	THAI NGUYEN TRADE & METAL LIMITED COMPANY	2,310,000		2,310,000			2,310,000
1311	SONG HAU TRADE SERVICE COMPANY LIMITED	4,290,000				4,290,000	4,290,000
1311	PHONG HA LOGISTICS.CO.LTD	9,000,000				9,000,000	9,000,000
1311	AN GIANG MARITIME TRANSPORT COMPANY	9,980,940				9,980,940	9,980,940
1311	THUAN THANH INDIVIDUAL ENTERPRISE	10,000,000				10,000,000	10,000,000
1311	MINH PHAT INDIVIDUAL ENTERPRISE	10,000,005				10,000,005	10,000,005
1311	MECHANICAL CONSTRUCTION COMPANY 6	15,000,000				15,000,000	15,000,000
1311	RETAIL FUEL SALES	15,000,190				15,000,190	15,000,190
1311	HUNG THANH AGRICULTURAL TRANSPORT COMPANY LIMITED	15,576,000	15,576,000				15,576,000
1311	DAT NHU CONSTRUCTION AND TRADE JOINT STOCK COMPANY	17,577,992				17,577,992	17,577,992
1311	TAN KIM PHU COMPANY LIMITED	18,000,000				18,000,000	18,000,000
1311	NEAK DY LEN	18,456,568				18,456,568	18,456,568
1311	LONG THANH INDUSTRIAL MECHANICAL JOINT STOCK COMPANY	20,000,000				20,000,000	20,000,000
1311	NGOC THIEN TRADE COMPANY LIMITED	21,453,000				21,453,000	21,453,000
1311	AN DO INTERNATIONAL INDUSTRY JOINT STOCK COMPANY	22,147,441				22,147,441	22,147,441
1311	THIEN AN MECHANICAL AND CONSTRUCTION ONE MEMBER COMPANY LIMITED	23,000,000				23,000,000	23,000,000
1311	VIET MY MARITIME TRANSPORT AND SERVICE COMPANY LIMITED	24,640,000				24,640,000	24,640,000
1311	SOC TRANG CORPORATE ENTERPRISE	26,118,120				26,118,120	26,118,120
1311	S.F CONSTRUCTION IMPORT - EXPORT CO.LTD	28,409,882				28,409,882	28,409,882
1311	VIET ANH COMPANY LIMITED	29,000,000				29,000,000	29,000,000
1311	A MY TRANSPORTATION COMPANY LIMITED	29,999,999				29,999,999	29,999,999
1311	HIEP PHONG DEVELOPMENT JOINT STOCK COMPANY	30,439,200				30,439,200	30,439,200
1311	THAI NGUYEN 2 SEAFOOD FARMING, PROCESSING, EXPORT, AND CONSTRUCTION	35,000,000				35,000,000	35,000,000
1311	VNP TRADE & SERVICE COMPANY LIMITED	39,312,000			39,312,000		39,312,000
1311	PHUONG MAI TRANSPORTATION SERVICE COMPANY LIMITED	46,246,523				46,246,523	46,246,523
1311	MEKONG CHAU THO CONSTRUCTION AND TRADE JOINT STOCK COMPANY	49,500,000				49,500,000	49,500,000
1311	SONG CAU MARITIME SERVICE TRADE COMPANY LIMITED"	65,025,091				65,025,091	65,025,091
1311	THIEN QUY JOINT STOCK COMPANY	84,776,001				84,776,001	84,776,001
1311	VIET DUNG TRANSPORT AND TRADING COMPANY LIMITED	89,477,784		89,477,784			89,477,784
1311	MINH PHUC TRADING AND LOGISTICS COMPANY LIMITED	99,558,490				99,558,490	99,558,490
1311	THIEN NHIEU TRADE SERVICE COMPANY LIMITED	100,000,000				100,000,000	100,000,000
1311	NGUYEN MINH SANG ONE MEMBER LIMITED LIABILITY COMPANY	118,000,000				118,000,000	118,000,000
1311	XUAN VY CUONG COMPANY LIMITED	131,410,941				131,410,941	131,410,941
1311	MINH THANH TRADE SERVICE COMPANY LIMITED	138,405,350				138,405,350	138,405,350
1311	THANH PHONG CONSTRUCTION AND TRADE COMPANY LIMITED	163,391,000				163,391,000	163,391,000

Object	Debtor Name	Total Debt	Overdue Debt from 6 Months to Less than 1 Year	Overdue Debt from 1 Year to Less than 2 Years	Overdue Debt from 2 Years to Less than 3 Years	Overdue Debt from 3 Years and Above	Provision for Doubtful Debts
1311	HIEP VINH ONE MEMBER COMPANY LIMITED	171,192,388				171,192,388	171,192,388
1311	CAN THO PAPER RAW MATERIAL COMPANY LIMITED	195,962,732				195,962,732	195,962,732
1311	TRANG TOAN PHAT CONSTRUCTION AND TRADE COMPANY LIMITED	214,986,123				214,986,123	214,986,123
1311	NHAT QUANG GENERAL TRADE SERVICE COMPANY LIMITED	230,162,062				230,162,062	230,162,062
1311	CONG MINH TECHNICAL & CONSTRUCTION JOINT STOCK COMPANY	254,000,000				254,000,000	254,000,000
1311	HUNG PHU EXPORT WOOD PRODUCTION JOINT STOCK COMPANY	255,071,282				255,071,282	255,071,282
1311	HUNG PHU THINH TRANSPORT & LOGISTICS COMPANY LIMITED	263,157,080				263,157,080	263,157,080
1311	QUE CHAU COMPANY LIMITED	293,400,000		293,400,000			293,400,000
1311	HA THANH TRANSPORT SERVICES COMPANY LIMITED	314,206,340				314,206,340	314,206,340
1311	HOANG VIET TRADING AND SERVICE INDIVIDUAL ENTERPRISE	371,917,505				371,917,505	371,917,505
1311	BINH MINH LOGISTICS TRADING COMPANY LIMITED	390,650,038				390,650,038	390,650,038
1311	THUY SON-HG INVESTMENT JOINT STOCK COMPANY	400,000,000				400,000,000	400,000,000
1311	GS INTERNATIONAL SERVICE AND INVESTMENT JOINT STOCK COMPANY	583,200,000		583,200,000			583,200,000
1311	KHANG PHUC TRADE AND IMPORT-EXPORT INVESTMENT COMPANY LIMITED	623,377,754				623,377,754	623,377,754
1311	Q & D ONE MEMBER LIMITED LIABILITY COMPANY	631,331,990				631,331,990	631,331,990
1311	PHUC CUONG HOUSING DEVELOPMENT INVESTMENT JOINT STOCK COMPANY	645,000,000				645,000,000	645,000,000
1311	BẮC NAM ENVIRONMENTAL TECHNOLOGY COMPANY LIMITED	744,057,590				744,057,590	744,057,590
1311	TRUONG SON IMPORT-EXPORT AND INVESTMENT JOINT STOCK COMPANY	1,271,551,525				1,271,551,525	1,271,551,525
3312	MARITIME CONSTRUCTION CONSULTING JOINT STOCK COMPANY	70,000,000				70,000,000	70,000,000
3312	A&C AUDIT AND CONSULTING COMPANY LIMITED CAN THO BRANCH	41,800,000				41,800,000	41,800,000
3312	NHAT VIET JOINT STOCK COMPANY	26,300,000			26,300,000		26,300,000
3312	SOUTHERN CONSTRUCTION CONSULTING ONE MEMBER LIMITED LIABILITY COMPANY	278,000,000				278,000,000	278,000,000
3312	TBC SERVICES TRADE LIMITED LIABILITY COMPANY	55,200,000		55,200,000			27,600,000
3312	THE LAND REGISTRY OFFICE	1,166,600		1,166,600			816,620
3312	QUAN DO CONSTRUCTION COMPANY LIMITED	625,500,000				625,500,000	625,500,000
3312	DONG DO TRADE COMPANY LIMITED	48,900,000				48,900,000	48,900,000
138813	INTERNET INSTALLATION DEPOSIT	1,000,000				1,000,000	1,000,000
138813	RECEIVABLES FOR THE FIRST SALARY PAYMENT OF EMPLOYEES	2,000,000				2,000,000	2,000,000
138813	RECEIVABLES FOR HEALTH INSURANCE (EMPLOYEES)	3,415,207				3,415,207	3,415,207
138813	DEFERRED HEALTH INSURANCE PAYMENTS DUE TO SALARY CHANGES FROM JANUARY TO APRIL	3,927,061				3,927,061	3,927,061
138813	RECEIVABLES FOR VAT BACK PAYMENT AND LATE TAX FILING FOR SOC TRANG PORT	5,261,513		5,261,513			5,261,513
138813	VO QUANG VINH	6,000,000				6,000,000	6,000,000
138813	NGUYEN VAN BA	4,175,177		4,175,177			4,175,177
138813	TEMPORARILY HOLDING EXPENSES FOR 7 EMPLOYEES ON LEAVE	7,680,560				7,680,560	7,680,560
138813	NGUYEN TRUNG HIEU	9,555,000				9,555,000	9,555,000
138813	NGUYỄN THANH TUAN	23,119,885		23,119,885			23,119,885
138813	RECEIVABLES FOR SOCIAL INSURANCE (EMPLOYEES)	24,046,925				24,046,925	24,046,925
138813	DUONG CHAU HONG NHU BINH	29,558,105				29,558,105	29,558,105
138813	RECEIVABLES FOR TEMPORARY ADVANCES FOR EMPLOYEES ON LEAVE (QUAN - LAC - KHANH)	38,602,380				38,602,380	38,602,380
138813	PHAN NGUYEN NHA TRUC	42,485,000				42,485,000	42,485,000

Object	Debtor Name	Total Debt	Overdue Debt from 6 Months to Less than 1 Year	Overdue Debt from 1 Year to Less than 2 Years	Overdue Debt from 2 Years to Less than 3 Years	Overdue Debt from 3 Years and Above	Provision for Doubtful Debts
138813	TRINH THANH TUNG	55,000,000				55,000,000	55,000,000
138813	LE THANH TUNG	77,166,000			77,166,000		77,166,000
138813	DANG TRUONG SON (TEMPORARY ADVANCES FOR REPAIRS)	86,668,825				86,668,825	86,668,825
138813	EXPENSES FOR COAL COLLECTION AT DUYN HAI THERMAL POWER PLANT, TRA VINH	156,614,460				156,614,460	156,614,460
138813	EXPENSES FOR COAL UNLOADING AT PORT NO. 1 (BID PACKAGE 56)	390,027,315				390,027,315	390,027,315
138813	TRUONG THIEN DUC	122,718,000				122,718,000	122,718,000
138813	CAN THO PORT COMPANY LIMITED - THANH TUAN	154,250,000				154,250,000	154,250,000
138813	NGUYEN THI NGOC BICH	246,889,800			246,889,800		246,889,800
138813	THANH PHUONG COMPANY LIMITED	300,000,000				300,000,000	300,000,000
138813	NGO THI KIM PHI	486,219,212				486,219,212	486,219,212
141	TRAN THI HONG THOM	163,717,565				163,717,565	163,717,565
141	HUYNH MINH DOAN	464,490,201	20,000,000			444,490,201	444,490,201
13882	NGUYEN ANH TUAN	57,000,000			57,000,000		57,000,000
3312	DUY THUC FIRE PROTECTION TRADING & SERVICE COMPANY LIMITED	203,790,000			203,790,000		142,653,000
3312	HOANG THANG PRODUCTION - PROCESSING - TRADING CO.,LTD	104,500,000				104,500,000	104,500,000
138813	COAL LOADING AND UNLOADING SERVICE FEES (Contract No. 220930.13/2022/HĐCCDV/DKVN-CCT dated September 30, 2022)	367,674,227				367,674,227	367,674,227
138813	COAL LOADING AND UNLOADING SERVICE FEES (Contract No: 98/HĐ-NĐDH-CCT.23 date October 31,2023)	312,550,955			312,550,955		312,550,955
141	TRAN QUOC TRIEU	32,000,000				32,000,000	32,000,000
141	HOANG XUAN NAM	65,000,000		30,000,000	35,000,000		62,000,000
141	LAM TRUC SON	133,500,000				133,500,000	133,500,000
141	HOANG VAN SON	120,000,000				120,000,000	120,000,000
Total		14,861,196,899	35,576,000	1,087,310,959	998,008,755	12,740,301,185	14,749,109,919



Thai Thi My Linh
Bookkeeper



Lam Truc Son
Chief Accountant



Can Tho City, December 31, 2025

Nguyễn Mạnh Hà
General Director