

VIET NAM APATITE – PHOSPHORUS JOINT STOCK COMPANY

**4TH QUARTER FINANCIAL STATEMENTS
FOR THE FINANCIAL YEAR ENDED ON DECEMBER 31, 2025**

VIET NAM APATITE – PHOSPHORUS JOINT STOCK COMPANY

4TH QUARTER FINANCIAL STATEMENTS FOR THE FINANCIAL YEAR ENDED ON DECEMBER 31, 2025

TABLE OF CONTENTS	PAGE
Corporate information	1
Statement by Board of Management	2
4th quarter balance sheet (Form B 01a – DN)	3
4th quarter income statement (Form B 02a – DN)	5
4th quarter cash flow statement (Form B 03a – DN)	6
Notes to the 4th quarter financial statements (Form B 09a – DN)	7

VIET NAM APATITE – PHOSPHORUS JOINT STOCK COMPANY

CORPORATE INFORMATION

Enterprise Registration Certificate

No. 5300656602 dated 13 January 2014

The Enterprise Registration Certificate was initially issued by the Department for Planning and Investment of Lao Cai Province on 13 January 2014. The latest amendment (8th) to the Enterprise Registration Certificate was issued on 07 August 2025.

Investment Registration Certificate

No. 2486541018 dated 21 June 2017

The Investment Registration Certificate was initially issued by the People's Committee of Lao Cai Province on 23 October 2014. The latest amendment (5th) to the Investment Registration Certificate was issued on 10 September 2021.

Board of Directors

Mr. Dao Huu Huyen	Chairman
Mr. Dao Huu Duy Anh	Member
Mr. Pham Van Hung	Member
Mr. Dang Tien Duc	Member
Mr. Vuong Duyen Hai	Member
	(From 27 March 2025)

Board of Supervision

Ms. Pham Thi Bich	Chief Supervisor
Mr. Tran Van Cuong	Member
Mr. Pho Duc Tung	Member

Board of Management

Mr. Dang Tien Duc	Director
Mr. Nguyen Hung Cuong	Deputy Director
Mr. Nguyen Van Tuan	Deputy Director
	(From 21 January 2025)

Legal Representative

Mr. Dang Tien Duc	Director
-------------------	----------

Registered Office

Lot KTB – 01, B28 Tang Loong Industrial Zone, Tang Loong Commune, Lao Cai Province, Vietnam

VIET NAM APATITE – PHOSPHORUS JOINT STOCK COMPANY

STATEMENT OF THE BOARD OF MANAGEMENT

Statement of Responsibility of the Board of Management of the Company in respect of the 4th quarter financial statements

The Board of Management of Vietnam Apatite – Phosphorus Joint Stock Company ("the Company") is responsible for preparing 4th quarter financial statements of the Company which give a true and fair view of the financial position of the Company as at 31 December 2025, and the results of its operations and its cash flows for the six-month period then ended. In preparing these 4th quarter financial statements, the Board of Management is required to:

- select suitable accounting policies and then apply them consistently;
- make judgments and estimates that are reasonable and prudent; and
- prepare the 4th quarter financial statements on a going concern basis unless it is inappropriate to presume that the Company will continue in business.

The Board of Management is responsible for ensuring that proper accounting records are kept which disclose, with reasonable accuracy at any time, the financial position of the Company and enable 4th quarter financial statements to be prepared which comply with the basis of accounting set out in Note 2 to the 4th quarter financial statements. The Board of Management is also responsible for safeguarding the assets of the Company and hence for taking reasonable steps for the prevention and detection of fraud or error.

Approval of the 4th quarter financial statements

We hereby, approve the accompanying 4th quarter financial statements as set out on pages 3 to 29. The 4th quarter financial statements give a true and fair view of the financial position of the Company as at 31 December 2025 and of the results of its operations and its cash flows for the six-month period then ended in accordance with Vietnamese Accounting Standards, the Vietnamese Corporate Accounting System and applicable regulations on preparation and presentation of 4th quarter financial statements.

On behalf of the Board of Management



Dang Tien Duc
Director
Legal Representative

Lao Cai, SR Vietnam
20 January 2026

THE 4TH QUARTER BALANCE SHEET

Code	ASSETS	Note	As at	
			31.12.2025	31.12.2024
			VND	VND
100	CURRENT ASSETS		1.170.185.326.618	619.450.520.441
110	Cash and cash equivalents	3	31.937.487.053	7.285.796.455
111	Cash		31.937.487.053	7.285.796.455
112	Cash equivalents		-	-
120	Short-term investments		804.674.492.000	424.123.068.493
123	Investments held to maturity	4	804.674.492.000	424.123.068.493
130	Short-term receivables		264.291.855.104	101.859.411.092
131	Short-term trade accounts receivable	5	246.959.249.701	89.658.173.144
132	Short-term prepayments to suppliers		2.187.379.052	2.181.620.952
136	Other short-term receivables	6	15.145.226.351	10.019.616.996
140	Inventories	7	67.570.881.946	84.699.844.431
141	Inventories		67.570.881.946	84.699.844.431
150	Other current assets		1.710.610.515	1.482.399.970
151	Short-term prepaid expenses		0	995.790.133
152	Value Added Tax ("VAT") to be reclaimed		1.710.610.515	-
153	Tax and other receivables from the State		0	486.609.837
200	LONG-TERM ASSETS		270.184.045.390	313.167.267.536
210	Long-term receivables		0	2.000.000.000
216	Other long-term receivables		0	2.000.000.000
220	Fixed assets		250.389.182.632	287.149.386.223
221	Tangible fixed assets	8	250.389.182.632	287.149.386.223
222	Historical cost		573.098.691.337	565.042.407.218
223	Accumulated depreciation		-322.709.508.705	-277.893.020.995
240	Long-term assets in progress		64.036.000	2.583.610.047
242	Construction in progress		64.036.000	2.583.610.047
260	Other long-term assets		19.730.826.758	21.434.271.266
261	Long-term prepaid expenses	9	19.730.826.758	21.434.271.266
270	TOTAL ASSETS		1.440.369.372.008	932.617.787.977

The notes on pages 7 to 29 are an integral part of these interim financial statements.

THE 4TH QUARTER BALANCE SHEET
(CONTINUED)

As at

Code	Note	31.12.2025	31.12.2024
RESOURCES		VND	VND
300 LIABILITIES		850.143.356.176	363.897.086.209
310 Short-term liabilities		850.143.356.176	363.897.086.209
311 Short-term trade accounts payable	10	339.929.468.534	189.097.605.148
312 Short-term advances from customers	11	0	2.201.556.760
313 Tax and other payables to the State	12	5.642.178.232	2.468.090.642
314 Payables to employees		16.045.952.000	14.791.530.380
315 Short-term accrued expenses		256.479.053	117.464.646
319 Other short-term payables	13	250.903.192.632	603.202.803
320 Short-term borrowings and finance lease liabilities	14	174.741.705.203	84.758.485.633
322 Bonus and welfare fund	15	62.624.380.522	69.859.150.197
400 OWNERS' EQUITY		590.226.015.832	568.720.701.768
410 Capital and reserves		590.226.015.832	568.720.701.768
411 Owners' capital	16,17	250.000.000.000	250.000.000.000
411a - Ordinary shares with voting rights		250.000.000.000	250.000.000.000
418 Investment and development fund	17	242.733.123.401	228.779.348.646
421 Undistributed earnings	17	97.492.892.431	89.941.353.122
421a - Undistributed post-tax profits of previous years		-	-
421b - Post-tax profit of current period/year		97.492.892.431	89.941.353.122
440 TOTAL RESOURCES		1.440.369.372.008	932.617.787.977


Pham Thi Thu Loan
Preparer

Pham Thi Bich Phuong
Chief AccountantDang Tien Duc
Director
Legal Representative
20-Thg1-26

THE 4TH QUARTER INCOME STATEMENT

Code	Note	4TH Quarter		Accumulated from the beginning of the year to the end of this period	
		2025 VND	2024 VND	2025 VND	2024 VND
01	Revenue from sales of goods and rendering of				
02	Less deductions				
10	Net revenue from sales of goods and rendering of services	502.550.694.627	428.257.335.965	1.923.385.798.882	1.721.435.530.826
11	Cost of goods sold and services rendered	(406.962.783.525)	(323.842.650.629)	(1.480.714.382.933)	(1.358.226.176.340)
20	Gross profit from sales of goods and rendering of services	95.587.911.102	104.414.685.336	442.671.415.949	363.209.354.486
21	Financial income	12.836.545.059	12.542.674.763	47.584.045.226	49.310.500.450
22	Financial expenses	(4.972.281.931)	(2.796.691.875)	(14.567.683.253)	(18.988.125.121)
23	- Including: Interest expenses	(1.381.448.545)	(819.579.539)	(3.136.735.245)	(4.308.464.193)
25	Selling expenses	(18.958.855.385)	(24.430.130.258)	(82.151.123.384)	(98.878.900.321)
26	General and administration expenses	(4.149.950.144)	(4.299.443.032)	(17.000.807.027)	(15.494.647.867)
30	Net operating profit	80.343.368.701	85.431.094.934	376.535.847.511	279.158.181.627
31	Other income	2.967.160	-	195.324.040	-
32	Other expenses	-	-	-	-
40	Net other income	2.967.160	-	195.324.040	-
50	Accounting profit before tax	80.346.335.861	85.431.094.934	376.731.171.551	279.158.181.627
51	Corporate income tax ("CIT") - current	(5.181.082.326)	(4.424.237.794)	(29.238.279.120)	(14.216.828.505)
52	CIT - deferred				
60	Profit after tax	75.165.253.535	81.006.857.140	347.492.892.431	264.941.353.122
70	Basic earnings per share	2.826	2.534	13.066	9.995
71	Diluted earnings per share	2.826	2.534	13.066	9.995



Pham Thi Thu Loan
Preparer






Pham Thi Bich Phuong
Chief Accountant



Dang Tien Duc

Director
Legal Representative
20-Thg1-26

THE 4TH QUARTER CASH FLOW STATEMENT
(By indirect method)

Code	Note	As at	
		31.12.2025 VND	31.12.2024 VND
CASH FLOWS FROM OPERATING ACTIVITIES			
01	Accounting profit before tax	376.731.171.551	279.158.181.627
	Adjustments for:		
02	Depreciation and amortisation	44.816.487.710	47.106.427.938
04	Unrealised foreign exchange (gains)/losses	453.429.843	(322.395.218)
05	Profits from investing activities	(23.767.763.942)	(23.285.764.170)
06	Interest expense	3.136.735.245	4.308.464.193
08	Operating profit before changes in working capital	401.370.060.407	306.964.914.370
09	Decrease/(increase) in receivables	(165.101.262.803)	52.050.152.128
10	(Increase)/decrease in inventories	17.128.962.485	4.316.062.213
11	Increase/(decrease) in payables	148.054.872.317	124.683.646.621
12	Decrease/(increase) in prepaid expenses	2.699.234.641	2.410.195.361
14	Interest paid	(3.107.967.500)	(3.116.770.554)
15	CIT paid	(21.177.702.039)	(15.474.045.864)
17	Other payments on operating activities	(20.722.348.042)	(7.878.720.600)
20	Net cash inflows from operating activities	359.143.849.466	463.955.433.675
CASH FLOWS FROM INVESTING ACTIVITIES			
21	Expenditures on purchase and construction of fixed assets and long-term assets	(8.056.284.119)	(834.981.048)
23	Loans granted, purchases of debt instruments of other entities	(805.694.816.000)	(354.123.068.493)
24	Collection of loans, proceeds from sales of debt instruments of other entities	425.143.392.493	458.000.000.000
27	Dividends and interest received	28.037.250.013	35.593.849.845
30	Net cash inflows from investing activities	(360.570.457.613)	138.635.800.304
CASH FLOWS FROM FINANCING ACTIVITIES			
33	Proceeds from borrowings	410.884.522.231	541.269.721.009
34	Repayments of borrowings	(322.307.985.218)	(773.217.641.444)
36	Dividends paid, profits distributed to owners	(62.500.000.000)	(425.000.000.000)
40	Net cash outflows from financing activities	26.076.537.013	(656.947.920.435)
50	Net decrease in cash and cash equivalents	24.649.928.866	(54.356.686.456)
60	Cash and cash equivalents at beginning of period	3 7.285.796.455	61.642.004.700
61	Effect of foreign exchange differences	1.761.732	478.211
70	Cash and cash equivalents at end of period	3 31.937.487.053	7.285.796.455
		<div><div></div><div></div><div></div></div>	
Pham Thi Thu Loan Preparer		Pham Thi Bich Phuong Chief Accountant	
		Dang Tien Duc Director 20-Jan-26	

Pham Thi Thu Loan
Preparer

Pham Thi Bich Phuong
Chief Accountant

Dang Tien Duc
Director
20-Jan-26

The notes on pages 7 to 29 are an integral part of these interim financial statements.

**NOTES TO THE 4TH QUARTER FINANCIAL STATEMENTS
FOR THE FINANCIAL YEAR ENDED ON DECEMBER 31, 2025****1 GENERAL INFORMATION**

Vietnam Apatite – Phosphorus Joint Stock Company (“the Company”) is a joint stock company established in SR Vietnam pursuant to the Enterprise Registration Certificate No. 5300656602 dated 13 January 2014 issued by the Department for Planning and Investment of Lao Cai Province. The latest amendment (8th) to the Enterprise Registration Certificate was issued on 07 August 2025.

The Company’s shares are traded in the unlisted public company market (“UPCOM”) with stock ticker code PAT.

The Company’s business sector is industrial manufacturing. The Company’s principal activity is to manufacture chemical products.

The normal business cycle of the Company is 12 months.

As at 31 December 2025, the Company had 263 employees (as at 31 December 2024: 256 employees).

Disclosure of information comparability in the 4th quarter financial statements

The comparative figures presented in the 4th quarter balance sheet and the relevant notes are the figures of the audited financial statements for the year ended 31 December 2024. The comparative figures presented in the 4th quarter income statement, the 4th quarter cash flow statement and the relevant notes are the figures of the reviewed 4th quarter financial statements for the financial year ended on 31 December 2025.

2 SUMMARY OF SIGNIFICANT ACCOUNTING POLICIES**2.1 Basis of preparation of the 4th quarter financial statements**

The 4th quarter financial statements have been prepared in accordance with Vietnamese Accounting Standards, the Vietnamese Corporate Accounting System and applicable regulations on preparation and presentation of 4th quarter financial statements. The 4th quarter financial statements have been prepared under the historical cost convention.

The accompanying 4th quarter financial statements are not intended to present the financial position and results of operations and cash flows in accordance with accounting principles and practices generally accepted in countries and jurisdictions other than Vietnam. The accounting principles and practices utilised in Vietnam may differ from those generally accepted in countries and jurisdictions other than Vietnam.

The 4th quarter financial statements in the Vietnamese language are the official statutory 4th quarter financial statements of the Company. The 4th quarter financial statements in the English language have been translated from the Vietnamese version.

2.2 Fiscal year

The Company’s fiscal year is from 1 January to 31 December. The 4th quarter financial statements of the Company are prepared for the six-month period from 1 January to 31 December.

2.3 Currency

The financial statements are measured and presented in Vietnamese Dong (“VND”), which is the Company’s accounting currency.

NOTES TO THE 4TH QUARTER FINANCIAL STATEMENTS

FOR THE FINANCIAL YEAR ENDED ON DECEMBER 31, 2025

2 SUMMARY OF SIGNIFICANT ACCOUNTING POLICIES (CONTINUED)**2.4 Exchange rates**

Transactions arising in foreign currencies are translated at an exchange rate which is the rate approximating the average transfer exchange rate of the buying and selling rates of the commercial banks where the Company regularly transacts. The Company ensures that the disparity of the approximate exchange rate does not exceed +/- 1% compared with the average transfer exchange rate and does not materially impact the financial position and result of operations during the accounting period. The average transfer exchange rate is determined daily based on the average between the daily buying transfer rate and selling transfer rate of the commercial banks. Foreign exchange differences arising from these translations are recognised in the 4th quarter income statement.

Monetary assets and liabilities denominated in foreign currencies at the 4th quarter balance sheet date are respectively translated at the buying and selling exchange rates at the 4th quarter balance sheet date of the commercial bank(s) with which the Company regularly transacts. Foreign currencies deposited in bank(s) at the 4th quarter balance sheet date are translated at the buying exchange rate of the commercial bank(s) where the Company opens its foreign currency accounts. Foreign exchange differences arising from these translations are recognised in the 4th quarter income statement.

2.5 Cash and cash equivalents

Cash and cash equivalents comprise cash on hand, cash at banks, cash in transit and other short-term investments with an original maturity of three months or less.

2.6 Receivables

Receivables represent trade receivables from customers arising from sales of goods or non-trade receivables from others and are stated at cost. Provision for doubtful debts is made for each outstanding amount based on overdue days in payment according to the initial payment commitment (exclusive of the payment rescheduling between parties), or based on the estimated loss that may arise. The difference between the provision of this period and the provision of the previous period is recognised as an increase or decrease of general and administration expenses in the period. Bad debts are written off when identified as uncollectible.

Receivables are classified into long-term and short-term receivables on the 4th quarter balance sheet based on the remaining period from the 4th quarter balance sheet date to the maturity date.

2.7 Inventories

Inventories are stated at the lower of cost and net realisable value. Cost is determined by the weighted average method and includes all costs of purchase, costs of conversion and other directly-related costs incurred in bringing the inventories to their present location and condition. In the case of manufactured products, cost includes all direct expenditure and production overheads based on normal levels of operating activity. Net realisable value is the estimated selling price in the normal course of business, less the estimated costs of completion and selling expenses.

NOTES TO THE 4TH QUARTER FINANCIAL STATEMENTS

FOR THE FINANCIAL YEAR ENDED ON DECEMBER 31, 2025

2 SUMMARY OF SIGNIFICANT ACCOUNTING POLICIES (CONTINUED)**2.7 Inventories (continued)**

The Company applies the periodic system for finished goods and raw materials and the perpetual system for sub-materials, tools and spare parts.

Provision is made, where when necessary, for obsolete, slow-moving and defective inventory items. The difference between the provision of this period and the provision of the previous year is recognised as an increase or decrease of cost of goods sold in the period.

2.8 Investments held to maturity

Investments held to maturity are investments which the Company has a positive intention and ability to hold until maturity.

Investments held to maturity include term deposits with maturity over three months and other investments held to maturity. Those investments are initially accounted for at cost. Subsequently, the Company reviews all outstanding investments to determine the amount of provision to recognise at the period end.

Provision for diminution in value of investments held to maturity is made when there is evidence that the investment is uncollectible in whole or in part. Changes in the provision balance during the accounting period are recorded as an increase or decrease in financial expenses. A reversal, if any, is made only to the extent the investment is restored to its original cost.

Investments held to maturity are classified into short-term and long-term investments held to maturity on the 4th quarter balance sheet based on remaining period from the 4th quarter balance sheet date to the maturity date.

2.9 Fixed assets*Tangible fixed assets*

Fixed assets are stated at historical cost less accumulated depreciation or amortisation. Historical cost includes any expenditure that is directly attributable to the acquisition of the fixed assets bringing them to suitable conditions for their intended use. Expenditure incurred subsequently which has resulted in an increase in the future economic benefits expected to be obtained from the use of fixed assets, can be capitalised as an additional historical cost. Otherwise, such expenditure is charged to the 4th quarter income statement when incurred in the period.

Depreciation and amortisation

Fixed assets are depreciated and amortised using the straight-line basis so as to write off the depreciable amount of the fixed assets over their estimated useful lives. Depreciable amount equals to the historical cost of fixed assets recorded in the financial statements minus (-) the estimated disposal value of such assets. Depreciation and amortisation are included in the operating expenses of the period. The estimated useful lives of each asset class are as follows:

Plant and buildings	14 – 16 years
Machinery	7 – 10 years
Motor vehicles	6 – 7 years
Office equipment	10 years

NOTES TO THE 4TH QUARTER FINANCIAL STATEMENTS

FOR THE FINANCIAL YEAR ENDED ON DECEMBER 31, 2025

2 SUMMARY OF SIGNIFICANT ACCOUNTING POLICIES (CONTINUED)**2.9 Fixed assets (continued)***Disposals*

Gains or losses on disposals are determined by comparing net disposal proceeds with the carrying amount of the fixed assets and are recognised as income or expense in the 4th quarter income statement.

Construction in progress

Construction in progress represents the cost of assets in the course of construction for production, rental or administrative purposes, or for purposes not yet determined, which are recorded at cost and are comprised of such necessary costs to construct, repair and maintain, upgrade, renew or equip the projects with technologies. Depreciation of these assets, on the same basis as other fixed assets, commences when they are ready for their intended use.

2.10 Prepaid expenses

Prepaid expenses include short-term and long-term prepayments on the 4th quarter balance sheet. Short-term prepaid expenses represent prepayments for services; or tools that do not meet the recognition criteria for fixed assets for a period not exceeding 12 months or a business cycle from the date of prepayment. Long-term prepaid expenses represent prepayments for services; or tools, which do not meet the recognition criteria for fixed assets for a period exceeding 12 months or more than one business cycle from the date of prepayment. Prepaid expenses are recorded at historical cost and allocated on a systematic basis over their estimated useful lives.

Prepayments for land rental contracts which are effective after the effective date of the land law 2003 (ie. 1 July 2004) or which land use right certificates are not granted are recorded as prepaid expenses and allocated using the straight-line method over the lease term. Land clearance costs related to the leased land are allocated in proportion to the lease term.

NOTES TO THE 4TH QUARTER FINANCIAL STATEMENTS

FOR THE FINANCIAL YEAR ENDED ON DECEMBER 31, 2025

2 SUMMARY OF SIGNIFICANT ACCOUNTING POLICIES (CONTINUED)**2.11 Payables**

Classifications of payables are based on their nature as follows:

- Trade accounts payable are trade payables arising from purchase of goods and services; and
- Other payables are non-trade payables, and payables not relating to purchases of goods and services.

Payables are classified into long-term and short-term payables on the 4th quarter balance sheet based on the remaining period from the 4th quarter balance sheet date to the maturity date.

2.12 Borrowings

Borrowings include borrowings from banks, financial institutions, financial companies and other entities.

Borrowings are classified into long-term and short-term borrowings on the 4th quarter balance sheet based on the remaining period from the 4th quarter balance sheet date to the maturity date.

Borrowing costs that are directly attributable to the construction or production of any qualifying assets are capitalised during the period of time that is required to complete and prepare the asset for its intended use. In respect of general-purpose borrowings, a portion of which used for the purpose of construction or production of any qualifying assets, the Company determines the amount of borrowing costs eligible for capitalisation by applying a capitalisation rate to the weighted average expenditure on the assets. The capitalisation rate is the weighted average of the interest rates applicable to the Company's borrowings that are outstanding during the period, other than borrowings made specifically for the purpose of obtaining a qualifying asset. Other borrowing costs are recognised in the 4th quarter income statement when incurred.

2.13 Accrued expenses

Accrued expenses include liabilities for goods and services received in the period but not yet paid for, due to pending invoice or insufficient records and documents. Accrued expenses are recorded as expenses in the reporting period.

2.14 Provisions

Provisions are recognised when the Company has a present legal or constructive obligation as a result of past events, it is probable that an outflow of resources will be required to settle the obligation and the amount has been reliably estimated. Provision is not recognised for future operating losses.

NOTES TO THE 4TH QUARTER FINANCIAL STATEMENTS

FOR THE FINANCIAL YEAR ENDED ON DECEMBER 31, 2025

2 SUMMARY OF SIGNIFICANT ACCOUNTING POLICIES (CONTINUED)**2.14 Provisions (continued)**

Provisions are measured at the expenditures expected to be required to settle the obligation. If the time value of money is material, provision will be measured at the present value using a pre-tax rate that reflects current market assessments of the time value of money and the risks specific to the obligation. The increase in the provision due to passage of time is recognised as a financial expense. Changes in the provision balance during the accounting period are recorded as an increase or decrease in operating expenses.

2.15 Capital and reserves

Owners' capital is recorded according to the actual amounts contributed at the par value of the shares.

Undistributed earnings record the Company's results after CIT at the reporting date.

2.16 Appropriation of net profit

The Company's dividends are recognised as a liability in the Company's 4th quarter financial statements in the period in which the dividends are approved by the Company's General Meeting of shareholders.

Net profit after CIT could be distributed to shareholders after approval at General Meeting of shareholders, and after appropriation to other funds in accordance with the Company's charter and Vietnamese regulations.

The Company's funds are as below:

(a) Investment and development fund

The investment and development fund is appropriated from profit after CIT of the Company and approved by shareholders in the General Meeting of shareholders. This fund is used to expand the scale of business or in-depth investment of the Company.

(b) Bonus and welfare fund

The bonus and welfare fund is appropriated from the Company's profit CIT and subject to shareholders approval at the General Meeting of shareholders. This fund is presented as a liability on the 4th quarter balance sheet. The fund is used to pay bonus and benefits to the Company's employees in accordance with the Company's bonus and welfare policies.

NOTES TO THE 4TH QUARTER FINANCIAL STATEMENTS

FOR THE FINANCIAL YEAR ENDED ON DECEMBER 31, 2025

2 SUMMARY OF SIGNIFICANT ACCOUNTING POLICIES (CONTINUED)**2.17 Revenue recognition****(a) Revenue from sales of goods**

Revenue from sale of goods is recognised in the 4th quarter income statement when all five (5) following conditions are satisfied:

- The Company has transferred to the buyer the significant risks and rewards of ownership of the goods;
- The Company retains neither continuing managerial involvement to the degree usually associated with ownership nor effective control over the goods sold;
- The amount of revenue can be measured reliably;
- It is probable that the economic benefits associated with the transaction will flow to The Company; and
- The costs incurred or to be incurred in respect of the transaction can be measured reliably.

No revenue is recognised if there are significant uncertainties regarding recovery of the consideration due or the possible return of goods.

Revenue is recognised in accordance with the “substance over form” principle and allocated to each sales obligation.

(b) Interest income

Interest income is recognised on the basis of the actual time and interest rates for each period when both (2) of the following conditions are simultaneously satisfied:

- It is probable that economic benefits will be generated associated with the transaction will flow to the Company; and
- Income can be measured reliably.

2.18 Cost of goods sold

Cost of goods sold are the cost of finished goods, merchandise, materials sold during the period and recorded on the basis of matching with revenue and on a prudence basis.

2.19 Financial expenses

Financial expenses are expenses incurred in the period for financial activities including expenses of borrowings and losses from foreign exchange differences.

2.20 Selling expenses

Selling expenses represent expenses that are incurred in the process of selling products, and goods.

2.21 General and administration expenses

General and administration expenses represent expenses for administrative purposes.

NOTES TO THE 4TH QUARTER FINANCIAL STATEMENTS

FOR THE FINANCIAL YEAR ENDED ON DECEMBER 31, 2025

2 SUMMARY OF SIGNIFICANT ACCOUNTING POLICIES (CONTINUED)**2.22 Current and deferred income tax**

Income tax include all Income tax which are based on taxable profits. Income tax expense comprises current income tax expense and deferred income tax expense.

Current income tax is the amount of income tax payable or recoverable in respect of the current period taxable profits at the current period tax rates. Current and deferred income tax should be recognised as an income or an expense and included in the profit or loss of the period, except to the extent that the income tax arises from a transaction or event which is recognised, in the same or a different period, directly in equity.

Deferred income tax is provided in full, using the liability method, on temporary differences arising between the tax bases of assets and liabilities and their carrying amounts in the 4th quarter financial statements. Deferred income tax is not accounted for if it arises from initial recognition of an asset or liability in a transaction other than a business combination that at the time of occurrence affects neither the accounting nor the taxable profit or loss. Deferred income tax is determined at the tax rates that are expected to apply to the financial year when the asset is realised or the liability is settled, based on tax rates that have been enacted or substantively enacted by the 4th quarter balance sheet date.

Deferred income tax assets are recognised to the extent that it is probable that future taxable profit will be available against which the temporary differences can be utilised.

2.23 Related parties

Enterprises and individuals that directly, or indirectly through one or more intermediaries, control, or are controlled by, or are under common control with, the Company, including holding companies, subsidiaries and fellow subsidiaries are related parties of the Company. Associates and individuals owning, directly or indirectly, an interest in the voting power of the Company that gives them significant influence over the Company, key management personnel, including the Board of Directors, Board of Supervision, Board of Management of the Company and close members of the family of these individuals and companies associated with these individuals also constitute related parties.

In considering its relationships with each related party, the Company considers the substance of the relationships, not merely the legal form.

2.24 Segment reporting

A segment is a component which can be separated by the Company engaged in sales of goods ("business segment"), or sales of goods within a particular economic environment ("geographical segment"). Each segment is subject to risks and returns that are different from those of other segments. A reportable segment is the Company's business segment or the Company's geographical segment.

NOTES TO THE 4TH QUARTER FINANCIAL STATEMENTS

FOR THE FINANCIAL YEAR ENDED ON DECEMBER 31, 2025

2 SUMMARY OF SIGNIFICANT ACCOUNTING POLICIES (CONTINUED)

2.25 Critical accounting estimates

The preparation of 4th quarter financial statements in accordance with Vietnamese Accounting Standards, the Vietnamese Corporate Accounting System and applicable regulations on preparation and presentation of 4th quarter financial statements requires the Board of Management to make estimates and assumptions that affect the reported amounts of assets, liabilities and disclosures of contingent assets and liabilities at the date of the 4th quarter financial statements and the reported amounts of revenues and expenses during the accounting period.

The areas involving significant estimates and assumptions in the 4th quarter financial statements are as follows:

- Estimated useful lives of fixed assets (Note 2.9);
- Corporate income tax (Note 26); and
- Contingent liabilities (Note 31).

Such estimates and assumptions are continually evaluated. They are based on historical experiences and other factors, including expectations of future events that may have a material financial impact on the Company's 4th quarter financial statements and that are assessed by the Board of Management to be reasonable under the circumstances.

3 CASH AND CASH EQUIVALENTS

	31.12.2025 VND	31.12.2024 VND
Cash on hand	12,534,767	268,272,997
Cash in banks	31,924,952,286	7,017,523,458
	<u>31,937,487,053</u>	<u>7,285,796,455</u>

4 INVESTMENT HELD TO MATURITY

	31.12.2025		31.12.2024	
	Cost VND	Book value VND	Cost VND	Book value VND
Bank deposits	<u>804,674,492,000</u>	<u>804,674,492,000</u>	<u>424,123,068,493</u>	<u>424,123,068,493</u>

Included term deposits at domestic commercial banks with original terms more than 3 months and remaining term less than 12 months with interest rates being from 0% to 6,7% per annum (2024: 4.4% to 5.5% per annum).

As at 30 September 2025, a deposit of VND 70 billion with the original term of 12 months at Joint Stock Commercial Bank for Investment and Development of Vietnam – Ha Thanh Branch was used as a collateral for issuing Letter of Guarantee for the purpose of guarantee for electricity payment obligations.

The 4-month term deposit of USD 2,564,000 at Joint Stock Commercial Bank for Investment and Development of Vietnam – Ha Thanh Branch and the 4-month term deposit of USD 1,100,000 at at Vietnam Joint Stock Commercial Bank For Industry And Trade – Hanoi Branch are pledged as collateral to secure the credit facilities granted to the Company and its subsidiaries at these two banks.

NOTES TO THE 4TH QUARTER FINANCIAL STATEMENTS
FOR THE FINANCIAL YEAR ENDED ON DECEMBER 31, 2025

5 SHORT-TERM TRADE ACCOUNTS RECEIVABLE

	31.12.2025 VND	31.12.2024 VND
Third parties (*)	246,959,249,701	89,658,173,144
Related parties (Note 29(b))		-
	<u>246,959,249,701</u>	<u>89,658,173,144</u>

(*) Details for third party customers accounting for 10% or more of the total short-term trade accounts balance as follows:

	31.12.2025 VND	31.12.2024 VND
ICL Specialty Products Inc	102,355,076,362	12,325,114,104
Italmatch Chemicals S.P.A	21,028,492,80	41,209,632,000
K S INTERNATIONAL	122,921,019,405	28,806,113,749

As at 31 December 2025 and 31 December 2024, there was no balance of short-term trade accounts receivable that was past due or not past due but doubtful.

6 OTHER SHORT-TERM RECEIVABLES

	31.12.2025 VND	31.12.2024 VND
Interest receivable for bank deposits	14,956,493,151	9,959,005,263
Others		60,611,733
	<u>14,956,493,151</u>	<u>10,019,616,996</u>

7 INVENTORIES

	31.12.2025		31.12.2024	
	Cost VND	Provision VND	Cost VND	Provision VND
Raw materials	22,197,188,522	-	18,754,934,861	-
Tools and supplies	538,000		12,731,184	
Finished goods	45,373,155,424	-	65,932,178,386	-
	<u>67,570,881,946</u>	<u>-</u>	<u>84,699,844,431</u>	<u>-</u>

VIET NAM APATITE – PHOSPHORUS JOINT STOCK COMPANY

Form B 09a – DN

NOTES TO THE 4TH QUARTER FINANCIAL STATEMENTS
FOR THE FINANCIAL YEAR ENDED ON DECEMBER 31, 2025
8 TANGIBLE FIXED ASSETS

	Plant and buildings VND	Machinery VND	Motor vehicles VND	Office equipment VND	Total VND
Historical cost					
As at 1 January 2025	300,295,843,947	233,406,454,928	30,835,388,724	504,719,619	565,042,407,218
Purchased during the period		849,958,000	1,509,259,259		2,359,217,259
Capital construction investment completed	5,246,052,080	451,014,780			5,697,066,860
As at 30 September 2025	305,541,896,027	234,707,427,708	32,344,647,983	504,719,619	573,098,691,337
Accumulated depreciation					
As at 1 January 2025	(115,383,994,740)	(132,952,071,793)	(29,226,086,300)	(330,868,162)	(277,893,020,995)
Charge for the period	(19,324,269,893)	(24,669,261,341)	(775,787,092)	(47,169,384)	(44,816,487,710)
As at 30 September 2025	(134,708,264,634)	(157,621,333,165)	(30,001,873,386)	(378,037,521)	(322,709,508,705)
Net book value					
As at 1 January 2025	184,911,849,207	100,454,383,135	1,609,302,424	173,851,457	287,149,386,223
As at 30 September 2025	170,833,631,394	77,086,094,543	2,342,774,597	126,682,099	250,389,182,632

The historical cost of tangible fixed assets that were fully depreciated but still in use as at 31 December 2025 was VND 27,998,301,989 (as at 31 December 2024: VND 27,998,301,989).

NOTES TO THE 4TH QUARTER FINANCIAL STATEMENTS
FOR THE FINANCIAL YEAR ENDED ON DECEMBER 31, 2025
9 LONG-TERM PREPAID EXPENSES

	31.12.2025 VND	31.12.2024 VND
Land clearance costs (*)	14,378,621,178	16,006,389,613
Others	5,352,205,580	5,427,881,653
	<u>19,730,826,758</u>	<u>21,434,271,266</u>

(*) Included expenses incurred for land clearance which are allocated to the income statement on straight-line basis over 16 years in accordance with the land lease term.

10 SHORT-TERM TRADE ACCOUNTS PAYABLE

	31.12.2025		31.12.2024	
	Value VND	Able-to-pay amount VND	Value VND	Able-to-pay amount VND
Third parties (*)	26,086,504,486	26,086,504,486	26,957,438,642	26,957,438,642
Related parties (Note 29(b))	313,842,984,048	313,842,984,048	162,140,166,506	162,140,166,506
	<u>339,929,468,534</u>	<u>339,929,468,534</u>	<u>189,097,605,148</u>	<u>189,097,605,148</u>

(*) Details for suppliers accounting for 10% or more of the total balance of short-term trade accounts payable are as follows:

	31.12.2025 VND	31.12.2024 VND
SBM Energy Service JSC	13,717,361,448	11,013,336,180
PNT Transport Trading Company Limited	5,470,022,120	199,494,000
Manufacture and import-export packing company Limited	3,272,500,000	1,680,000,000
	<u></u>	<u></u>

11 SHORT-TERM ADVANCES FROM CUSTOMERS

	31.12.2025 VND	31.12.2024 VND
Third parties:		
- FOSFOQUIM S.A.	-	2,192,313,600
- Others	-	9,243,160
- ICL SPECIALTY PRODUCTS INC	-	
	<u>-</u>	<u>2,201,556,760</u>

NOTES TO THE 4TH QUARTER FINANCIAL STATEMENTS

FOR THE FINANCIAL YEAR ENDED ON DECEMBER 31, 2025

12 TAXES AND OTHER PAYABLES TO THE STATE

Movements in tax and other payables to the State during the period were as follows:

	As at 1.1.2025	Payable during the period	Payment during the period	Receivable As at 31.12.2025	Payable As at 31.12.2025
	VND	VND	VND	VND	VND
Value added tax for domestic sales	1,085,334,706	15,175,210,870	(16,260,545,576)		
Value added tax for importation	-	1,279,195,067	(1,279,195,067)		
Import, export tax	-	88,627,097,999	(88,627,097,999)		
Corporate income tax	1,382,755,936	29,238,279,120	(21,177,702,039)		9,443,333,017
Personal income tax	(486,609,837)	7,730,956,991	(11,045,501,939)	3,801,154,785	
Others	-	3,000,000	(3,000,000)	-	
	<u>1,981,480,805</u>	<u>142,053,740,047</u>	<u>(138,393,042,620)</u>	<u>3,801,154,785</u>	<u>9,443,333,017</u>

13 OTHER SHORT-TERM PAYABLES

	31.12.2025 VND	31.12.2024 VND
dividends payable	250,000,000,000	
Others	903,192,632	603,202,803
	<u>250,903,192,632</u>	<u>603,202,803</u>

VIET NAM APATITE – PHOSPHORUS JOINT STOCK COMPANY

Form B 09a – DN

NOTES TO THE 4TH QUARTER FINANCIAL STATEMENTS
FOR THE FINANCIAL YEAR ENDED ON DECEMBER 31, 2025
14 SHORT-TERM BORROWINGS

	As at 1.1.2025 VND	Addition VND	Repayment VND	Loss on foreign currency translation VND	As at 31.12.2025 VND
Asia Commercial Joint Stock Bank – Hoang Cau Branch- USD		144,030,554,741	(106,603,401,960)	1,369,457,165	38,819,611,194
Vietnam International Commercial Joint Stock Bank – Dong Da Branch – VND	-	500,000,000	(500,000,000)		
Bank for Investment and Development of Vietnam – Ha Thanh Branch (ii)		-			
• Short-term borrowing – USD	13,061,502,575	234,834,037,099	(143,530,601,448)	1,280,232,989	105,645,171,215
• Short-term borrowing – VND	71,696,983,058	12,257,604,960	(71,696,983,058)		12,257,604,960
Joint Stock Commercial Bank for Industry and Trade		18,019,317,834			18,019,317,834
	84,758,485,633	409,641,514,634	(322,307,985,218)	2,649,690,154	174,741,705,203

Detail of outstanding short-term borrowing balances as at 31 December 2025 are as follows:

No	Lenders	Credit limit and period	Year-end balance VND	Interest rate	Purpose	Collaterals
i	Asia Commercial Joint Stock Bank – Hoang Cau Branch- USD	Credit limit of VND 200 billion. The loan period doesn't exceed 6 months from the date of drawdown.	38,819,611,194	3,0%- 3,05% per annum	Working capital funding	Payment guarantee contract from the parent company
ii	Joint Stock Commercial Bank for Investment and Development of Vietnam - Ha Thanh Branch	Credit limit of VND 200 billion. The loan period doesn't exceed 6 months from the date of drawdown.	105,645,171,215 12,257,604,960	3,0% per annum 0.75% per annum	Working capital funding	• Payment guarantee from the DLC and DGC company with each guarantee having a limit of VND 200 billion;
iii	Joint Stock Commercial Bank for Industry and Trade	Credit limit of VND 200 billion. The loan period doesn't exceed 6 months from the date of drawdown	18,019,317,834	0.75% per annum	Working capital funding	• Collateral secured by a fixed-term deposit contract USD.
Total			174,741,705,203			

NOTES TO THE 4TH QUARTER FINANCIAL STATEMENTS
FOR THE FINANCIAL YEAR ENDED ON DECEMBER 31, 2025
15 BONUS AND WELFARE FUND

	From 1.1.2025 to 31.12.2025 VND	From 1.1.2024 to 31.12.2024 VND
Beginning of period/year	69.859.150.197	61,510,769,320
Increase in period/year (Note 17)	13.487.578.367	16,227,101,477
Utilisation in period/year	(20,722,348,042)	(7,878,720,600)
End of period/year	<u>62,624,380,522</u>	<u>69,859,150,197</u>

16 OWNERS' CAPITAL**(a) Number of shares**

	31.12.2025 Ordinary shares	31.12.2024 Ordinary shares
Number of shares registered	<u>25,000,000</u>	<u>25,000,000</u>
Number of shares issued	<u>25,000,000</u>	<u>25,000,000</u>
Number of existing shares in circulation	<u>25,000,000</u>	<u>25,000,000</u>

(b) Details of owners' shareholding

	31.12.2025		31.12.2024	
	Ordinary shares	%	Ordinary shares	%
Duc Giang Lao Cai Chemicals Limited Company	12,750,422	51.00	12,750,422	51.00
Mr. Dao Huu Duy Anh	2,258,333	9.03	2,258,333	9.03
Mr. Dao Huu Huyen	1,921,666	7.69	1,921,666	7.69
Others	8,069,579	32.28	8,069,579	32.28
Number of shares issued	<u>25,000,000</u>	<u>100</u>	<u>25,000,000</u>	<u>100</u>

(c) Movement of share capital

	Number of shares	Total VND
As at 1 January 2024	<u>25,000,000</u>	<u>250,000,000,000</u>
As at 31 December 2024	<u>25,000,000</u>	<u>250,000,000,000</u>
As at 31 December 2025	<u>25,000,000</u>	<u>250,000,000,000</u>

Par value per share: VND 10,000.

VIET NAM APATITE – PHOSPHORUS JOINT STOCK COMPANY

Form B 09a – DN

NOTES TO THE 4TH QUARTER FINANCIAL STATEMENTS
FOR THE FINANCIAL YEAR ENDED ON DECEMBER 31, 2025
17 MOVEMENTS IN OWNERS' EQUITY

	Owners' capital VND	Investment and development fund VND	Undistributed earnings VND	Total VND
As at 1 January 2024	250,000,000,000	209,414,785,539	60,591,664,584	520,006,450,123
Net profit for the year	-	-	264,941,353,122	264,941,353,122
Appropriation to investment and development fund	-	19,364,563,107	(19,364,563,107)	-
Appropriation to bonus and welfare fund	-	-	(16,227,101,477)	(16,227,101,477)
Cash dividend payment	-	-	(200,000,000,000)	(200,000,000,000)
As at 31 December 2024	250,000,000,000	228,779,348,646	89,941,353,122	568,720,701,768
Net profit for the period	-	-	347,492,892,431	347,492,892,431
Appropriation to investment and development fund (*)	-	13,953,774,755	(13,953,774,755)	-
Appropriation to bonus and welfare fund (Note 15) (*)	-	-	(13,487,578,367)	(13,487,578,367)
Cash dividend payment (*)	-	-	(312,500,000,000)	(312,500,000,000)
As at 31 December 2025	250,000,000,000	242,733,123,401	97,492,892,431	590,226,015,832

(*) The appropriation to investment and development fund, to bonus and welfare fund and dividend distribution for the year 2024 were made in accordance with the resolution of the Annual General Meeting of Shareholders No. 01/2025/NQ-DHDCD dated 27 March 2025. And Board of Directors Resolution No. 08/2025/NQ-HĐQT, dated December 9, 2025, approves the plan to finalize the list of shareholders for the interim dividend payment in cash for 2025 to existing shareholders.

NOTES TO THE 4TH QUARTER FINANCIAL STATEMENTS

FOR THE FINANCIAL YEAR ENDED ON DECEMBER 31, 2025

18 EARNINGS PER SHARE**(a) Basic earnings per share**

Basic earnings per share is calculated by dividing the net profit attributable to shareholders after deducting the bonus and welfare fund by the weighted average number of ordinary shares outstanding during the period excluding ordinary shares repurchased by the Company and held as treasury shares. The details were as follows:

	From 1.1.2025 to 31.12.2025	From 1.1.2024 to 31.12.2024
Net profit attributable to shareholders (VND)	347.492.892.431	264.941.353.122
Less amount allocated to bonus and welfare fund (VND) (*)	(20.849.573.546)	(15.055.592.518)
Profit for calculation basic profit per share	255.987.980.562	249.885.760.604
Weighted average number of ordinary shares in issue (shares)	25.000.000	25.000.000
Basic earnings per share (VND)	13,066	9,995

(*) The bonus and welfare fund of the year 2025 is temporarily calculated at the same rate of the previous year.

(b) Diluted earnings per share

The diluted earnings per share of the Company is equal to the basic earnings per share as the Company did not have any potential ordinary shares to be dilutive during the year and up to the date of this 4th quarter financial statements.

19 OFF BALANCE SHEET ITEMS**Foreign currencies**

As at 31 December 2025, included in cash and cash equivalents were balances held in currencies other than VND of USD 1,054,098.56 and EUR 61.35 (as at 31 December 2024: USD 10,568.15 and Eur 72.26).

20 NET REVENUE FROM SALES OF GOODS

	From 1.1.2025 to 31.12.2025 VND	From 1.1.2024 to 31.12.2024 VND
Net revenue from sales of merchandise	71,191,647,543	88,376,570,919
Net revenue from sales of finished goods	1,852,194,151,339	1,633,058,959,907
	1,923,385,798,882	1,721,435,530,826

NOTES TO THE 4TH QUARTER FINANCIAL STATEMENTS

FOR THE FINANCIAL YEAR ENDED ON DECEMBER 31, 2025

21 COST OF GOODS SOLD

	From 1.1.2025 to 31.12.2025 VND	From 1.1.2024 to 31.12.2024 VND
Cost of merchandise sold	62,606,502,260	87,635,185,113
Cost of finished goods sold	1,418,107,880,672	1,270,590,991,227
	<u>1,480,714,382,933</u>	<u>1,358,226,176,340</u>

22 FINANCIAL INCOME

	From 1.1.2025 to 31.12.2025 VND	From 1.1.2024 to 31.12.2024 VND
Interest income from deposits	23,781,762,553	23,296,929,085
Realised foreign exchange gains	23,802,282,673	25,691,176,147
Net gain from foreign currency translation at period-end		322,395,218
	<u>47,584,045,226</u>	<u>49,310,500,450</u>

23 FINANCIAL EXPENSES

	From 1.1.2025 to 31.12.2025 VND	From 1.1.2024 to 31.12.2024 VND
Interest expenses	3,136,735,245	4,308,464,193
Realised foreign exchange losses	9,492,831,218	14,679,660,928
Net loss from foreign currency translation at period-end	1,938,116,790	-
	<u>14,567,683,253</u>	<u>18,988,125,121</u>

24 SELLING EXPENSES

	From 1.1.2025 to 31.12.2025 VND	From 1.1.2024 to 31.12.2024 VND
Transportation	65,386,590,218	67,712,599,838
Commission	6,437,935,680	23,991,015,208
Others	10,326,597,486	7,175,285,275
	<u>82,151,123,384</u>	<u>98,878,900,321</u>

NOTES TO THE 4TH QUARTER FINANCIAL STATEMENTS

FOR THE FINANCIAL YEAR ENDED ON DECEMBER 31, 2025

25 GENERAL AND ADMINISTRATION EXPENSES

	From 1.1.2025 to 31.12.2025 VND	From 1.1.2024 to 31.12.2024 VND
Staff costs	10,147,995,925	10,359,716,543
Depreciation and amortisation	2,365,633,908	2,365,633,908
Others	4,487,194,074	2,769,297,416
	<u>17,000,823,907</u>	<u>15,494,647,867</u>

26 CORPORATE INCOME TAX (“CIT”)

The CIT tax on the Company’s accounting profit before tax differs from theoretical amount that would arise using the applicable tax rate of 20% as follows:

	From 1.1.2025 to 31.12.2025 VND	From 1.1.2024 to 31.12.2024 VND
Accounting profit before tax	376,731,171,551	279,158,181,627
Tax calculated at a rate of 20%	75,346,234,310	55,831,636,325
Effect of:		
Expenses not deductible for tax purposes	606,548,613	246,516,445
Tax deduction/exemption (*)	(53,509,449,906)	(41,861,324,265)
CIT charge (**)	<u>29,238,279,120</u>	<u>14,216,828,505</u>
Charged to the 4th quarter income statement:		
CIT – current	29,238,279,120	14,216,828,505
CIT – deferred		-
CIT charge (**)	<u>29,238,279,120</u>	<u>14,216,828,505</u>

(*) The Company’s yellow phosphorus project is entitle to preferential tax rate of 10% for 15 years from the operation of yellow phosphorus project (from 2018 to 2032), and tax exemption for 4 years from the first year of having income (from 2018 to 2021) and 50% tax deduction for the next 9 consecutive years (from 2022 to 2030).

(**) The CIT charge for the period is based on estimated taxable income and is subject to review and possible adjustments by the tax authorities.

NOTES TO THE 4TH QUARTER FINANCIAL STATEMENTS

FOR THE FINANCIAL YEAR ENDED ON DECEMBER 31, 2025

27 COSTS OF OPERATION BY FACTOR

Costs of operation by factor represent all costs incurred during the period from the Company's operating activities, excluding cost of merchandise for trading activities. The details are as follows:

	From 1.1.2025 to 31.12.2025 VND	From 1.1.2024 to 31.12.2024 VND
Raw materials	849,524,148,563	757,174,670,195
Staff costs	88,944,798,494	78,001,069,231
Depreciation and amortisation	44,816,487,710	47,106,427,938
External services	497,178,854,402	491,656,831,873
Others	16,236,515,832	7,442,344,567
	<u>1,496,700,805,001</u>	<u>1,381,381,343,804</u>

28 RELATED PARTY DISCLOSURES

The Company is controlled by Duc Giang Lao Cai Chemicals Limited Company, which owns 51% of the Company's charter capital. The ultimate parent of the Company is Duc Giang Chemicals Group Joint Stock Company, a company incorporated in Vietnam.

Details of the key related parties and relationship are given as below:

Related parties	Relationship
Duc Giang Chemicals Group Joint Stock Company	Ultimate parent company
Duc Giang Lao Cai Chemicals Limited Company	Parent company
Duc Giang – Dinh Vu Chemicals Limited Company	Group subsidiary
Duc Giang Nghi Son Chemicals Limited Company	Group subsidiary
Duc Giang Chemical Sports Limited Company	Group subsidiary
Duc Giang Real Estate Limited Company	Group subsidiary
Duc Giang – Dak Nong Chemicals Limited Company	Group subsidiary
Tia Sang Battery Joint Stock Company	Group subsidiary
Van Minh Company Limited	Under common control of the Chairman
Member of the Board of Directors, Board of Supervision, Board of Management, Chief Accountant and related individuals	Key management

NOTES TO THE 4TH QUARTER FINANCIAL STATEMENTS

FOR THE FINANCIAL YEAR ENDED ON DECEMBER 31, 2025

29 RELATED PARTY DISCLOSURES (CONTINUED)

(a) Related party transactions

The primary transactions with related parties incurred in the the period are:

	From 1.1.2025 to 31.12.2025 VND	From 1.1.2024 to 31.12.2024 VND
i) Duc Giang Chemicals Group Joint Stock Company		
Purchase of materials and services	5,991,919,593	5,312,201,638
Sales of finished goods	752,462,000	1,245,151,200
ii) Duc Giang Lao Cai Chemicals Limited Company		
Purchase of materials	735,319,376,932	533,621,926,334
Sales of materials, finished goods	163,724,373,406	313,003,697,821
Dividend declared	159,380,275,000	102,003,376,000
Dividend paid	31,876,055,000	216,757,174,000
iii) Van Minh Company Limited		
Purchase of materials	203,695,117	362,695,605
Sales of finished goods	19,220,000	-
iv) Duc Giang Dack Nong Chemicals Limited Company		
Sales of finished goods	3,274,113,500	1,288,571,490
vi) Mr. Dao Huu Huyen - Chairman of Board of Directors ("BOD")		
Dividend declared	24,020,825,000	15,373,328,000
Dividend paid	4,804,165,000	32,668,322,000
vii) Mr. Dao Huu Duy Anh - Member of BOD		
Dividend declared	28,229,162,500	18,066,664,000
Dividend paid	5,645,832,500	38,391,661,000

NOTES TO THE 4TH QUARTER FINANCIAL STATEMENTS
FOR THE FINANCIAL YEAR ENDED ON DECEMBER 31, 2025
29 RELATED PARTY DISCLOSURES (CONTINUED)

(a) Related party transactions (continued)

	From 1.1.2025 to 31.12.2025 VND	From 1.1.2024 to 31.12.2024 VND
viii) Compensation of key management		
Mr. Dao Huu Huyen – Chairman of BOD	96,000,000	96,000,000
Mr. Dao Huu Duy Anh – Member of BOD	84,000,000	84,000,000
Mr. Dang Tien Duc – Member of BOD	2,280,831,132	2,132,935,230
Mr. Pham Van Hung – Member of BOD	84,000,000	84,000,000
Mr. Vuong Quoc Hung – Member of BOD	21,000,000	84,000,000
Mr. Vuong Duyen Hai – Member of BOD	63,000,000	-
Ms. Pham Thi Bich Phuong – Chief Accountant	767,439,908	920,573,678
Ms. Pham Thi Bich – Head of Board of Supervision ("BOS")	72,000,000	72,000,000
Mr. Tran Van Cuong – Member of BOS	487,050,562	448,373,294
Mr. Pho Duc Tung – Member of BOS	48,000,000	48,000,000
	<u>4,003,321,602</u>	<u>3,969,882,202</u>

(b) Period/year-end balances with related parties

	31.12.2025 VND	31.12.2024 VND
i) Short-term trade accounts receivables (Note 5)		
Duc Giang Dack Nong Chemicals Limited Company	-	-
	<u>-</u>	<u>-</u>
ii) Short-term trade account payables (Note 10)		
Duc Giang Lao Cai Chemicals Limited Company	313,330,233,132	161,592,955,397
Duc Giang Chemicals Group Joint Stock Company	512,730,916	460,268,509
Van Minh Company Limited		86,942,600
	<u>313,842,964,048</u>	<u>162,140,166,506</u>

30 CONTINGENT LIABILITIES**Land restoration obligations**

The Company signed land rental contracts and carried out the construction of infrastructure on these lands. These contracts do not contain any clause on land restoration obligation. Therefore, the Board of Management of the Company assessed that the Company may have future obligations related to dismantling, removing the Company's assets from the lands and restoring the lands to original conditions at the end of the lease term. However, these obligations can only be ascertained when there are further events such as additional negotiation with the lessor and when the competent

NOTES TO THE 4TH QUARTER FINANCIAL STATEMENTS

FOR THE FINANCIAL YEAR ENDED ON DECEMBER 31, 2025

authority promulgates additional legal documents clarifying the lessee's obligations when the land rental contract does not contain any clause on land restoration obligation. Accordingly, the Board of Management did not recognise a provision for land restoration obligations in the Company's 4th quarter financial statements for the financial year ended on December 31, 2025.

The 4th quarter financial statements for the financial year ended on December 31, 2025 were approved by the Board of Management of the Company on January 20, 2026.



Pham Thi Thu Loan
Preparer



Pham Thi Bich Phuong
Chief Accountant



Dang Tien Duc
Director
Legal Representative