



# **CONSOLIDATE INTERIM FINANCIAL STATEMENTS**

**FOR THE FOURTH-QUARTER  
ENDED 31 DECEMBER 2025**

## **MBG GROUP JOINT STOCK COMPANY**

## TABLE OF CONTENTS

	Page
1. Contents	1
2. Consolidate interim statement of financial position as at 31 December 2025	2 - 5
3. Consolidate interim statement of income For the fourth-quarter ended 31 December 2025	6 - 7
4. Consolidate interim statement of cash flows For the fourth-quarter ended 31 December 2025	8 - 9
5. Notes to the consolidate interim financial statements For the fourth-quarter ended 31 December 2025	10- 43

\*\*\*\*\*

**MBG GROUP JOINT STOCK COMPANY**

Address: No.9, Alley 61/4 Alley, Lac Trung Street, Hanoi City, Vietnam

**CONSOLIDATE INTERIM FINANCIAL STATEMENTS**

As at 31 December 2025

**CONSOLIDATE INTERIM STATEMENT OF FINANCIAL POSITION**

As at 31 December 2025

Unit: VND

Items	Code	Note	31/12/2025 VND	01/01/2025 VND
<b>ASSETS</b>				
<b>A - Current assets</b>	<b>100</b>		<b>971,669,348,849</b>	<b>961,610,332,100</b>
<b>I. Cash and cash equivalents</b>	<b>110</b>	<b>V.1</b>	<b>37,448,033,508</b>	<b>93,794,659,536</b>
1. Cash	111		37,448,033,508	29,794,659,536
2. Cash equivalents	112		-	64,000,000,000
<b>II. Short-term financial investments</b>	<b>120</b>		<b>-</b>	<b>1,100,000,000</b>
1. Trading securities	121		-	-
2. Allowance for diminution in value of trading sec	122		-	-
3. Held - to - maturity investments	123	V.2a	-	1,100,000,000
<b>III. Accounts receivable - short-term</b>	<b>130</b>		<b>539,922,459,609</b>	<b>439,477,584,379</b>
1. Accounts receivable from customers	131	V.3	464,680,995,895	331,432,370,806
2. Prepayment to suppliers	132	V.4	80,877,647,602	114,803,188,848
3. Intra-company receivables	133		-	-
Receivables under schedule of construction				
4. contract	134		-	-
5. Short-term loan receivables	135	V.5	6,800,000,000	6,000,000,000
6. Other short-term receivables	136	V.6	844,283	91,958,824
7. Allowance for doubtful debts	137		(12,437,028,171)	(12,849,934,099)
8. Shortage of assets awaiting	139		-	-
<b>IV. Inventories</b>	<b>140</b>		<b>388,756,416,530</b>	<b>413,196,180,869</b>
1. Inventories	141	V.7	388,756,416,530	413,196,180,869
2. Allowance for inventories	149		-	-
<b>V. Other current assets</b>	<b>150</b>		<b>5,542,439,202</b>	<b>14,041,907,316</b>
1. Short-term prepaid expenses	151	V.8a	396,771,522	58,024,687
2. Deductible value added tax	152		4,540,650,939	13,336,270,841
3. Taxes receivable from State Treasury	153	V.17	605,016,741	647,611,788
4. Government bonds purchased for resale	154		-	-
5. Other current assets	155		-	-

**MBG GROUP JOINT STOCK COMPANY**

Address: No.9, Alley 61/4 Alley, Lac Trung Street, Hanoi City, Vietnam

**CONSOLIDATE INTERIM FINANCIAL STATEMENTS**

As at 31 December 2025

**CONSOLIDATE INTERIM STATEMENT OF FINANCIAL POSITION**

As at 31 December 2025

Items	Code	Note	31/12/2025	01/01/2025
			VND	VND
<b>B- LONG - TERM ASSETS</b>	<b>200</b>		<b>479,080,343,481</b>	<b>417,511,947,179</b>
<b>I. Accounts receivable - long-term</b>	<b>210</b>		-	-
1. Accounts receivable from customers	211		-	-
2. Long-term repayments to suppliers	212		-	-
3. Working capital provided to sub-units	213		-	-
4. Long-term intra-company receivables	214		-	-
5. Long-term loan receivables	215		-	-
6. Other long-term receivables	216		-	-
7. Long-term allowances for doubtful debts	219		-	-
<b>II. Fixed assets</b>	<b>220</b>		<b>24,145,158,280</b>	<b>34,506,572,164</b>
1. Tangible fixed assets	221	V.9	24,117,871,828	34,425,861,712
- Cost	222		100,382,042,073	98,151,204,573
- Accumulated depreciation	223		(76,264,170,245)	(63,725,342,861)
2. Finance lease fixed assets	224		-	-
- Costs	225		-	-
- Accumulated depreciation	226		-	-
3. Intangible fixed assets	227	V.10	27,286,452	80,710,452
- Costs	228		200,340,000	200,340,000
- Accumulated amortisation	229		(173,053,548)	(119,629,548)
<b>III. Investment property</b>	<b>230</b>		<b>45,120,403,788</b>	<b>46,761,550,716</b>
- Cost	231	V.11	49,217,297,239	49,217,297,239
- Accumulated depreciation	232		(4,096,893,451)	(2,455,746,523)
<b>IV. Long-term assets in progress</b>	<b>240</b>		<b>3,794,760,255</b>	<b>29,381,654,427</b>
1. Long-term work in progress	241		-	-
2. Construction in progress	242	V.12	3,794,760,255	29,381,654,427
<b>V. Long-term financial investments</b>	<b>250</b>		<b>356,931,714,941</b>	<b>252,307,818,164</b>
1. Investments in subsidiaries	251		-	-
2. Investments in joint-ventures, associates	252	V.2b	356,931,714,941	252,307,818,164
3. Equity investments in other entities	253		-	-
4. Allowances for long-term investments	254		-	-
5. Held-to-maturity investments	255		-	-
<b>VI. Other long-term assets</b>	<b>260</b>		<b>49,088,306,217</b>	<b>54,554,351,708</b>
1. Long-term prepaid expenses	261	V.8b	78,799,418	99,344,153
2. Deferred tax assets	262		-	-
3. Long-term reserved spare parts	263		-	-
4. Other long-term assets	268		-	-
5. Goodwill	269	V.13	49,009,506,799	54,455,007,555
<b>TOTAL ASSETS</b>	<b>270</b>		<b>1,450,749,692,330</b>	<b>1,379,122,279,279</b>



**MBG GROUP JOINT STOCK COMPANY**

Address: No.9, Alley 61/4 Alley, Lac Trung Street, Hanoi City, Vietnam

**CONSOLIDATE INTERIM FINANCIAL STATEMENTS**

As at 31 December 2025

**CONSOLIDATE INTERIM STATEMENT OF FINANCIAL POSITION**

As at 31 December 2025

Items	Code	Note	31/12/2025 VND	01/01/2025 VND
<b>C - LIABILITIES</b>	<b>300</b>		<b>140,434,237,888</b>	<b>89,474,601,574</b>
<b>I. Short-term liabilities</b>	<b>310</b>		<b>138,710,739,574</b>	<b>87,508,802,297</b>
1. Short-term trade payables	311	V.14	16,209,239,814	7,731,023,614
2. Short-term advances from customers	312		-	-
3. Taxes and amounts payable to the State budget	313	V.17	476,214,066	206,091,811
4. Payables to employees	314		240,502,377	-
5. Short-term accrued expenses	315	V.15	479,949,398	368,118,333
6. Short-term internal payables	316		-	-
Payables relating to construction contracts				
7. under percentage of completion method	317		-	-
8. Short-term unearned revenue	318		300,000,000	300,000,000
9. Other short-term payables	319	V.16a	499,214,453	480,222,653
10. Short-term borrowings and finance lease	320	V.18	118,091,000,000	76,008,726,420
11. Short-term provisions	321		-	-
12. Bonus and welfare fund	322	V.19	2,414,619,466	2,414,619,466
13. Price stabilization fund	323		-	-
14. Government bond sale and repurchase	324		-	-
<b>II. Long-term liabilities</b>	<b>330</b>		<b>1,723,498,314</b>	<b>1,965,799,277</b>
1. Long-term trade payables	331		-	-
2. Long-term advances from customers	332		-	-
3. Long-term accrued expenses	333		-	-
4. Internal payables regarding operating capital	334		-	-
5. Long-term internal payables	335		-	-
6. Long-term unearned revenue	336		-	-
7. Other long-term payables	337	V.16b	400,000,000	400,000,000
8. Long-term borrowings and finance lease liabilities	338		-	-
9. Convertible bonds	339		-	-
10. Preference shares	340		-	-
11. Deferred tax liabilities	341		1,323,498,314	1,565,799,277
12. Long-term provisions	342		-	-
13. Scientific and technological development fund	343		-	-

**MBG GROUP JOINT STOCK COMPANY**

Address: No.9, Alley 61/4 Alley, Lac Trung Street, Hanoi City, Vietnam

**CONSOLIDATE INTERIM FINANCIAL STATEMENTS**

As at 31 December 2025

**CONSOLIDATE INTERIM STATEMENT OF FINANCIAL POSITION**

As at 31 December 2025

Items	Code	Note	31/12/2025	01/01/2025
			VND	VND
<b>D - EQUITY</b>	<b>400</b>		<b>1,310,315,454,442</b>	<b>1,289,647,677,705</b>
<b>I. Owner's equity</b>	<b>410</b>	<b>V.20</b>	<b>1,310,315,454,442</b>	<b>1,289,647,677,705</b>
1. Owner's contributed capital	411		1,202,185,400,000	1,202,185,400,000
- Ordinary shares with voting rights	411a		1,202,185,400,000	1,202,185,400,000
- Preference shares	411b		-	-
2. Share premium	412		(238,202,140)	(238,202,140)
3. Convertible options	413		-	-
4. Other owner's capital	414		-	-
5. Treasury shares	415		-	-
6. Assets revaluation reserve	416		-	-
7. Foreign exchange reserve	417		-	-
8. Investment and development fund	418		8,423,689,821	8,423,689,821
9. Enterprise reorganisation support fund	419		-	-
10. Other equity funds	420		-	-
11. Retained earnings	421		96,890,509,962	76,658,674,732
- Retained earnings/(losses) accumulated to the prior year end	421a		76,658,674,732	49,270,077,393
- Retained earnings/(losses) of the current year	421b		20,231,835,230	27,388,597,339
12. Construction investment fund	422		-	-
13. Non-controlling interest	429		3,054,056,799	2,618,115,292
<b>II. Other resources and funds</b>	<b>430</b>		<b>-</b>	<b>-</b>
1. Subsidised funds	431		-	-
2. Funds for fixed assets acquisition	432		-	-
<b>TOTAL RESOURCES</b>	<b>440</b>		<b>1,450,749,692,330</b>	<b>1,379,122,279,279</b>



Nguyen Thi Quyen  
Preparer



Nguyen Thi Tuyet  
Chief accountant



Hanoi, 28/01/2026

Pham Huy Thanh  
Chairman of the Board of  
Director



**MBG GROUP JOINT STOCK COMPANY**

Address: No.9, Alley 61/4 Alley, Lac Trung Street, Hanoi City, Vietnam

**CONSOLIDATE INTERIM FINANCIAL STATEMENTS**

For the fourth-quarter ended 31 December 2025

**CONSOLIDATE INTERIM STATEMENT INCOME**

For the fourth-quarter ended 31 December 2025

Items	Code	No	From 01/10/2025 to 31/12/2025		From 01/10/2024 to 31/12/2024		From 01/01/2025 to 31/12/2025		From 01/01/2024 to 31/12/2024	
			VND		VND		VND		VND	
Unit: VND										
1. Gross revenue from goods sold and services rendered	01	VI.1	161,037,725,636		121,373,326,833		525,685,947,496		311,186,580,224	
2. Deductions	02		-		-		-		-	
3. Net revenue from goods sold and services rendered (10 =	10		161,037,725,636		121,373,326,833		525,685,947,496		311,186,580,224	
4. Cost of goods sold and services rendered	11	VI.2	146,358,118,163		93,303,882,145		491,610,782,228		268,512,338,034	
5. Gross profit/ (losses) from goods sold and services rendered	20		14,679,607,473		28,069,444,688		34,075,165,268		42,674,242,190	
6. Financial income	21	VI.3	85,572,249		177,218,547		1,235,908,126		1,262,978,405	
7. Financial expenses	22	VI.4	1,904,675,735		983,864,019		5,540,536,856		3,774,310,326	
In which: Interest expense	23		1,904,675,735		983,864,019		5,540,536,856		3,774,310,326	
8. Share in profits of associates	24		873,977,905		2,080,345,316		2,623,896,777		(721,314,079)	
9. Selling expenses	25	VI.5	108,933,371		-		109,786,371		112,308,025	
10. General and administration expenses	26	VI.6	4,157,444,673		8,931,323,852		12,034,353,970		9,776,128,001	
11. Net operating profit	30		9,468,103,848		20,411,820,680		20,250,292,974		29,553,160,164	
12. Other income	31	VI.7	6,976		240,041,519		593,709,625		960,484,510	
13. Other expenses	32	VI.8	3,899,915		65,032,422		17,386,042		903,398,407	
14. Other profit	40		(3,892,939)		175,009,097		576,323,583		57,086,103	
15. Accounting profit/ (losses) before tax	50		9,464,210,909		20,586,829,777		20,826,616,557		29,610,246,267	
16. Current corporate income tax expense	51		801,140,783		(838,186,983)		801,140,783		655,186,758	
17. Deferred corporate tax expense	52		(177,690,212)		1,565,799,277		(242,300,963)		1,565,799,277	
18. Net profit/ (losses) after corporate income tax	60		8,840,760,338		19,859,217,483		20,267,776,737		27,389,260,232	
19. Attributable to parent company's equity holders	61		8,820,372,862		19,859,063,251		20,231,835,230		27,388,597,339	

**MBG GROUP JOINT STOCK COMPANY**

Address: No.9, Alley 61/4 Alley, Lac Trung Street, Hanoi City, Vietnam

**CONSOLIDATE INTERIM FINANCIAL STATEMENTS**

For the fourth-quarter ended 31 December 2025

**CONSOLIDATE INTERIM STATEMENT INCOME**

For the fourth-quarter ended 31 December 2025

		Unit: VND	
Items	Cod e	From 01/10/2025 to 31/12/2025	From 01/01/2024 to 31/12/2024
20. Attributable to non-controlling interest	62	20,387,476	327,373
21. Basic earnings per share	70 VI.9	73	165
22. Diluted earnings per share	71 VI.9	73	165
		35,941,507	662,893
		168	228
		168	228



Nguyen Thi Quyen

Preparer



Nguyen Thi Tuyet

Chief accountant



Pham Huy Thanh

Chairman of the Board of Director



**MBG GROUP JOINT STOCK COMPANY**

Address: No.9, Alley 61/4 Alley, Lac Trung Street, Hanoi City, Vietnam

**CONSOLIDATE INTERIM STATEMENT STATEMENT OF CASH FLOWS**

For the fourth-quarter ended 31 December 2025

**CONSOLIDATE INTERIM STATEMENT OF CASH FLOWS**

(Direct method)

For the fourth-quarter ended 31 December 2025

ITEMS	Code	Note	From 01/01/2025 to 31/12/2025 VND	From 01/01/2024 to 31/12/2024 VND
<b>I. Cash flows from operating activities</b>				
1. Proceeds from goods sold, services rendered and other revenues	01		436,722,079,912	419,467,057,174
2. Expenditures paid to suppliers	02		(422,257,692,241)	(374,910,269,180)
3. Expenditures paid to employees	03		(3,143,939,324)	(4,508,916,457)
4. Corporate income tax paid	04		(5,493,705,791)	(3,551,531,920)
5. Other cash inflows from operating activities	05	V.17	(251,267,612)	(840,424,698)
6. Other cash outflows on operating activities	06		1,250,127,693	4,163,985,824
7. Other expenditures on operating activities	07		(2,091,586,211)	(1,920,649,167)
<i>Net cash flows from operating activities</i>	20		4,734,016,426	37,899,251,576
<b>II. CASH FLOWS FROM INVESTING ACTIVITIES</b>				
1.Acquisition and construction of fixed assets and other long-term assets	21		(2,404,347,009)	(1,153,816,613)
2. Proceeds from sale, disposal of fixed assets and other long-term assets	22		-	-
3.Cash outflow for lending, buying debt instruments of other entities	23		(6,800,000,000)	(22,500,000,000)
4. Cash recovered from lending, selling debt instruments of other entities	24		7,100,000,000	22,460,000,000
5. Equity investments in other entities	25		(102,000,000,000)	(89,180,000,000)
6. Cash recovered from equity investment in other entities	26		-	-
7. Interest earned, dividends and profits received	27		541,522,975	1,188,231,622
<i>Net cash flows from investing activities</i>	30		(103,562,824,034)	(89,185,584,991)
<b>III. CASH FLOWS FROM FINANCING ACTIVITIES</b>				
1.Proceeds from share issue and owners' contributed capital	31		400,000,000	30,089,180,000
2. Capital withdrawals, buy-back of issued shares	32		-	-
3. Proceeds from borrowings	33	V.18	212,099,994,300	161,008,726,420
4. Repayment of borrowings	34	V.18	(170,017,720,720)	(120,000,000,000)
5.Repayment of obligations under finance leases	35		-	-
6. Dividends and profits paid	36		-	-
<i>Net cash flows from financing activities</i>	40		42,482,273,580	71,097,906,420
<b>Net increase/(decrease) in cash for the year(50=20+30+40)</b>	50		(56,346,534,028)	19,811,573,005

**MBG GROUP JOINT STOCK COMPANY**

Address: No.9, 61/4 Alley, Vinh Tuy Ward, Ha Noi, Viet Nam


**CONSOLIDATE INTERIM STATEMENT STATEMENT OF CASH FLOWS**

For the fourth-quarter ended 31 December 2025

Cash and cash equivalents at the beginning of the year	60	93,794,567,536	73,983,086,531
Effects of changes in foreign exchange rates	61	-	-
Cash and cash equivalents at the end of the year(70=50+6	70	37,448,033,508	93,794,659,536

\_\_\_\_\_  
Nguyen Thi Quyen

Preparer

\_\_\_\_\_  
Nguyen Thi Tuyet

Chief accountant



Hanoi, 28/01/2026

\_\_\_\_\_  
Pham Huy Thanh  
Chairman of the  
Board of Director



**MBG GROUP JOINT STOCK COMPANY**

Address: No.9, Alley 61/4, Lac Trung Street, Vinh Tuy Ward, Hanoi City, Vietnam

**CONSOLIDATE INTERIM FINANCIAL STATEMENTS**

For the fourth-quarter ended 31 December 2025

Notes to the consolidate interim financial statements

---

**NOTES TO THE CONSOLIDATE INTERIM FINANCIAL STATEMENTS**

**For the fourth-quarter ended 31 December 2025**

**I. CORPORATE INFORMATION****1. Owership structure**

MBG Group Joint Stock Company ("the Company") is incorporated as a joint stock company in Vietnam.

**2. Business sector**

The principal activities of the Company are:

- Construction of all types of houses;
- Manufacture of lighting equipment, decorative lights; manufacture of household electrical appliance;
- Trade in construction material, other installation equipment in house;
- Trade in real estate.

**3. Business activities**

- Manufacture of lighting equipment, Detail: Manufacture of discharge, incandescent, fluorescent, ultraviolet, infra-red lamps, lamps, lamps and bulbs; manufacture of table lamps (lighting fixtures).
- Construction of all types of houses;
- Installation of water supply, drainage, heating and air conditioning systems, Details: Installation of heating and air conditioning systems.
- Construction of other civil construction industry, Details: the construction of a civil construction industry, industrial, waterway traffic and the construction of unber about B,C; Construction of waterway traffic, construction unber an industry.
- Wholesale of material, other installation equipment, Details: Wholesale of bamboo, wood and processed wood; wholesale of cement; wholesale of construction bricks, tiles, stones, sand, gravel; wholesale of construction glass; wholesale of tiles and sanitary equipment; wholesale of hardware; wholesale of other construction materials and installation equipment.
- Wholesale of the machinery, equipment and spare parts, Details: Wholesale of machinery, equipment and spare parts for mining and construction; wholesale of machinery, electric materials, electrical materials (generators, electric motors, wires and other equipment used in electronic circuits); wholesale of machinery, equipment and spare parts for office machines (except computers and peripheral equipment); wholesale of machinery, equipment, tools and medical supplies (For conditional business lines, enterprises only conduct business when they meet the conditions prescribed by law).
- Consulting, brokerage, auction of real estate, auction of land use rights, Details: real estate management services, Real estate consulting services.

**4. Normal operating cycle**

The company's operating cycle usually does not exceed 12 months.



**MBG GROUP JOINT STOCK COMPANY**

Address: No.9, Alley 61/4, Lac Trung Street, Vinh Tuy Ward, Hanoi City, Vietnam

**CONSOLIDATE INTERIM FINANCIAL STATEMENTS**

For the fourth-quarter ended 31 December 2025

**Notes to the consolidate interim financial statements (continue)****5. Company structure**

The MBG group joint stock company have the Parent Company and two subsidiary which controlled by the Parent Company. The MBG group joint stock company is consolidated in these Consolidated Financial Statements.

**5a. Information on restructuring the Group***Establishment of a subsidiary*

The Company has contributed capital to establish MBG - Confitech Investment Company Limited with a capital contribution ratio of 80% of the charter capital. The purpose of contributing capital to MBG - Confitech Investment Company Limited is to invest in implementing the "Rural residential area project combining ecological resort and aquaculture in Do Son, Thanh Ba District, Phu Tho Province".

The Company contributes capital to Hom Eco Joint Stock Company with a capital contribution ratio of 98% of the charter capital.

**5b. The list of Subsidiaries**

The Company has two subsidiaries:

- MBG - Confitech Investment Company Limited has its head office at No. 2834, Area 4B, Hung Vuong Street, Van Phu Ward, Phu Tho Province. The main business activities of this subsidiary are Real estate trading, real estate services and the Company. At the end of the accounting period, the Company's interest rate and voting rights ratio in this subsidiary is 80%.

- Home Eco Group Joint Stock Company has its head office at Floor 4, No. DD 248, Dai Duong Street, Vinhomes OceanPark 2 Urban Area, Nghia Tru Commune, Hung Yen Province, Vietnam. The main business activities of this subsidiary are paint production and lamp production. At the end of the accounting period, the Company's interest and voting rights in this subsidiary were 98%.

**5c. The list of joint ventures and associates**

Name	Address	Principal activity	Proportion of ownership interest		Proportion of voting power held	
			31/12/2025	01/01/2025	31/12/2025	01/01/2025
- Vcado Global Joint stock Company	No. SH2A – SP.2A-35. San Ho 2A street, Vinhomes Oceanpark urban area, Da Ton commune, Gia Lam district, Hanoi city	Real estate business; Commercial business services;	40.00%	40.00%	40.00%	40.00%
- Lac Sanh Phu Yen Joint stock Company	Binh Thang village, Son Thanh Dong commune, Tay Hoa district, Phu Yen province	Resort tourism services; Commercial business services;	30.00%	48.00%	30.00%	48.00%
- Cong Nghiep Mien Trung Joint stock Company	Lot D1.2, part of lot D4 and part of lot D5, An Phu Industrial Park, Binh Kien Commune, Tuy Hoa City, Phu Yen Province	Contruction of all types of houses, Commercial business services;	41.67%	41.67%	41.67%	41.67%
- Pjaca Phu Yen Joint stock Company	Part of lot D4 and part of lot D5, An Phu Industrial Park, Binh Kien Commune, Tuy Hoa City, Phu Yen Province	Manufaction of products from plastic; Commercial business services;	48.00%	48.00%	48.00%	48.00%
- Quoc Bao Van Ninh Joint stock Company	Population Group 14, Van Gia Town, Van Ninh District, Khanh Hoa Province	Activities of sports clubs; Commercial business services.	32.00%	32.00%	32.00%	32.00%



**MBG GROUP JOINT STOCK COMPANY**

Address: No.9, Alley 61/4, Lac Trung Street, Vinh Tuy Ward, Hanoi City, Vietnam

**CONSOLIDATE INTERIM FINANCIAL STATEMENTS**

For the fourth-quarter ended 31 December 2025

**Notes to the consolidate interim financial statements (continue)**

Name	Address	Principal activity	Proportion of ownership interest		Proportion of voting power held	
			31/12/2025	01/01/2025	31/12/2025	01/01/2025
- Viet Nam Green Industry Development Investment Joint Stock	No. 34 Hoa Dao, Ward 02, Phu Nhuan District, Ho Chi Minh City, Vietnam	Real estate business, land use rights of owners, users or tenants	36,00%	36,00%	36,00%	36,00%

**6. Disclosure of information comparability in the consolidate financial statements**

The figure in the consolidated interim financial position and related notes are the figures of the audited consolidated financial statements for the fiscal year ended 31 December 2024. The data presented in the the interim consolidated income statement, interim consolidated cash flow statement and related notes are the figures of the fourth quarter consolidated financial statements for the year ended 31 December, 2025 are comparable to the corresponding figures of the prior year.

**7. Employees**

As at December 31, 2025, total employees of the Company were 26 people (31 people as at December 31, 2024).

**II. ACCOUNTING YEAR, ACCOUNTING CURRENCY****1. Annual accounting period**

The Company's financial year begins on 01 January and ends on 31 December.

**2. Accounting currency**

The accounting currency is Vietnam dong ("VND").

**III. APPLIED ACCOUNTING SYSTEM AND ACCOUNTING STANDARDS****1. Applied accounting system**

The Company applies Vietnamese Accounting System for Enterprises issued in conjunction with Circular No, 200/2014/TT-BTC dated December 22, 2014 and Circular No, 53/2016/TT - BTC dated March 21, 2016 amending and supplementing a number of articles in Circular No, 200/2014/TT-BTC.

**2. Declaration on compliance with Accounting Standards and Accounting System**

The Board of Directors ensures that it has complied with the requirements of Vietnamese Accounting Standards, Vietnamese Accounting System for Enterprises which issued under Circular No, 2000/2014/TT-BTC dated December 22, 2014 as well as circulars guiding the implementation of accounting standards of the Ministry of Finance in preparing and presenting the Interim Financial Statements.

**IV. SIGNIFICANT ACCOUNTING POLICIES****1. Basis for preparation of Consolidate Financial statements**

The consolidated financial statements are prepared on the accrual basis of accounting (except for information relating to cash flows).



## **MBG GROUP JOINT STOCK COMPANY**

Address: No.9, Alley 61/4, Lac Trung Street, Vinh Tuy Ward, Hanoi City, Vietnam

### **CONSOLIDATE INTERIM FINANCIAL STATEMENTS**

For the fourth-quarter ended 31 December 2025

#### **Notes to the consolidate interim financial statements (continue)**

---

## **2. Base of consolidation**

The consolidated interim financial statements comprise the financial interim statements of the parent company and the financial interim statements of the subsidiary. A subsidiary is an entity controlled by the parent company. Control exists when the parent company has the power, directly or indirectly, to govern the financial and operating policies of a subsidiary so as to obtain benefits from its activities. In determining control, potential voting rights arising from call options or debt and equity instruments that are convertible into common shares at the balance sheet date are taken into account.

The results of subsidiaries acquired or sold during the period are included in the interim consolidated income statement from the date of acquisition or up to the date of disposal of the investment in the subsidiary.

The interim financial statements of the parent company and the subsidiaries used for consolidation are prepared for the same accounting period and apply uniform accounting policies to like transactions and events in similar circumstances. In cases where the accounting policies of a subsidiary differ from those applied consistently in the Group, the Financial Statements of the subsidiary will be appropriately adjusted before being used for the preparation of the Interim Consolidated Financial Statements.

Intercompany balances, intra-group transactions, and unrealized intra-group profits arising from these transactions must be eliminated in full. Unrealized losses arising from intra-group transactions are also eliminated unless the costs creating such losses are irrecoverable.

Non-controlling interests represent the portion of the profit or loss in the results of operations and net assets of a subsidiary not held by the Group and are presented in a separate line item the interim consolidated income statement and in the interim consolidated balance sheet (as part of equity). Non-controlling interests consist of the amount of the non-controlling interests at the date of the original business combination and the non-controlling interest in changes in equity since the date of the combination. Losses incurred by the subsidiary are allocated to the non-controlling interest, even if such losses exceed the non-controlling interest in the net assets of the subsidiary.

equity). Non-controlling interests consist of the amount of the non-controlling interests at the date of the original business combination and the non-controlling interest in changes in equity since the date of the combination. Losses incurred by the subsidiary are allocated to the non-controlling interest, even if such losses exceed the non-controlling interest in the net assets of the subsidiary.

## **3. Cash and cash equivalents**

Cash is a synthetic indicator reflecting the total amount of money available to the enterprise at the reporting time, including cash in the enterprise's fund, non-term bank deposits, monetary gold and money in transit, recorded and reported in Vietnamese Dong (VND), in accordance with the provisions of the Accounting Law No, 88/2015/QH13 dated November 20, 2015, effective from January 1, 2017.

Cash equivalents is the short-term investments, term deposits with recover term or maturity not exceeding 3 months from the date of investment, deposits can be easily converted into a specified amount of money and risk-free in conversion to cash at the time of reporting which is in accordance with Vietnamese Accounting Standard No, 24 "Cash Flow Statement".

## **4. Financial investments**

### *Held-to-maturity investments*

Held to maturity investments are those that the Company's management has intention and ability to hold until maturity, Held to maturity investments comprise term deposits (including treasury



## **MBG GROUP JOINT STOCK COMPANY**

Address: No.9, Alley 61/4, Lac Trung Street, Vinh Tuy Ward, Hanoi City, Vietnam

### **CONSOLIDATE INTERIM FINANCIAL STATEMENTS**

For the fourth-quarter ended 31 December 2025

#### **Notes to the consolidate interim financial statements (continue)**

---

bills, promissory notes), bonds, preference shares which the issuer is required to re-buy them in a certain time in the future and held to maturity loans to earn profits periodically and other held to maturity investments.

Investments held to maturity are recorded from the date of acquisition and initially measured at cost, including the purchase price and any costs incurred in connection with the purchase of the investments. Interest income from investments held to maturity after the date of acquisition is recognised in the Income Statement on an accrual basis. Interest earned before the Company holds them is deducted from the cost at the date of acquisition.

Investments held to maturity are measured at cost less allowance for doubtful debts.

When there is strong evidence that part or all of the investment may not be recovered and the amount of the loss can be reliably determined, the loss is recognised as financial expenses in the period and directly reduces the value of the investment.

#### *Investments in subsidiaries*

The Investments are presented as investments in Subsidiaries when the Company has control over the investee. Control is the power to govern the financial and operating policies of an enterprise so as to obtain benefits from its activities.

An investment is considered to be controlled by the investee when the Company holds more than 50% of the ownership of that entity, unless such ownership does not confer control.

Below are the conditions where control also exists even when the parent owns less than one half of the voting power of an enterprise:

- (i) Power over more than one half of the voting rights by virtue of an agreement with other investors;
- (ii) Power to govern the financial and operating policies of the enterprise under a statute or an agreement;
- (iii) Power to appoint or remove the majority of the members of the Board of Management or equivalent governing body;
- (iv) Power to cast the majority of votes at meetings of the Board of Management or equivalent governing body.

The initial recognition date of an investment in a subsidiary acquired during the period is the date on which the Company obtains effective control over the investee. In the Company's separate financial statements, investments in subsidiaries are presented at cost (purchase price and directly attributable costs) less provision for loss of financial investments. The provision for loss of financial investments is based on the accumulated loss value on the financial statements of the subsidiary and can be reversed when profits are made. Any increase or decrease in the provision for financial investment value impairment is recorded in financial expenses during the period.

#### *Equity Joint Venture*

A joint venture is a contractual arrangement whereby two or more parties undertake an economic activity which is subject to joint control. Joint control is understood as the making of strategic decisions related to the operating and financial policies of the joint venture unit must have the consensus of the parties having joint control.

In the case where a member company directly carries out its business activities under joint venture arrangements, its share of the jointly controlled assets and any liabilities incurred jointly with other venturers arising from the joint venture operations are recognised in the financial statements of the respective company and classified according to the nature of the economic transactions arising. Liabilities and expenses incurred that are directly attributable to the share of the jointly controlled assets are accounted for on an accrual basis. Income from the sale or use of its share of the output of a joint venture and its share of the expenses incurred are recognised when it is probable that the



## **MBG GROUP JOINT STOCK COMPANY**

Address: No.9, Alley 61/4, Lac Trung Street, Vinh Tuy Ward, Hanoi City, Vietnam

### **CONSOLIDATE INTERIM FINANCIAL STATEMENTS**

For the fourth-quarter ended 31 December 2025

#### **Notes to the consolidate interim financial statements (continue)**

---

economic benefits arising from these transactions will flow to or from the Company and the economic benefits can be measured reliably.

Joint venture arrangements that involve the establishment of a separate entity in which the venturers have an equity interest are called jointly controlled entities.

#### *Investment in associate*

An associate is an enterprise in which the investor has significant influence and which is neither a subsidiary nor a joint venture of the investor. Significant influence is the power to participate in the financial and operating policy decisions of the investee but is not control over those policies.

Investment in subsidiary, joint ventures and associates are initially recorded at cost, included the purchase price or capital contribution plus costs directly to the investment. In case of investment in non-monetary assets, the cost of the investment is recorded at the fair value of the non-monetary at the time of acquisition.

Dividends and profits from periods prior to the purchase of the investment are recorded as a reduction in the value of the investment itself. Dividends and profits from periods subsequent to the purchase of the investment are recorded as revenue. Dividends received in the form of shares are only recorded as the number of shares increased, not as the value of shares received at par value.

Provision for losses on investments in subsidiaries, joint ventures and associates is made at the time of preparing the financial statements. When investments in subsidiaries, joint ventures and associates have decreased compared to the original price, the Company makes provisions as follows:

- For investments in subsidiaries, joint ventures and associates with listed shares on the market or the fair value of the investment is reliably determined, the provision is based on the market value of the shares.
- For investments whose fair value cannot be determined at the reporting date, the provision is set up at the rate equal to the difference between the actual capital contribution of the parties in the subsidiary, joint venture or associate and the actual equity multiplied by the Company's capital contribution ratio compared to the total actual capital contribution of the parties in the subsidiary, joint venture or associate.

If the subsidiary, joint venture or associate is the subject of the Consolidated Financial Statement, the basis for determining the provision for losses is the Consolidated Financial Statement.

Increases or decreases in the provision for losses on investments in subsidiaries, joint ventures or associates that need to be set up at the closing date of the financial statement are recorded in financial expenses.

## **5. Receivables**

The receivables are presented at net book value less provision for doubtful debts

The classification of receivables is made according to the following principles:

- Receivables from customers reflect receivables of a commercial nature arising from purchase-sale transactions between the Company and buyers who are independent entities of the Company, including receivables for export sales entrusted to other entities.
- Internal receivables reflect receivables from affiliated units without legal status that are dependent on accounting.
- Other receivables reflect receivables of a non-commercial nature, not related to purchase-sale transactions.



## **MBG GROUP JOINT STOCK COMPANY**

Address: No.9, Alley 61/4, Lac Trung Street, Vinh Tuy Ward, Hanoi City, Vietnam

### **CONSOLIDATE INTERIM FINANCIAL STATEMENTS**

For the fourth-quarter ended 31 December 2025

#### **Notes to the consolidate interim financial statements (continue)**

The Company sets aside provisions for bad debts for receivables that are overdue as stated in economic contracts, contract commitments or debt commitments, which the enterprise has requested many times but has not yet recovered, The determination of the overdue period of the receivable is based on the principal repayment period according to the original purchase and sale contract, not taking into account the debt extension between the parties; or for receivables that have not yet reached the payment deadline but the debtor has gone bankrupt or is in the process of dissolution, missing, absconding and will be refunded when the debt is recovered.

- The increase or decrease in the provision for bad debts at the closing date of the interim financial report is accounted for in the enterprise management expenses.

#### **6. Inventories**

Inventories are determined on base to stated at the lower of cost and net realisable value.

The cost of inventories includes the costs incurred to bring the inventories to their present location and condition, including: Purchase price, non-refundable taxes, transportation, handling, storage costs during the purchase process, standard losses, and other costs directly attributable to the purchase of inventories.

Net realizable value means the estimated selling price of inventories in a normal production and business period minus (-) the estimated cost for completing the products and the estimated cost needed for their consumption.

The Company applies the perpetual inventory method to account for inventories, The selling price of inventories is calculated by the weighted average method after each import, The selling price of raw materials and the selling price of goods are calculated by the weighted average method.

#### **7. Prepaid expenses**

.Prepaid expenses is used to record expenses actually incurred but they are related to operation output of many accounting period. Prepaid expenses includes tools and supplies issued for use awaiting allocation, fixed asset repair costs, prepaid land rental, business advantages, goodwill, establishment costs and other prepaid expenses.

Tools and equipment: Tools and equipment put into use are allocated to expenses using the straight-line method over 1-3 years.

#### **8. Tangible fixed assets**

Tangible fixed assets are initial recognition about at original cost reflected on the Financial Position according to the indicators of original cost, accumulated depreciation and carrying amount.

The recording of tangible fixed assets and depreciation of fixed assets are implemented in accordance with Vietnamese Accounting Standard No, 03 - Tangible fixed assets, Circular No, 200/2014/TT-BTC dated December 22, 2014 of the Ministry of Finance guiding the enterprise accounting regime, Circular No, 45/2013/TT-BTC dated April 25, 2013 guiding the regime of management, use and depreciation of fixed assets and Circular No, 147/2016/TT-BTC dated October 13, 2016 on amending and supplementing a number of articles of Circular No, 45/2013/TT-BTC and Circular No, 28/2017/TT-BTC dated April 12, 2017 on amending and supplementing a number of articles of Circular No, 45/2013/TT-BTC and Circular No, 147/2016/TT-BTC of the Ministry of Finance.

The historical cost includes the purchase price ( less the trade discount or discount), leases and any directly attributable costs to bring the tangible fixed assets into work condition for its intended use.

For fixed assets that have been put into use but have not yet been officially settled, the original cost of the fixed assets will be temporarily recorded as an increase and depreciation will be deducted, When the official settlement is made, the original cost and depreciation will be adjusted accordingly.



**MBG GROUP JOINT STOCK COMPANY**

Address: No.9, Alley 61/4, Lac Trung Street, Vinh Tuy Ward, Hanoi City, Vietnam

**CONSOLIDATE INTERIM FINANCIAL STATEMENTS**

For the fourth-quarter ended 31 December 2025

**Notes to the consolidate interim financial statements (continue)**

---

Expenses arising after the initial recognition of tangible fixed assets are recorded as an increase in the original cost of the asset when these expenses certainly increase economic benefits in the future, Expenses arising that do not satisfy the above conditions are recorded by the Company as production and business expenses in the period.

Tangible fixed assets are depreciated using the straight-line method based on the estimated useful life, Accounting for tangible fixed assets is classified according to groups of assets with the same nature and purpose of use in the production and business activities of the Company, The specific depreciation time is as follows:

<i>Assets</i>	<i>Year</i>
Building and structure	05 – 12
Machinery and equipment	05 – 07
Means and transportation and transmission	06 – 07
Management instrument and tools	03 – 05

**9. Intangible fixed assets**

Intangible fixed assets are measured at historical cost less accumulated amortization.

The cost of intangible fixed assets includes all costs incurred by the Company to acquire the fixed assets up to the date when the asset is ready for use. Expenses related to intangible fixed assets incurred after initial recognition are recognized as production and business expenses in the period unless these costs are directly attributable to a specific intangible fixed asset and increase the economic benefits from these assets.

When intangible fixed assets are sold or liquidated, the cost and accumulated depreciation are written off and the gain or loss arising from the liquidation is recognized as income or expense in the year.

The Company's intangible fixed assets are Management Software Programs, Expenses related to computer software programs that are not part of the related hardware are capitalized. The cost of computer software is all costs incurred by the Company up to the date when the software is put into use, Computer software is amortized using the straight-line method.

**10. Investment Property**

Investment property is an office building owned by a company for the purpose of earning rental income, Investment property for lease is stated at cost less accumulated depreciation, The cost of an investment property is the total cost incurred by the company or the fair value of the consideration given to acquire the investment property up to the date of its acquisition or completion of construction.

Expenditures relating to investment property incurred after initial recognition are recognized as expenses, unless these expenses are likely to cause the investment property to generate future economic benefits in excess of the originally assessed level of performance, in which case they are recorded as an increase in cost.

Investment property is no longer presented in the consolidated balance sheet after it has been sold or after the investment property is no longer used and it is considered that no future economic benefits will be obtained from the disposal of that investment property, The difference between the net proceeds from disposal and the carrying amount of the investment property is recognised in the consolidated statement of income in the year of disposal.

A transfer from owner-occupied property or inventories to investment property occurs only when the owner ceases to use the property and commences an operating lease or at the end of the construction phase, A transfer from investment property to owner-occupied property or inventories



## **MBG GROUP JOINT STOCK COMPANY**

Address: No.9, Alley 61/4, Lac Trung Street, Vinh Tuy Ward, Hanoi City, Vietnam

### **CONSOLIDATE INTERIM FINANCIAL STATEMENTS**

For the fourth-quarter ended 31 December 2025

#### **Notes to the consolidate interim financial statements (continue)**

---

occurs only when the owner begins to use the property or to develop it for sale, A transfer from investment property to owner-occupied property or inventories does not change the cost or the carrying amount of the property at the date of transfer.

Investment property used for rental purposes is depreciated using the straight-line method over its estimated useful life, The depreciation period for the office building is 30 years.

#### **11. Construction in progress**

Construction in progress of Company is project implementation expense project.

#### **12. Consolidate and Goodwill**

Business combinations are accounted for using the purchase method. The cost of a business combination comprises the fair value, at the date of exchange, of assets given, liabilities incurred or assumed, and equity instruments issued by the Group, in exchange for control of the acquired entity, and any costs directly attributable to the combination. The assets acquired, identifiable liabilities, and contingent liabilities assumed in a business combination are measured at their fair values at the date of acquisition. For a multi-period business combination, the cost of a business combination is the sum of the cost of the investment at the date of acquisition plus the cost of previous investments reassessed at their fair values at the date of acquisition. The difference between the revaluation price and the cost of the investment is recognised in the income statement if, before the date of obtaining control, the Group did not have significant influence over the subsidiary and the investment is presented under the cost method. If, before the date of obtaining control, the Group had significant influence and the investment is presented under the equity method, the difference between the revaluation price and the value of the investment under the equity method is recognised in the income statement and the difference between the value of the investment under the equity method and the cost of the investment is recognised directly in the item "Retained earnings" in the interim consolidated balance sheet. The excess of the cost of the business combination over the Group's share of the net fair value of the identifiable assets, liabilities and contingent liabilities recognised at the date of obtaining control of the subsidiary is recognised as goodwill. If the Group's share of the fair value of the identifiable assets, liabilities and contingent liabilities recognised at the date of acquisition exceeds the cost of the business combination, the difference is recognised in the income statement.

Goodwill is amortised on a straight-line basis over a period not exceeding 10 years. When there is evidence that the impairment of goodwill is greater than the amortisation, the amortisation in the year/period is the impairment incurred.

The non-controlling interest at the date of the initial business combination is determined based on the non-controlling interest's share of the fair value of the recognised assets, liabilities and contingent liabilities.

#### **13. Liabilities and Accrued expenses**

Payables and accrued expenses are recognized as the amount of money to be paid in the future related to the goods and services received. Payable expenses are recognized based on a reasonable estimate of the payable.

Payables are classified as payable to suppliers, accrued expenses, and other payables according to the following principles:

- Payables to suppliers reflect the trade payables arising from commercial transactions between the Company and the seller, which is an independent entity of the Company, including the number of payables on imports through trustees.
- Accrued expenses reflect the payables for goods and services received from the seller or provided for the buyer, for which no invoices have yet been received from suppliers. Those



**MBG GROUP JOINT STOCK COMPANY**

Address: No.9, Alley 61/4, Lac Trung Street, Vinh Tuy Ward, Hanoi City, Vietnam

**CONSOLIDATE INTERIM FINANCIAL STATEMENTS**

For the fourth-quarter ended 31 December 2025

**Notes to the consolidate interim financial statements (continue)**

---

payables also reflect the number of payables to employees on vacation wages, production, and business costs that must accrue.

- Internal payables reflect the payable between superior and subordinate units have no legal with dependent accounting.

- Other payables reflect non-commercial receivables, not related to the purchase and sale transactions.

Liabilities and accrued expenses are classified as short-term and long-term in the interim balance sheet based on their remaining term at the end of the accounting period.

**14. Unearned revenue**

Unearned revenue includes revenue received in advance such as amounts paid by customers in advance for one or more periods for office rentals.

Unearned revenue is transferred to proceeds from sales and services rendered at the amount determined in accordance with each accounting period.

**15. Owners' equity**

The contributed capital reflects the actual amount of investment by owners, capital surplus is the additional paid-in capital in excess of par value that an investor pays when buying shares from an issuing entity

Share capital surplus is recorded as the difference between the issue price and the par value of shares when first issued, additional issuance, the difference between the reissue price and the book value of treasury shares and the capital component of convertible bonds at maturity. Direct costs related to the additional issuance of shares and reissuance of treasury shares are recorded as a decrease in share capital surplus.

Other capital of the owner is formed by supplementing from the results of business operations, revaluation of assets and the remaining value between the fair value of donated, donated, and sponsored assets after deducting taxes payable (if any) related to these assets.

Treasury shares are shares in which the Company buys back shares issued by the Company itself, the payment including costs related to the transaction is recorded as treasury shares and is reflected as a deduction in equity. When reissued, the difference between the reissue price and the book value of treasury shares is recorded in the item " Surplus equity".

Undistributed profit after tax is the profit (profit or loss) from the enterprise's operations after deducting the current year's corporate income tax expense and adjustments due to retroactive application due to changes in accounting policies and retroactive adjustments due to material errors in previous years.

Profit after corporate income tax is distributed to owners/shareholders/members after setting aside funds according to the Company's Charter as well as the provisions of law and approved by the General Meeting of Shareholders.

The distribution of profit to shareholders takes into account non-monetary items in undistributed profit after tax that may affect cash flow and the ability to pay dividends such as interest from revaluation of assets contributed as capital, interest from revaluation of monetary items, financial instruments and other non-monetary items.



## **MBG GROUP JOINT STOCK COMPANY**

Address: No.9, Alley 61/4, Lac Trung Street, Vinh Tuy Ward, Hanoi City, Vietnam

### **CONSOLIDATE INTERIM FINANCIAL STATEMENTS**

For the fourth-quarter ended 31 December 2025

Notes to the consolidate interim financial statements (continue)

---

#### **16. Dividend distribution**

The Company's net profit after tax is available for appropriation to shareholders as dividends after approval by shareholders at the Company's Annual General Meeting nas after making appropriation to reserve funds in accordance with the Company's Charter.

The distribution of profits to shareholders takes into account non-monetary items in undistributed profits after tax that may affect cash flow and the ability to pay dividends such as interest on revaluation of contributed assets, interest on revaluation of monetary items, financial instruments and other non-monetary items.

#### **17. Recognition of revenues and income**

Revenues of Company included revenues from sales and services (details group of goods and products actually sold by the Company), construction, providing consulting and design services...

##### *Revenues from sales of products, goods*

Sale turnover shall be recognized if it simultaneously meets the following five (5) conditions:

- The enterprise has transferred the majority of risks and benefits associated with the right to own the products or goods to the buyer;
- The enterprise no longer holds the right to manage the goods as the goods owner, or the right to control the good
- Turnover has been determined with relative certainty, When the contract stipulates that the buyer has the right to return the purchased products or goods under specific conditions, revenue is only recognized when those specific conditions no longer exist and the buyer is not entitled to return the products or goods (except in cases where the customer has the right to return the goods in exchange for other goods or services);
- The enterprise has gained or will gain economic benefits from the good sale transaction;
- It is possible to determine the costs related to the goods sale transaction.

##### *Turnover from service provision*

Turnover from service provision shall be determined only when it satisfies all the four (4) conditions below:

Turnover is determined with relative certainty, When a contract provides that the buyer has the right to return the purchased services under specific conditions, revenue is recognized only when those specific conditions no longer exist and the buyer has no right to return the services provided.

- It is possible to obtain economic benefits from the service provision transaction.
- The work volume finished on the date of making the accounting balance sheet can be determined.
- The costs incurred from the service provision transaction and the costs of its completion can be determined.

##### *Turnover from construction contracts*

When the outcome of a contract can be estimated reliably :

- For construction contracts that stipulate that contractors are paid according to the planned progress, revenue and expenses related to the contract are recorded corresponding to the completed work portion determined by the Company on the closing date of the financial statements.
- For construction contracts that stipulate that contractors are paid according to the value of the performed volume, revenue and expenses related to the contract are recorded corresponding to the completed work portion confirmed by the customer and reflected on the issued invoice.



## **MBG GROUP JOINT STOCK COMPANY**

Address: No.9, Alley 61/4, Lac Trung Street, Vinh Tuy Ward, Hanoi City, Vietnam

### **CONSOLIDATE INTERIM FINANCIAL STATEMENTS**

For the fourth-quarter ended 31 December 2025

#### **Notes to the consolidate interim financial statements (continue)**

---

Increases and decreases in construction and installation volume, compensation and other revenues are only recorded as revenue when agreed with the customer.

When the results of construction contract performance cannot be estimated reliably, then:

- Revenue is only recorded equivalent to the contract costs incurred for which reimbursement is relatively certain.
- Contract costs are only recorded as expenses when incurred.
- The difference between the total cumulative revenue of the construction contract recorded and the cumulative amount recorded on the contract's progress payment invoices is recorded as a receivable or a payable according to the progress payment schedule of the construction contract.

Operating lease revenue is recognised on a straight-line basis over the lease term, Rental payments received in advance for multiple periods are allocated to revenue in accordance with the lease term.

In the event that the lease term is over 90% of the useful life of the asset, revenue is recognised once for the entire amount of rental payments received in advance if all of the following conditions are met:

- The lessee has no right to cancel the lease contract and the Company has no obligation to return the amount received in advance in any case and in any form;
- The amount received in advance from the lease is not less than 90% of the total expected rental payments under the contract during the lease term and the lessee must pay the entire rental within 12 months from the commencement date of the lease;
- Almost all risks and rewards associated with ownership of the leased asset have been transferred to the lessee;
- The cost of leasing activities is estimated relatively fully.

#### *Operating lease revenue*

#### *Financial income*

Interest from long-term investments is estimated and the right to receive interest from the investee companies is recognized.

Interest from bank deposits is recorded based on the bank's periodic announcement, loan interest is recorded based on the actual time and interest rate of each period.

#### *Dividends and distributed profits*

Dividends and distributed profits are recorded when the Company receives the right to dividends or profits from capital contributions. Dividends received in shares are only tracked according to the number of shares increased, not recorded as the value of shares received/recorded at par value.

## **18. Revenue deductions**

Revenue deductions include trade discounts, sales discounts, sales returns arising in the same period of consumption of products, goods, and services that are adjusted to reduce the revenue of the arising period.

In case products, goods, and services have been consumed in previous periods, but trade discounts, sales discounts, and returns arise in this period, revenue is recorded as a decrease according to the following principles:

- If the discount, trade discount, or return arises before the issuance of the Interim Consolidated Financial Statements: record a decrease in revenue on the Interim Consolidated Financial Statements of this period.



**MBG GROUP JOINT STOCK COMPANY**

Address: No.9, Alley 61/4, Lac Trung Street, Vinh Tuy Ward, Hanoi City, Vietnam

**CONSOLIDATE INTERIM FINANCIAL STATEMENTS**

For the fourth-quarter ended 31 December 2025

**Notes to the consolidate interim financial statements (continue)**

---

If the discount, trade discount, or return arises after the issuance of the Interim Consolidated Financial

Statements: record a reduction in revenue on the Interim Consolidated Financial Statements of the following period.

**19. Borrowing cost**

Borrowing costs including borrowing interests and costs directly related to the loan.

Borrowing costs should be recognized into production or business costs in the period in which they are incurred, unless they are capitalized according to provisions of Vietnamese Accounting Standard No. 16 "Borrowing costs". Accordingly, borrowing costs directly attributable to the acquisition, construction or production of assets that take a substantial period of time to complete and put into use or sale are added to the cost of the asset until such time as the asset is put into use or sale. Income from temporary investment in loans is recorded as a reduction in the cost of the relevant asset. For loans specifically for the construction of fixed assets or investment real estate, interest is capitalized even if the construction period is less than 12 months.

In case of joint capital borrowings, which are used for the purpose of investment in construction or production of an uncompleted asset, the borrowing costs eligible for capitalization in each accounting period shall be determined according to the capitalization rate for weighted average accumulated costs incurred to the investment in construction or production of such asset. The capitalization rate shall be calculated according to the weighted average interest rate applicable to the enterprise's borrowings unrepaid in the period, except for particular borrowings for purpose of obtaining an uncompleted asset.

**20. Expenses**

Costs are amounts reducing economic benefits, recorded at the time the transaction arises or shall be likely to arise in the future regardless of spending money or not.

Costs and revenues set up by it must be recorded simultaneously on the principle of matching concept. However, in some cases, the principle of matching concept may conflict with the prudence concept in accounting, accountants must be based on the nature and the accounting Standards to record transactions true and fair.

**21. Taxes and tax payable***Value added tax (VAT)*

Enterprises apply the declaration and calculation of VAT according to the guidance of current tax law at 10% and 8%;

*Corporate income tax*

Corporate income tax (if only) is total value tax in current year and deferred tax liabilities.

The tax currently payable is based on taxable profit for the year. Taxable profit differs from net profit as reported in the income statement because it excludes items of income or expense that are taxable or deductible in other years (including losses carried forward, if any) and it further excludes items that are not taxable or deductible.

The current taxed income shall be determined on basis of taxable income and the corporate income tax rate is 20%.

The determination of the Group's income tax is based on current tax regulations. However, these regulations are subject to change from time to time and the final determination of corporate income tax depends on the results of the examination by the competent tax authority.

*Other taxes*



**MBG GROUP JOINT STOCK COMPANY**

Address: No.9, Alley 61/4, Lac Trung Street, Vinh Tuy Ward, Hanoi City, Vietnam

**CONSOLIDATE INTERIM FINANCIAL STATEMENTS**

For the fourth-quarter ended 31 December 2025

**Notes to the consolidate interim financial statements (continue)**

Other taxes and fees are declared and paid by the enterprise to the local tax authority in accordance with current tax laws in Vietnam

**22. Related parties**

Parties are considered to be related if one party has the ability to control the other party or exercise significant influence over the other party in making financial and operating decisions, Parties included:

- Enterprises that directly or indirectly through one or more intermediaries control, or are controlled by, or are under common control with, the Group, including the parent company, subsidiaries of the Group, joint ventures, jointly controlled entities, and associates.
- Individuals who have direct or indirect voting power in the Reporting enterprises that gives them significant influence over the enterprise, key management personnel having authority and responsibility for planning, directing and controlling the activities of the Group, including close family members of any such individual.
- Enterprises in which the voting power is directly or indirectly held by any of the individuals listed above or in which such person is able to exercise significant influence.

In considering each possible related party relationship, attention is paid to the substance of the relationship, not merely the legal form.

**23. Segment reporting**

A business segment is a distinguishable component that is engaged in providing products or services and that is subject to risks and returns that are different from those of other business segments.

A geographical segment is a distinguishable component that is engaged in providing products or services within a particular economic environment and that is subject to risks and returns that are different from those of segments operating in other economic environments.

Segment information is prepared and presented in accordance with the accounting policies adopted for the preparation and presentation of the Group's interim consolidated financial statements.

**V. SUPPLEMENTTARY INFORMATION TO ITEMS DISCLOSED IN THE SEPARETE STATEMENT OF FINANCIAL POSITION****1. Cash and cash equivalents**

	31/12/2025 VND	01/01/2025 VND
Cash on hand	2,353,718,112	1,885,635,242
Cash at banks of demand deposit	35,094,315,396	27,909,024,294
Cash equivalents	-	64,000,000,000
<b>Total</b>	<b>37,448,033,508</b>	<b>93,794,659,536</b>

**2. Financial investment****2a. Held-to-maturity investments**

	31/12/2025		01/01/2025	
	Cost VND	Book value VND	Cost VND	Book value VND
<i>Short-term</i>				
Term deposits	-	-	1,100,000,000	1,100,000,000
<b>Total</b>	<b>-</b>	<b>-</b>	<b>1,100,000,000</b>	<b>1,100,000,000</b>

**MBG GROUP JOINT STOCK COMPANY**

Address: No.9, Alley 61/4, Lac Trung Street, Vinh Tuy Ward, Hanoi City, Vietnam

**CONSOLIDATE INTERIM FINANCIAL STATEMENTS**

For the fourth-quarter ended 31 December 2025

**Notes to the consolidate interim financial statements (continue)****2b, Long – term financial investment**

	31/12/2025			01/01/2025		
	Cost VND	Provision VND	Fair value VND	Cost VND	Provision VND	Fair value VND
- VCADO GLOBAL Joint Stock company	45,970,564,279	-	(*)	45,271,791,939	-	(*)
- MBG Lac sanh Phu Yen Joint Stock company	47,586,696,757	-	(*)	47,420,726,300	-	(*)
- Mien Trung Industrial joint stock company	50,468,363,470	-	(*)	50,466,992,962	-	(*)
- PJACA Phú Yên Joint Stock company	49,454,734,568	-	(*)	49,220,438,569	-	(*)
- Quoc Bao Van Ninh Joint Stock company	91,476,564,303	-	(*)	59,927,868,394	-	(*)
- Viet Nam green industry development investment joint stock company	71,974,791,564	-	(*)	-	-	(*)
<b>Total</b>	<b>356,931,714,941</b>	<b>-</b>	<b>(*)</b>	<b>252,307,818,164</b>	<b>-</b>	<b>(*)</b>

(\*) At the reporting date, the Company has not determined fair values of these financial instruments for disclosure in the separate financial statements because information about their market prices is not available and there is currently no guidance no determination of fair value using valuation techniques under the Vietnamese Accounting Standards or the Vietnamese Accounting System for enterprises, The fair values of these financial instruments may differ from their carrying amounts,

Detailed information of the Subsidiaries, Joint Ventures and Associates, including business lines, voting rights ratios, and interest ratios are presented in Part I, Item 5 of the Notes to these interim separate financial statements,

Transactions between Subsidiaries, Joint Ventures and Associates are presented in Part VII, Item 2 of the Notes to these interim separate financial statements.



**MBG GROUP JOINT STOCK COMPANY**

Address: No.9, Alley 61/4, Lac Trung Street, Vinh Tuy Ward, Hanoi City, Vietnam

**CONSOLIDATE INTERIM FINANCIAL STATEMENTS**

For the fourth-quarter ended 31 December 2025

**Notes to the consolidate interim financial statements (continue)****3. Short-term accounts receivables from customers**

	31/12/2025		01/01/2025	
	Value VND	Provision VND	Value VND	Provision VND
<i>Receivables of related parties</i>	<i>19,428,790,131</i>	-	<i>17,451,503,716</i>	-
PJACA Phu Yen joint stock company	11,900,613,569	-	2,851,402,270	-
Mien Trung Industry joint stock company	-	-	5,247,669,895	-
Lac Sanh Phu Yen joint stock company	7,528,176,562	-	9,352,431,551	-
<i>Other accounts receivables</i>	<i>417,908,098,862</i>	<i>12,437,208,171</i>	<i>233,420,405,945</i>	<i>12,849,934,099</i>
CH consulting and trading company limited	67,606,207,834	-	34,745,778,741	-
Dai Phat consultancy and trading company limited	900,192,680	-	38,570,885,845	-
Nam Thang Long consultancy and trading company limited	111,852,561,755	-	75,584,273,668	-
Dong Do construction and architecture consultant joint stock company	159,732,112,273	6,843,557,429	78,414,564,858	1,399,469,048
Kosy joint stock company	48,170,914,038	-	10,804,505,518	-
Others	56,990,217,184	5,593,470,742	75,860,858,460	5,288,681,219
<b>Total</b>	<b>464,680,995,895</b>	<b>12,437,028,171</b>	<b>331,432,370,806</b>	<b>12,849,934,099</b>

**4. Prepayment to suppliers**

	31/12/2025		01/01/2025	
	Value VND	Provision VND	Value VND	Provision VND
Thang Long real estate investment and constructions Joint stock company	-	-	16,888,545,231	-
Zone Viet Joint stock company	9,830,745,320	-	22,237,680,500	-
PJACA GROUP Joint stock company	-	-	49,820,173,183	-
Van Phong Hoilding company limited	36,119,488,054	-	7,579,919,914	-
Van Phong Toan Cau Hoilding company limited	34,446,541,280	-	-	-
Other	480,872,948	-	18,276,870,020	-
<b>Total</b>	<b>80,877,647,602</b>	<b>-</b>	<b>114,803,188,848</b>	<b>-</b>

**MBG GROUP JOINT STOCK COMPANY**

Address: No.9, Alley 61/4, Lac Trung Street, Vinh Tuy Ward, Hanoi City, Vietnam

**CONSOLIDATE INTERIM FINANCIAL STATEMENTS**

For the fourth-quarter ended 31 December 2025

**Notes to the consolidate interim financial statements (continue)****5. Short-term loan receivables**

Loans are granted between MBG – CONFITECH Investment Co., Ltd. and individuals for personal consumer purposes, with an interest rate of 6.5% per year and a loan term of 3 months.

**6. Other short-term receivables**

	31/12/2025		01/01/2025	
	Value VND	Provision VND	Value VND	Provision VND
Anticipated Interest	-	-	86,890,411	-
Others	844.283	-	5,068,413	-
<b>Total</b>	<b>844.283</b>	<b>-</b>	<b>91,958,824</b>	<b>-</b>

**7. Inventories**

	31/12/2025		01/01/2025	
	Value VND	Provision VND	Value VND	Provision VND
Raw materials	11,901,325,284	-	27.021.540.090	-
Work in progress	5,276,066,588	-	16.742.703.776	-
Finished goods	141,705,376,539	-	121.962.376.178	-
Goods	219,873,648,119	-	247.469.560.825	-
<b>Total</b>	<b>388,756,416,530</b>	<b>-</b>	<b>413.196.180.869</b>	<b>-</b>

**8. Prepaid expenses****8a. Short-term prepaid expenses**

	31/12/2025 VND	01/01/2025 VND
Prepaid expenses	59,244,821	
Others	337,526,701	58,024,687
<b>Total</b>	<b>396,771,522</b>	<b>58,024,687</b>

**8b. Long-term prepaid expenses**

	31/12/2025 VND	01/01/2025 VND
Prepaid expenses	67,009,505	95,219,153
Others	11,789,913	4,125,000
<b>Total</b>	<b>78,799,418</b>	<b>99,344,153</b>



**MBG GROUP JOINT STOCK COMPANY**

Address: No.9, Alley 61/4, Lac Trung Street, Vinh Tuy Ward, Hanoi City, Vietnam

**CONSOLIDATE INTERIM FINANCIAL STATEMENTS**

For the fourth-quarter ended 31 December 2025

**Notes to the consolidate interim financial statements (continue)****9. Increases, decreases in tangible fixed assets**

	Buildings and structures	Machinery and equipment	Motor vehicles	Office equipment	Total
<b>Cost</b>					
01/01/2025	29,008,086,071	62,149,120,800	6,958,997,702	35,000,000	98,151,204,573
Purchase in the year	489,037,500	1,708,400,000	-	33,400,000	2,230,837,500
31/12/2025	<u>29,497,123,571</u>	<u>63,857,520,800</u>	<u>6,958,997,702</u>	<u>68,400,000</u>	<u>100,382,042,073</u>
<i>In which:</i>					
The intangible assets were fully depreciated but are still in use	-	6,165,300,000	1,909,368,727	35,000,000	8,109,668,727
Waiting for liquidation	-	-	-	-	-
<b>Accumulated depreciation</b>					
01/01/2025	19,346,036,374	39,871,418,641	4,472,887,846	35,000,000	63,725,342,861
Depreciation charged	3,354,640,676	8,264,403,067	911,433,639	8,350,002	12,538,827,384
31/12/2025	<u>22,700,677,050</u>	<u>48,135,821,708</u>	<u>5,384,321,485</u>	<u>43,350,002</u>	<u>76,264,170,245</u>
<b>Carrying amount</b>					
01/01/2025	9,662,049,697	22,277,702,159	2,486,109,856	-	34,425,861,712
31/12/2025	<u>6,796,446,521</u>	<u>15,721,699,092</u>	<u>1,574,676,217</u>	<u>25,049,998</u>	<u>24,117,871,828</u>
<i>In which:</i>					
Temporarily Unused	-	-	-	-	-

**10. Increases, decreases in tangible fixed assets**

It is a management software, details are as follows :

	Land use rights	Total
<b>Cost</b>		
01/01/2025	200,340,000	200,340,000
31/12/2025	<u>200,340,000</u>	<u>200,340,000</u>
<b>Accumulated amortisation</b>		
01/01/2025	119,629,548	119,629,548
Depreciation charged	53,424,000	53,424,000
31/12/2025	<u>173,053,548</u>	<u>173,053,548</u>
<b>Carrying amount</b>		
01/01/2025	80,710,452	80,710,452
31/12/2025	<u>27,286,452</u>	<u>27,286,452</u>
<i>In which::</i>		
The tangible assets were fully depreciated but are still in use	-	-
Waiting for liquidation	-	-

**MBG GROUP JOINT STOCK COMPANY**

Address: No.9, Alley 61/4, Lac Trung Street, Vinh Tuy Ward, Hanoi City, Vietnam

**CONSOLIDATE INTERIM FINANCIAL STATEMENTS**

For the fourth-quarter ended 31 December 2025

Notes to the consolidate interim financial statements (continue)

**11. Increases, decreases in investment properties**

	Land use rights	Total
<b>Cost</b>		
01/01/2025	49,217,297,239	49,217,297,239
31/12/2025	49,217,297,239	49,217,297,239
<b>Accumulated depreciation</b>		
01/01/2025	2,455,746,523	2,455,746,523
Depreciation charged	1,641,146,928	1,641,146,928
31/12/2025	4,096,893,451	4,096,893,451
<b>Carrying amount</b>		
01/01/2025	46,761,550,716	46,761,550,716
31/12/2025	45,120,403,788	45,120,403,788

**12. Construction in progress**

	31/12/2025 VND	01/01/2025 VND
Costs of asset acquisition at Home Eco Group Joint Stock Company	-	25,949,586,634
Other construction in progress	3,794,760,255	3,432,067,793
<b>Total</b>	<b>3,794,760,255</b>	<b>29,381,654,427</b>

**13. Goodwill**

	Goodwill VND	Total VND
<b>Cost</b>		
01/01/2025	54,455,007,555	54,455,007,555
31/12/2025	54,455,007,555	54,455,007,555
<b>Accumulated depreciation</b>		
01/01/2025	-	-
Depreciation charged	5,445,500,756	5,445,500,756
31/12/2025	5,445,500,756	5,445,500,756
<b>Carrying amount</b>		
01/01/2025	54,455,007,555	54,455,007,555
31/12/2025	49,009,506,799	49,009,506,799



**MBG GROUP JOINT STOCK COMPANY**

Address: No.9, Alley 61/4, Lac Trung Street, Vinh Tuy Ward, Hanoi City, Vietnam

**CONSOLIDATE INTERIM FINANCIAL STATEMENTS**

For the fourth-quarter ended 31 December 2025

**Notes to the consolidate interim financial statements (continue)****14. Short-term trade payables**

	31/12/2025		01/01/2025	
	Value	Amount able to be paid off	Value	Amount able to be paid off
	VND	VND	VND	VND
<i>Payables to related parties</i>	-	-	-	-
<i>Payables to other supplies</i>	16,209,239,814	16,209,239,814	7,731,023,614	7,731,023,614
Van Phong Toan Cau Joint Stock Company	-	-	2,913,214,955	2,913,214,955
Vgo Group Joint Stock Company	8,737,772,904	8,737,772,904	1,703,875,999	1,703,875,999
Nam Hanoi Trading and Consulting Joint Stock Company	6,079,290,356	6,079,290,356	-	-
Others	1,392,176,554	1,392,176,554	3,113,932,660	3,113,932,660
<b>Total</b>	<b>16,209,239,814</b>	<b>16,209,239,814</b>	<b>7,731,023,614</b>	<b>7,731,023,614</b>

**15. Short-term accrued expenses**

	31/12/2025	01/01/2025
	VND	VND
Provision for interest expense	144,949,398	98,118,333
Others	335,000,000	270,000,000
<b>Total</b>	<b>479,949,398</b>	<b>368,118,333</b>

**16. Other payables****16a. Short-term other payables**

	31/12/2025		01/01/2025	
	Value	Amount able to be paid off	Value	Amount able to be paid off
	VND	VND	VND	VND
- Trade union fee	84,482,653	84,482,653	65,490,853	65,490,853
- Constrexim Joint Stock Company No. 1 - Capital contribution for business cooperation(*)	414,731,800	414,731,800	414,731,800	414,731,800
<b>Total</b>	<b>499,214,453</b>	<b>499,214,453</b>	<b>480,222,653</b>	<b>480,222,653</b>

(\*) It is the Company received as joint venture capital from Constrexim Joint Stock Company No. 1 to implement the Do Son Rural Residential Area Project combining ecological resort and aquaculture, Thanh Ba district, Phu Tho province,

**MBG GROUP JOINT STOCK COMPANY**

Address: No.9, Alley 61/4, Lac Trung Street, Vinh Tuy Ward, Hanoi City, Vietnam

**CONSOLIDATE INTERIM FINANCIAL STATEMENTS**

For the fourth-quarter ended 31 December 2025

**Notes to the consolidate interim financial statements (continue)**

---

**16b, Long-term other payables**

	31/12/2025		01/01/2025	
	Amount	Amount able to be paid off	Amount	Amount able to be paid off
	VND	VND	VND	VND
Long term collateral & deposit	400,000,000	400,000,000	400,000,000	400,000,000
<b>Total</b>	<b>400,000,000</b>	<b>400,000,000</b>	<b>400,000,000</b>	<b>400,000,000</b>



# **MBG GROUP JOINT STOCK COMPANY**

Address: No.9, Alley 61/4, Lac Trung Street, Vinh Tuy Ward, Hanoi City, Vietnam

## **CONSOLIDATE INTERIM FINANCIAL STATEMENTS**

For the fourth-quarter ended 31 December 2025

Notes to the consolidate interim financial statements (continue)

### **17. Taxes and amounts payables to the State budget**

	01/01/2025		During the year		31/12/2025	
	Payables VND	Receivable VND	Amount payable VND	Paid VND	Payables VND	Receivable VND
Value added tax on domestic goods	-	462,954,331	-	(142,062,410)	-	605,016,741
Corporate income tax	109,205,201	184,657,457	358,473,942	(142,062,410)	140,959,276	-
Personal income tax	7,706,610	-	456,355,762	(128,807,582)	335,254,790	-
Fees, charges and other payables	89,180,000	-	395,008,063	(484,188,063)	-	-
<b>Total</b>	<b>206,091,811</b>	<b>647,611,788</b>	<b>1,209,837,767</b>	<b>(897,120,465)</b>	<b>476,214,066</b>	<b>605,016,741</b>

### **18. Short-term borrowings and finance lease liabilities**

	31/12/2025		In the year		01/01/2025	
	Amount VND	Amount able to be paid off VND	Increases VND	Decrease VND	Amount VND	Amount able to be paid off VND
<b>Short-term borrowings</b>						
Military Commercial Joint Stock Bank – Dien Bien Phu Branch (1)	35,000,000,000	35,000,000,000	69,600,000,000	69,090,000,000	34,490,000,000	34,490,000,000
Joint Stock Commercial Bank for Investment and Development of Vietnam-Hanoi Branch(2)	63,391,000,000	63,391,000,000	122,799,994,300	100,927,720,720	41,518,726,420	41,518,726,420
Saigon Thuong Tin Commercial Joint Stock Bank(3),(4)	19,700,000,000	19,700,000,000	19,700,000,000	-	-	-
<b>Total</b>	<b>118,091,000,000</b>	<b>118,091,000,000</b>	<b>212,099,994,300</b>	<b>170,017,720,720</b>	<b>76,008,726,420</b>	<b>76,008,726,420</b>

(1) Credit contract No, 320097,25,051,1970764,TD dated July 28, 2025 with Military Commercial Joint Stock Bank - Dien Bien Phu Branch, Credit limit: 50,000,000,000 VND, of which the loan limit is: 35,000,000,000 VND and the guarantee limit outside the payment guarantee is: 15,000,000,000 VND, Interest rate: According to each disbursement, Purpose: Providing credit for production and business activities and installation of electrical equipment,



**MBG GROUP JOINT STOCK COMPANY**

Address: No.9, Alley 61/4, Lac Trung Street, Vinh Tuy Ward, Hanoi City, Vietnam  
CONSOLIDATE INTERIM FINANCIAL STATEMENTS  
For the fourth-quarter ended 31 December 2025

**Notes to the consolidate interim financial statements (continue)**

**Collateral:**

Real estate according to the certificate of land use rights, house ownership rights and other assets attached to land No, DN 093278, certificate issuance number: CT22369, Issuing agency: Land registration office of Hung Yen province; issued on June 14, 2024,

Real estate according to the certificate of land use rights, house ownership rights and other assets attached to land No, DN 093270, number of the certificate issued: CT22370, Issuing authority: Hung Yen Provincial Land Registration Office; issued on June 14, 2024,

Real estate according to the certificate of land use rights, house ownership rights and other assets attached to land No, DN 093268, number of the certificate issued: CT22372, Issuing authority: Hung Yen Provincial Land Registration Office; issued on June 14, 2024,

Real estate according to the certificate of land use rights, house ownership rights and other assets attached to land No, DN 150337, number of the certificate issued: CT22189, Issuing authority: Hung Yen Provincial Land Registration Office; issued on June 14, 2024,

- (2) Credit limit contract No, 01/2025/5263251/HDTĐ dated July 14, 2025 with Vietnam Joint Stock Commercial Bank for Investment and Development, Credit limit: VND 44,900,000,000 and is also the combined loan, guarantee and L/C issuance limit, without distinguishing the loan limit, guarantee limit and separate L/C issuance limit, Credit limit maintenance period: 12 months from the date of signing the Contract, Interest rate: according to each disbursement, Purpose: Supplementing working capital, guarantee, issuing L/C to serve the production and business activities of customers,

**Collateral:**

Real estate as per the Certificate of Land Use Rights, Ownership of Residential Housing, and Other Assets Attached to Land, parcel number 3167, map sheet number 09, certificate registration number: CT22368, located at ĐDD-244, Dream City Ecological Urban Area, Long Hung Commune, Van Giang District, Hung Yen Province,

Real estate as per the Certificate of Land Use Rights, Ownership of Residential Housing, and Other Assets Attached to Land, parcel number 3165, map sheet number 09, certificate registration number: CT22369, located at ĐDD-246, Dream City Ecological Urban Area, Long Hung Commune, Van Giang District, Hung Yen Province,

Real estate as per the Certificate of Land Use Rights, Ownership of Residential Housing, and Other Assets Attached to Land, parcel number 65, map sheet number 19, certificate registration number: CH00310, located at No, 9, Alley 61/4, Lac Trung Street, Vinh Tuy Ward, Hanoi City, owned by Mr, Pham Huy Thanh and Ms, Dang Thi Tuyet Lan,

- (3) Credit limit contract No, 20252829014 TD dated August 29, 2025 with Saigon Thuong Tin Commercial Joint Stock Bank - Thanh Tri Branch, Credit limit: 19,700,000,000 VND, of which the loan limit is: 19,700,000,000 VND and the guarantee limit in the form of guarantee and the limit of LC issuance is: 19,700,000,000 VND; The credit limit maintenance period is 12 months from the date of signing the Credit limit contract, Interest rate: According to each disbursement,

**Collateral:**



**MBG GROUP JOINT STOCK COMPANY**

Address: No.9, Alley 61/4, Lac Trung Street, Vinh Tuy Ward, Hanoi City, Vietnam

**CONSOLIDATE INTERIM FINANCIAL STATEMENTS**

For the fourth-quarter ended 31 December 2025

**Notes to the consolidate interim financial statements (continue)**

Real estate located at plot of land No, 2415, map sheet No, 6, Nghia Tru commune, Hung Yen province,  
Real estate located at plot of land No, 2412, map sheet No, 6, Nghia Tru commune, Hung Yen province,  
The property is located on plot number 2419, map sheet number 6, Nghia Tru commune, Hung Yen province,

(4) Credit limit contract No, 202528284226 TD dated August 15, 2025 with Saigon Thuong Tin Commercial Joint Stock Bank - Thanh Tri Branch, Credit limit: 20,000,000,000 VND, of which the loan limit is: 20,000,000,000 VND and the guarantee limit in the form of guarantee and LC issuance limit is: 20,000,000,000 VND; The credit limit maintenance period is 12 months from the date of signing the Credit limit contract, Interest rate: According to each disbursement, Collateral: -  
Real estate located at plot number 3326, address Dream City Ecological Urban Area, Nghia Tru Commune, Hung Yen Province, including assets attached to the land of the Villa at address CX7-146, Dream City Ecological Urban Area, Nghia Tru Commune, Hung Yen Province, according to the land use rights certificate number AA01906854 dated June 29, 2025,

**Details of short-term loans incurred during the period are as follows:**

<b>01/01/2024</b>	<b>76,008,726,420</b>
Loan Amount Incurred	212,099,994,300
Carryover from Long-Term Loan	-
Loan Amount Repaid	170,017,720,720
<b>31/12/2025</b>	<b>118,091,000,000</b>

**19. Bonus and welfare fund**

	<b>01/01/2025</b>	<b>Increase due to provision from profit</b>	<b>Fund disbursement during the period</b>	<b>31/12/2025</b>
	<b>VND</b>	<b>VND</b>	<b>VND</b>	<b>VND</b>
Bonus funds	1,253,717,831	-	-	1,253,717,831
Welfare funds	1,160,901,635	-	-	1,160,901,635
<b>Total</b>	<b>2,414,619,466</b>	<b>-</b>	<b>-</b>	<b>2,414,619,466</b>

**MBG GROUP JOINT STOCK COMPANY**

Address: No.9, Alley 61/4, Lac Trung Street, Vinh Tuy Ward, Hanoi City, Vietnam  
CONSOLIDATE INTERIM FINANCIAL STATEMENTS

For the fourth-quarter ended 31 December 2025

Notes to the consolidate interim financial statements (continue)

**20. Owner's equity****20a. Reconciliation table of equity**

Items	Owner's contributed capital	Capital surplus	Investment and Development fund	Investment and development fund	Non- controlling interest	Total
	VND	VND	VND	VND	VND	VND
01/01/2024	1,202,185,400,000	(238,202,140)	5,410,853,447	49,270,077,393	1,907,779,084	1,261,549,744,158
- Net profit for the year	-	-	-	27,388,597,339	662,893	27,389,260,232
- Other decreases	-	-	-	-	708,673,315	708,673,315
31/12/2024	1,202,185,400,000	(238,202,140)	8,423,689,821	76,658,674,732	2,618,115,292	1,289,647,677,705
01/01/2025	1,202,185,400,000	(238,202,140)	8,423,689,821	76,658,674,732	2,618,115,292	1,289,647,677,705
- Net profit for the year	-	-	-	20,231,835,230	35,941,507	20,267,776,737
- Capital increase at the subsidiary company.	-	-	-	-	400,000,000	400,000,000
31/12/2025	1,202,185,400,000	(238,202,140)	8,423,689,821	96,890,509,962	3,054,056,799	1,310,315,454,442



**MBG GROUP JOINT STOCK COMPANY**

Address: No.9, Alley 61/4, Lac Trung Street, Vinh Tuy Ward, Hanoi City, Vietnam

**CONSOLIDATE INTERIM FINANCIAL STATEMENTS**

For the fourth-quarter ended 31 December 2025

**Notes to the consolidate interim financial statements (continue)****20b. Shares**

	31/12/2025	01/01/2025
	Share	Share
Number of shares registered for issuance	120,218,540	120,218,540
Number of shares issued to the public	120,218,540	120,218,540
- Ordinary shares	120,218,540	120,218,540
- Preference shares	-	-
Number of shares repurchased	-	-
- Ordinary shares	-	-
- Preference shares	-	-
Number of outstanding shares in circulation	120,218,540	120,218,540
- Ordinary shares	120,218,540	120,218,540
- Preference shares	-	-

An ordinary share has par value of 10,000 VND/share.

**VI. SUPPLEMENTARY INFORMATION TO ITEMS DISCLOSED IN THE SEPARATE STATEMENT OF INCOME****1. Revenue from goods sold and services rendered**

	From 01/10/2025 to 31/12/2025	From 01/10/2024 to 31/12/2024
	VND	VND
Revenue from sale of goods	136,440,085,092	101,050,614,656
Revenue from manufacturing and construction services	23,986,650,544	19,722,712,177
Revenue from rental assets	600,000,000	600,000,000
Other revenues	10,990,000	-
<b>Total</b>	<b>161,037,725,636</b>	<b>121,373,326,833</b>

**2. Cost of goods sold and services rendered**

	From 01/10/2025 to 31/12/2025	From 01/10/2024 to 31/12/2024
	VND	VND
Cost of finished goods sold	124,918,195,368	116,200,710,554
Cost of manufacturing and construction services	21,019,266,063	18,666,079,805
Cost of rental assets	410,286,732	410,286,732
Other costs	10,370,000	-
Reversal of provision for inventory devaluation	-	(41,973,194,946)
<b>Total</b>	<b>146,358,118,163</b>	<b>93,303,882,145</b>

**3. Financial income**

	From 01/10/2025 to 31/12/2025	From 01/10/2024 to 31/12/2024
	VND	VND
Interest on deposits and loans	85,572,249	177,218,547
<b>Total</b>	<b>85,572,249</b>	<b>177,218,547</b>

**MBG GROUP JOINT STOCK COMPANY**

Address: No.9, Alley 61/4, Lac Trung Street, Vinh Tuy Ward, Hanoi City, Vietnam

**CONSOLIDATE INTERIM FINANCIAL STATEMENTS**

For the fourth-quarter ended 31 December 2025

**Notes to the consolidate interim financial statements (continue)****4. Financial expenses**

	From 01/10/2025 to 31/12/2025	From 01/10/2024 to 31/12/2024
	VND	VND
Other	1,904,675,735	983,864,019
<b>Total</b>	<b>1,904,675,735</b>	<b>983,864,019</b>

**5. Selling expenses**

	From 01/10/2025 to 31/12/2025	From 01/10/2024 to 31/12/2024
	VND	VND
Staff costs	25,903,371	-
Other	83,030,000	-
<b>Total</b>	<b>108,933,371</b>	<b>-</b>

**6. General and administration expenses**

	From 01/10/2025 to 31/12/2025	From 01/10/2024 to 31/12/2024
	VND	VND
Staff cost	591,441,419	1,013,454,105
Expenses of office requisites	75,146,015	843,834,667
Depreciation expenses of fixed assets	476,572,302	615,781,070
Taxes, fees, charges	-	735,544
Reversal of provision for doubtful debts	1,135,445,713	5,651,775,650
Setting up provisions for bad debts	456,348,280	805,742,816
Outside service expenses	61,115,755	-
Distribution of trade advantages	1,361,375,189	-
<b>Total</b>	<b>4,157,444,673</b>	<b>8,931,323,852</b>

**7. Other income**

	From 01/10/2025 to 31/12/2025	From 01/10/2024 to 31/12/2024
	VND	VND
Penalties received	-	240,000,000
Other	6,976	41,519
<b>Total</b>	<b>6,976</b>	<b>240,041,519</b>

**8. Other expenses**

	From 01/10/2025 to 31/12/2025	From 01/10/2024 to 31/12/2024
	VND	VND
Penalties tax, Collect Taxes Arrears	-	65,032,422
Others	3,899,915	-
<b>Total</b>	<b>3,899,915</b>	<b>65,032,422</b>



**MBG GROUP JOINT STOCK COMPANY**

Address: No.9, Alley 61/4, Lac Trung Street, Vinh Tuy Ward, Hanoi City, Vietnam

**CONSOLIDATE INTERIM FINANCIAL STATEMENTS**

For the fourth-quarter ended 31 December 2025

**Notes to the consolidate interim financial statements (continue)****9. Earnings per share****9a. Basic earnings per share and Diluted earnings per share**

	From 01/10/2025 to 31/12/2025	From 01/10/2024 to 31/12/2024
	VND	VND
Accounting profit after corporate income tax of the parent company's shareholders	8,820,372,862	19,859,063,251
Appropriation to bonus and welfare funds	-	-
Basic/diluted earnings per share	8,820,372,862	19,859,063,251
Weighted average number of common shares outstanding during the period	120,218,540	120,218,540
Basic/diluted earnings per share	<b>73</b>	<b>165</b>

**9b. Other information**

There have been no transactions of common shares or potential common shares between the reporting period and the date of issuance of these interim consolidated financial statements.

**10. Production cost by nature**

	From 01/10/2025 to 31/12/2025	From 01/10/2024 to 31/12/2024
	VND	VND
Raw materials and consumables	25,142,564,881	5,967,435,378
Labour	895,558,138	944,010,000
Depreciation and amortisation	3,533,589,378	615,781,070
Provision for expenses/Reversal of provisions	1,135,445,713	14,183,556,445
Outside service expenses	5,947,212,453	805,742,816
Other expenses	375,069,036	-
<b>Total</b>	<b>37,029,439,599</b>	<b>22,516,525,709</b>

**VII. OTHER INFORMATION****1. Significant transactions with related parties**

Related parties	Relationship
- Vcado Global joint stock company	Associate
- MBG Lac Sanh Phu Yen joint stock company	Associate/ legal representative is Mr Pham Huy Thanh
- PJACA Phu Yen joint stock company	Associate/ legal representative is member of the Board of Directors which is wife of Mr Pham Huy Thanh legal representative of MBG
- Mien Trung Industry joint stock company	Associate/ legal representative is Mr Pham Huy Thanh
- Quoc Bao Van Ninh joint stock company	Associate/ legal representative is Mr Pham Huy Thanh
- Mr Pham Huy Thanh	Chairman of the Board of Directors - legal representative of the Company
- Ms Dang Thi Tien	Mother-in-law of Mr Pham Huy Thanh - Chairman of the Board of Directors - legal

**MBG GROUP JOINT STOCK COMPANY**

Address: No.9, Alley 61/4, Lac Trung Street, Vinh Tuy Ward, Hanoi City, Vietnam

**CONSOLIDATE INTERIM FINANCIAL STATEMENTS**

For the fourth-quarter ended 31 December 2025

**Notes to the consolidate interim financial statements (continue)**

representative of the Company

- Ms Dang Thi Tuyet Lan      Wife of Mr Pham Huy Thanh – Member of  
Chairman of the Board of Directors – Vice of  
General

**Closing balance with related parties**

Related parties	Close balance	31/12/2025 VND	01/01/2025 VND
PJACA Phu Yen joint stock company	Receivables of customer	11,900,613,569	2,851,402,270
Cong nghiep Mien Trung joint stock company	Receivables of customer	-	5,247,669,895
MBG Lac Sanh Phu Yen joint stock company	Short-term of other Receivables	7,528,176,560	9,352,431,551

**Related party transactions**

Related parties	Nature of transaction	From 01/10/2025 to 31/12/2025 VND	From 01/01/2025 to 30/12/2025 VND	From 01/10/2024 to 31/12/2024 VND	From 01/01/2024 to 31/12/2024 VND
Mr Pham Huy Thanh	Accounts receivable from customers	60,000,000	240,000,000	60,000,000	240,000,000
Ms Dang Thi Tien	Accounts receivable from customers	-	40,000,000	24,900,000	99,600,000
MBG Lac Sanh Phu Yen joint stock company	Accounts receivable from customers	2,340,000,000	5,191,402,270	6,990,000,000	19,790,000,000
PJACA Phu Yen joint stock company	Accounts receivable from customers	4,175,095,766	9,422,765,661	3,566,760,949	3,566,760,949
Cong nghiep Mien Trung joint stock company	Accounts receivable from customers	660,000,000	2,640,000,000	660,000,000	2,640,000,000
MBG Lac Sanh Phu Yen joint stock company	Purchase services	6,520,000,000	15,872,431,551	-	-

**Income of the Board of Directors, Board of Management and Board of Supervisors**

	From 01/10/2025 to 31/12/2025 VND	From 01/01/2025 to 31/12/2025 VND	From 01/10/2024 to 31/12/2024 VND	From 01/01/2024 to 31/12/2024 VND
<b>Income of the Board of Directors</b>	<b>30,000,000</b>	<b>116,000,000</b>	<b>36,000,000</b>	<b>120,000,000</b>
Pham Huy Thanh	12,000,000	48,000,000	12,000,000	48,000,000
Dang Thi Tuyet Lan	6,000,000	24,000,000	6,000,000	24,000,000
Vuong Bao Yen	-	4,000,000	6,000,000	24,000,000
Hoang Thi Ba	6,000,000	16,000,000	-	-
Duong Quang Dong	6,000,000	24,000,000	6,000,000	24,000,000
<b>Income of the Board of</b>	<b>12,000,000</b>	<b>34,000,000</b>	<b>12,000,000</b>	<b>48,000,000</b>



**MBG GROUP JOINT STOCK COMPANY**

Address: No.9, Alley 61/4, Lac Trung Street, Vinh Tuy Ward, Hanoi City, Vietnam

**CONSOLIDATE INTERIM FINANCIAL STATEMENTS**

For the fourth-quarter ended 31 December 2025

**Notes to the consolidate interim financial statements (continue)****Supervisors**

Pham Tuyet Nhung	6,000,000	18,000,000	6,000,000	24,000,000
Nguyen Thi Hanh	3,000,000	9,000,000	3,000,000	12,000,000
Nguyen Thi Quynh	-	2,000,000	3,000,000	12,000,000
Pham Thi Nga	3,000,000	8,000,000	-	-
<b>Income of the Board of Management</b>	<b>72,419,538</b>	<b>280,197,468</b>	<b>84,167,769</b>	<b>357,324,384</b>
Dang Thi Tuyet Lan	48,073,538	183,817,499	52,847,538	215,585,076
Duong Quang Dong	24,346,000	96,379,969	31,320,231	141,739,308
<b>Total</b>	<b>114,419,538</b>	<b>442,197,468</b>	<b>126,167,769</b>	<b>525,324,384</b>

**2. Segment information**

According to the Accounting Standard No, 28 and the Circular guiding this Standard, the Company needs to prepare segment reports, Accordingly, a segment is a distinguishable component of an enterprise that is engaged in providing products or services within a particular economic environment and that is subject to risks and returns that are different from those of components operating in other economic environments

The 2025 accounting period is a domestic operating unit, Therefore, the Company does not present segment reports by geographical area,

# **MBG GROUP JOINT STOCK COMPANY**

Address: No.9, Alley 61/4, Lac Trung Street, Vinh Tuy Ward, Hanoi City, Vietnam

## **CONSOLIDATE INTERIM FINANCIAL STATEMENTS**

For the fourth-quarter ended 31 December 2025

Notes to the consolidate interim financial statements (continue)

### **Business Segment Reporting**

Items	Sale of goods	Construction	Asset leases	Others	Reported segments	Exclusions	Total
<b>BUSINESS RESULT</b>							
Revenue from sale of goods	136,440,085,092	23,986,650,544	600,000,000	10,990,000	161,037,725,636	-	161,037,725,636
Revenue from sale of goods to segment	-	-	-	-	-	-	-
Depreciated and amortisation expenses	127,264,750,334	22,373,594,173	559,651,148	10,250,944	150,208,246,599	-	150,208,246,599
Profits from operating activities	9,175,334,758	1,613,056,371	40,348,852	739,056	10,829,479,037	-	10,829,479,037
<b>ASSETS</b>							
Asset of segment	895,015,155,378	157,346,836,519	3,935,860,146	72,091,838	1,056,369,943,881	-	1,056,369,943,881
Asset do not depreciated and amortisation	-	-	-	-	394,379,748,449	-	394,379,748,449
Total assets	-	-	-	-	1,450,749,692,330	-	1,450,749,692,330
<b>LIABILITIES</b>							
Liabilities of segment	116,937,869,108	20,558,091,852	514,238,330	9,419,132	138,019,618,422	-	138,019,618,422
Asset do not depreciated and amortisation	-	-	-	-	2,414,619,466	-	2,414,619,466
Total Liabilities	-	-	-	-	140,434,237,888	-	140,434,237,888



## **MBG GROUP JOINT STOCK COMPANY**

Address: No.9, Alley 61/4, Lac Trung Street, Vinh Tuy Ward, Hanoi City, Vietnam

### **CONSOLIDATE INTERIM FINANCIAL STATEMENTS**

For the fourth-quarter ended 31 December 2025

#### **Notes to the consolidate interim financial statements (continue)**

---

### **3. Financial instruments**

On November 6, 2009, the Ministry of Finance issued Circular No, 210/2009/TT-BTC guiding the application of International Accounting Standards on the presentation of financial statements and disclosures for financial instruments ("Circular 210"), effective for financial statements from 2011 onwards, However, Circular 210 does not provide equivalent guidance for the evaluation and recognition of financial instruments including the application of fair value in accordance with International Accounting Standards and International Financial Reporting Standards, The Company's assets and liabilities are still recorded and accounted for in accordance with the current provisions of Vietnamese Accounting Standards and the Vietnamese Accounting System,

#### **3.1 Financial Risk Management**

The Company's financial liabilities mainly consist of loans, trade payables and other short-term payables, The main purpose of these financial liabilities is to mobilize financial resources to serve the Company's operations, The Company also has financial assets such as cash and cash equivalents, trade receivables and other receivables arising directly from the Company's operations, The Company does not hold or issue derivative financial instruments,

The material risks arising from the Company's financial instruments are market risk, credit risk and liquidity risk,

Risk management is an indispensable function for the entire business operations of the Company, The Company has established a control system to ensure a reasonable balance between the cost of risks incurred and the cost of risk management, The Board of Directors continuously monitors the Company's risk management process to ensure a reasonable balance between risks and controls, risks, the Board of Directors reviews and agrees to apply management policies for the above risks as follows:

#### **Market Risk**

Market risk is the risk that the fair value of future cash flows of a financial instrument will fluctuate because of changes in market prices, Market prices have four types of risks: interest rate risk, currency risk, commodity price risk and other price risk, Financial instruments affected by market risk include cash, trade receivables, trade payables and other payables,

#### *Interest Rate Risk*

Interest rate risk is the risk that the fair value or future cash flows of a financial instrument will fluctuate because of changes in market interest rates, The Company's market risk from changes in interest rates relates primarily to the Company's long-term debt obligations with floating interest rates,

The Company has no interest rate risk during the year because the Company's borrowings have fixed interest rates,

#### *Commodity price risk*

The Company does not have significant commodity price risk, The Company manages commodity price risk by closely monitoring relevant information and situations of the commodity market and through suppliers to manage the timing of purchases, production plans and inventory levels appropriately,

The Company has not used derivative financial instruments to hedge commodity price risks,

#### **Credit risk**

Credit risk is the risk that a party to a financial instrument or customer contract will not meet its obligations, leading to a financial loss, The Company is exposed to credit risk from its operating activities (primarily trade receivables) and from its financing activities, including bank deposits,

#### *Trade and other receivables*



**MBG GROUP JOINT STOCK COMPANY**

Address: No.9, Alley 61/4, Lac Trung Street, Vinh Tuy Ward, Hanoi City, Vietnam

**CONSOLIDATE INTERIM FINANCIAL STATEMENTS**

For the fourth-quarter ended 31 December 2025

**Notes to the consolidate interim financial statements (continue)**

The Company manages credit risk by regularly monitoring outstanding receivables and seeking to maintain close control over outstanding receivables at the reporting date,

*Bank deposits*

The Company mainly maintains deposit balances with well-known banks in Vietnam, Credit risk for deposit balances with banks is managed by the Company's treasury department in accordance with the Company's policy, The Company's maximum credit risk for items in the balance sheet at each financial reporting period is the carrying amount as presented in Note 3, The Company considers that the concentration of credit risk for bank deposits is low.

**Liquidity risk**

Liquidity risk is the risk that the Company will have difficulty in fulfilling its financial obligations due to lack of capital, The Company's liquidity risk arises mainly from the fact that financial assets and financial liabilities have different maturities,

The Company manages liquidity risk by maintaining a level of cash and cash equivalents and bank loans at a level that the Board of Directors considers adequate to meet the Company's operations and to minimize the impact of fluctuations in cash flows,

The table below summarizes the maturity of the Company's financial liabilities based on expected contractual payments on a discounted basis as follows:

<b>31/12/2025</b>	<b>Under 1 year</b>	<b>From 1 to 5 year</b>	<b>Over 5 years</b>	<b>Total</b>
Short – term borrowing	118,091,000,000	-	-	118,091,000,000
Long-term borrowing	-	-	-	-
Short-term trade payables	16,209,239,814	-	-	16,209,239,814
Other short-term payables	499,214,453	-	-	499,214,453
<b>Total</b>	<b>134,799,454,267</b>	<b>-</b>	<b>-</b>	<b>134,799,454,267</b>

<b>01/01/2025</b>	<b>Under 1 year</b>	<b>From 1 to 5 year</b>	<b>Over 5 years</b>	<b>Total</b>
Short – term borrowing	76,008,726,420	-	-	76,008,726,420
Long-term borrowing	-	-	-	-
Short-term trade payables	7,731,023,614	-	-	7,731,023,614
Other short-term payables	480,222,653	-	-	480,222,653
<b>Total</b>	<b>84,219,972,687</b>	<b>-</b>	<b>-</b>	<b>84,219,972,687</b>



**MBG GROUP JOINT STOCK COMPANY**

Address: No.9, Alley 61/4, Lac Trung Street, Vinh Tuy Ward, Hanoi City, Vietnam

**CONSOLIDATE INTERIM FINANCIAL STATEMENTS**

For the fourth-quarter ended 31 December 2025

**Notes to the consolidate interim financial statements (continue)****2.1. Financial assets and financial liabilities**

The table below presents the carrying value and fair value of the financial instruments presented in the Company's financial statements as follows:

Financial assets	31/12/2025		01/01/2025	
	Cost	Provision	Cost	Provision
Cash and cash equivalents	37,448,033,508	-	93,794,659,536	-
Accounts receivable from customers	464,680,995,895	(12,437,028,171)	331,432,370,806	(12,849,934,099)
Short-term loan receivables	6,800,000,000		6,000,000,000	
Other	844,283		91,958,824	
<b>Total</b>	<b>508,929,873,686</b>	<b>(12,437,028,171)</b>	<b>431,318,989,166</b>	<b>(12,849,934,099)</b>


	31/12/2025	01/01/2025
Trade payables	16,209,239,814	7,731,023,614
Loans and other liabilities	118,590,214,453	76,488,949,073
<b>Total</b>	<b>134,799,454,267</b>	<b>84,219,972,687</b>


The fair value of asset and financial liabilities is reflected at the amount at which the financial instrument could be converted in a current transaction between the parties, except in the event of a forced sale or liquidation,

The Company uses the following methods and assumptions to estimate fair value::

1. The fair value of cash and cash equivalents, trade receivables, trade payables and other short-term liabilities is equivalent to the carrying value of these items as a result of these instruments short term,
2. The fair value of listed securities and financial debt instruments is determined according to the market price at the reporting date,
3. Fair value of securities and financial investments whose fair value cannot be determined with certainty because there is no highly liquid market for securities and investments, This financial statement is presented at book value,
4. Bank loans and financial liabilities whose fair value cannot be determined with certainty because there is no liquid market for loans and financial liabilities This is presented at book value,

  
**Nguyen Thi Quyen**  
 Preparer

  
**Nguyen Thi Tuyet**  
 Chief accountant

  
**Pham Huy Thanh**  
 Chairman of the Board of Director



Hanoi, 28/01/2026