

Số/Ref: **2.6...**/Hanoi Re-THĐT  
V/v: Công bố thông tin  
On: Public information disclosure

Hà Nội, ngày 13 tháng 02 năm 2026  
Hanoi, February 13<sup>th</sup>, 2026

**CÔNG BỐ THÔNG TIN ĐỊNH KỲ BÁO CÁO TÀI CHÍNH**  
**PERIODIC DISCLOSURE OF FINANCIAL STATEMENTS**

**Kính gửi:** - ỦY BAN CHỨNG KHOÁN NHÀ NƯỚC (UBCKNN)  
STATE SECURITIES COMMISSION (SSC) -  
- SỞ GIAO DỊCH CHỨNG KHOÁN HÀ NỘI (HNX)  
HANOI STOCK EXCHANGE (HNX)

Thực hiện quy định tại khoản 1 Điều 10 Thông tư số 96/2020/TT-BTC ngày 16/11/2020 của Bộ Tài chính hướng dẫn công bố thông tin trên thị trường chứng khoán, Tổng công ty Cổ phần Tái bảo hiểm Hà Nội thực hiện công bố thông tin báo cáo tài chính (BCTC) năm 2025 đã được kiểm toán với Sở Giao dịch Chứng khoán Hà Nội như sau:

In accordance with the provisions of Clause 1, Article 10 of Circular No. 96/2020/TT-BTC dated 16/11/2020 of the Ministry of Finance guiding the disclosure of information on the stock market, Hanoi Reinsurance Joint Stock Corporation shall disclose the audited financial statements (FS) for the year of 2025 to the Hanoi Stock Exchange as follows:

**1. Tên tổ chức/ Company name:**

**TỔNG CÔNG TY CỔ PHẦN TÁI BẢO HIỂM HÀ NỘI / HANOI RE**

- Mã chứng khoán/ Stock code: PRE
- Địa chỉ trụ sở chính/ Address: Tầng 25, Tòa nhà PVI, Lô VP2, Khu nhà ở và công trình công cộng Yên Hòa, Phường Cầu Giấy, Thành phố Hà Nội, Việt Nam/ Floor 25, PVI Tower, Lot VP2, Yen Hoa Housing and Public Works Area, Cau Giay Ward, Hanoi City, Vietnam.
- Điện thoại: 024 3734 2828 Fax: 024 3734 2626
- Email: [contact@hanoire.com](mailto:contact@hanoire.com). Website: [www.hanoire.com](http://www.hanoire.com)

**2. Nội dung thông tin công bố/ Information disclosure content:**

- BCTC năm 2025 đã được kiểm toán/ Audited financial statements of 2025

☒ BCTC riêng (TCNY không có công ty con và đơn vị kế toán cấp trên có đơn vị trực thuộc);/ Separate financial statements (listed company has no subsidiaries and the higher accounting unit has affiliated accounting units);

☐ BCTC hợp nhất (TCNY có công ty con)/ Consolidated FS (listed company has subsidiaries);

☐ BCTC tổng hợp (TCNY có đơn vị kế toán trực thuộc tổ chức bộ máy kế toán riêng)/ Consolidated financial statements (listed company has affiliated accounting units with separate accounting departments).

- Các trường hợp thuộc diện phải giải trình nguyên nhân/ Cases requiring explanation of the reasons:

+ Tổ chức kiểm toán đưa ra ý kiến không phải là ý kiến chấp nhận toàn phần đối với BCTC (đối với BCTC được kiểm toán năm 2025)/ The audit firm gives an opinion that is not unqualified opinion for the financial statements (for the audited financial statements in 2025):

☐ Có/ Yes

☒ Không/ No

Văn bản giải trình trong trường hợp tích có/ Explanation in case of tick Yes:

☐ Có/ Yes

☒ Không/ No

+ Lợi nhuận sau thuế trong kỳ báo cáo có sự chênh lệch trước và sau kiểm toán từ 5% trở lên, chuyển từ lỗ sang lãi hoặc ngược lại (đối với BCTC được kiểm toán năm 2025)/ Profit after tax in the reporting period has a difference of 5% or more before and after audit, changing from loss to profit or vice versa (for audited financial statements in 2025):

☐ Có/ Yes

☒ Không/ No

Văn bản giải trình trong trường hợp tích có/ Explanation in case of tick Yes:

☐ Có/ Yes

☒ Không/ No

+ Lợi nhuận sau thuế thu nhập doanh nghiệp tại báo cáo kết quả kinh doanh của kỳ báo cáo thay đổi từ 10% trở lên so với báo cáo cùng kỳ năm trước/ Profit after corporate income tax in the business results report of the reporting period changes by 10% or more compared to the same period last year:

☒ Có/ Yes

☐ Không/ No

Văn bản giải trình trong trường hợp tích có/ Explanation in case of tick Yes:

☒ Có/ Yes

☐ Không/ No

Lợi nhuận sau thuế trong kỳ báo cáo bị lỗ, chuyển từ lãi ở báo cáo cùng kỳ năm trước sang lỗ ở kỳ này hoặc ngược lại/ Profit after tax in the reporting period is a loss, changing from profit in the same period last year to loss in this period or vice versa:

☐ Có/ Yes

☒ Không/ No

Văn bản giải trình trong trường hợp tích có/ Explanation in case of tick Yes:

☐ Có/ Yes

☒ Không/ No

Thông tin này đã được công bố trên trang thông tin điện tử của công ty vào ngày 13/02/2026 tại đường dẫn/ This information was published on the company's website on February 13, 2026 at the link: [www.hanoire.com](http://www.hanoire.com)

3. Báo cáo về các giao dịch có giá trị từ 35% tổng tài sản trở lên trong kỳ/ Report on transactions with a value of 35% or more of total assets during the period: Không có/ None.

Chúng tôi xin cam kết các thông tin công bố trên đây là đúng sự thật và hoàn toàn chịu trách nhiệm trước pháp luật về nội dung các thông tin công bố.

We hereby commit that the information published above is true and we are fully responsible before the law for the content of the published information.

Trân trọng!

Sincerely!

**Tài liệu đính kèm/ Attachment:**

- BCTC năm 2025 đã kiểm toán/Audited FS 2025;

**Nơi nhận/ Recipients:**

- Như trên/ As stated above;

- Lưu VT, TH-ĐT, 1/ Archived Admin, Operations & Investment Division, 1 copy

NGƯỜI ỦY QUYỀN CBTT  
PERSON IN CHARGE OF  
INFORMATION DISCLOSURE



TRƯỞNG BAN TỔNG HỢP - ĐẠI TỬ

*Nguyễn Minh Tâm*



Số: 27/Hanoi Re-THĐT  
V/v: Giải trình biến động LNST năm 2025 so  
với năm 2024/ Explanation of the Changes in  
Net Profit After Tax of FY2025 compared to  
FY2024

Hà Nội, ngày 13 tháng 2 năm 2026

Kính gửi: ỦY BAN CHỨNG KHOÁN NHÀ NƯỚC  
The State Securities Commission of Vietnam  
SỞ GIAO DỊCH CHỨNG KHOÁN HÀ NỘI (HNX)  
Hanoi Stock Exchange (HNX)


Tên công ty: Tổng công ty cổ phần Tái bảo hiểm Hà Nội (Hanoi Re)  
Company Name: Hanoi Reinsurance Corporation (Hanoi Re)

- Mã chứng khoán/ Stock Code: PRE
- Địa chỉ trụ sở chính/ Head Office Address:  
Tầng 25, Tòa nhà PVI, Lô VP2, Khu nhà ở và công trình công cộng Yên Hòa,  
Phường Cầu Giấy, Thành phố Hà Nội, Việt Nam  
25th Floor, PVI Tower, VP2 Lot, Yen Hoa Residential and Public Works Area, Cau  
Giay Ward, Hanoi, Vietnam
- Điện thoại/ Phone: 024 3734 2828 Fax: 024 3734 2626
- Người thực hiện công bố thông tin/ Information Disclosure Officer:  
**Nguyễn Minh Tâm** – Chức vụ/ Position: Trưởng Ban Tổng hợp – Đầu tư, Người phụ  
trách quản trị công ty/ Head of General Affairs and Investment Division, Corporate  
Governance Officer.

5. Nội dung công bố thông tin/ Content of Information Disclosure:  
Về chênh lệch lợi nhuận sau thuế trên Báo cáo kết quả kinh doanh năm 2025 so với năm  
2024. Tại Báo cáo tài chính đã kiểm toán của Tổng Công ty:/ Regarding the changes in  
net profit after tax on the Income Statement for FY2025 compared to FY2024, according  
to the audited financial statement of the Corporation:

- Lợi nhuận sau thuế năm 2025: 239.609.896.963 đồng./ Net profit after tax of  
FY2025: VND 239,609,896,963.
- Lợi nhuận sau thuế năm 2024: 191.789.603.369 đồng./ Net profit after tax for  
FY2024: VND 191,789,603,369.

Lợi nhuận sau thuế của Tổng Công ty trong năm 2025 tăng 25% so với năm 2024  
là do:/ The net profit after tax of the Corporation for FY2025 increased by 25%  
compared to FY2024 due to the following reasons:




- Lợi nhuận gộp hoạt động kinh doanh tái bảo hiểm trong năm đạt 121,21 tỷ đồng, tăng 54,73 tỷ đồng tương đương tăng 82% so với năm 2024./ The gross profit from reinsurance activities for the year amounted to VND 121.21 billion, increasing VND 54.73 billion, equivalent to a 82% increase compared to FY2024.
- Chi phí quản lý doanh nghiệp trong năm đạt 41,97 tỷ đồng, giảm 8,72 tỷ đồng tương đương giảm 17% so với năm 2024./ The administration expenses for the year amounted to VND 41.97 billion, decreasing VND 8.72 billion, equivalent to a 17% decrease compared to FY2024.

Chúng tôi xin cam kết các thông tin công bố trên đây là đúng sự thật và hoàn toàn chịu trách nhiệm trước pháp luật về nội dung thông tin công bố./ We hereby certify that the information disclosed above is truthful and we take full legal responsibility for the content of this disclosure.

**Nơi nhận/ Recipients:**

- Như trên/ As stated above;
- Lưu VT, TH-ĐT, 1/ The Office of Documentation, Operations & Investment Division, 1 copy

NGƯỜI ỦY QUYỀN CBTT   
PERSON IN CHARGE OF  
INFORMATION DISCLOSURE



TRƯỞNG BAN TỔNG HỢP - ĐẦU TƯ  
*Nguyễn Minh Tâm*

HANOI REINSURANCE JOINT STOCK CORPORATION



FINANCIAL STATEMENTS  
FOR THE YEAR ENDED 31 DECEMBER 2025



# HANOI REINSURANCE JOINT STOCK CORPORATION

## FINANCIAL STATEMENTS FOR THE YEAR ENDED 31 DECEMBER 2025

TABLE OF CONTENTS	PAGE
Corporate information	1
Report of the Board of Management	2
Independent auditor's report	3
Balance sheet (Form B 01 - DNPNT)	5
Income statement (Form B 02 - DNPNT)	7
Cash flow statement (Form B 03 - DNPNT)	10
Notes to the financial statements (Form B 09 - DNPNT)	11

## HANOI REINSURANCE JOINT STOCK CORPORATION

### CORPORATE INFORMATION

<b>Establishment and Operation Licence</b>	No. 66GP/KDBH dated 20 July 2011 issued by the Ministry of Finance. The Establishment and Operation Licence has been amended several times and the latest amendment No. 86/GPDC5/KDBH was issued on 3 August 2023.	
<b>Board of Directors</b>	Mr. Phung Tuan Kien Mr. Duong Thanh Danh Francois Mr. Trinh Van Luong Mr. Nguyen Phuc Anh Mr. Tran Duy Cuong	Chairperson Deputy Chairperson Independent Member Member Member
<b>Audit Committee</b>	Mr. Trinh Van Luong Mr. Tran Duy Cuong	Chairperson Member
<b>Board of Management</b>	Mr. Trinh Anh Tuan Ms. Le Thi Thuy Mr. Nguyen Hong Long Mr. Nguyen Anh Hung Mr. Ngo Thanh Hai	Chief Executive Officer Deputy Chief Executive Officer Deputy Chief Executive Officer Deputy Chief Executive Officer Chief Accountant
<b>Legal Representative</b>	Mr. Phung Tuan Kien Mr. Trinh Anh Tuan	Chairperson Chief Executive Officer
<b>Registered Office</b>	25th Floor, PVI Tower, No. 1 Pham Van Bach, Cau Giay Ward Hanoi, Vietnam	
<b>Auditor</b>	PwC (Viet Nam) Limited	



## HANOI REINSURANCE JOINT STOCK CORPORATION

### REPORT OF THE BOARD OF MANAGEMENT

#### Statement of Responsibility of the Board of Management of the Corporation in respect of the Financial Statements

The Board of Management of Hanoi Reinsurance Joint Stock Corporation ("the Corporation") is responsible for preparing financial statements which give a true and fair view of the financial position of the Corporation as at 31 December 2025, and of its financial performance and its cash flows for the year then ended. In preparing these financial statements, the Board of Management is required to:

- select suitable accounting policies and then apply them consistently;
- make judgements and estimates that are reasonable and prudent; and
- prepare the financial statements on a going concern basis unless it is inappropriate to presume that the Corporation will continue in business.

The Board of Management is responsible for ensuring that proper accounting records are kept which disclose, with reasonable accuracy at any time, the financial position of the Corporation and which enable financial statements to be prepared which comply with the basis of accounting set out in Note 2 to the financial statements. The Board of Management is also responsible for safeguarding the assets of the Corporation and hence for taking reasonable steps for the prevention and detection of fraud or error.

#### Approval of the Financial Statements

We hereby, approve the accompanying financial statements as set out on pages 5 to 52 which give a true and fair view of the financial position of the Corporation as at 31 December 2025, and of its financial performance and its cash flows for the year then ended, in accordance with Vietnamese Accounting Standards, the Vietnamese Corporate Accounting System and applicable regulations on the preparation and presentation of financial statements of reinsurance companies established and operating in compliance with the laws of Vietnam.

On behalf of the Board of Management



Trình Anh Tuan  
Chief Executive Officer

Hanoi, SR Vietnam  
12 February 2026



## **INDEPENDENT AUDITOR'S REPORT TO SHAREHOLDERS OF HANOI REINSURANCE JOINT STOCK CORPORATION**

We have audited the accompanying financial statements of Hanoi Reinsurance Joint Stock Corporation ("the Corporation") which were prepared on 31 December 2025 and approved by the Board of Management of the Corporation on 12 February 2026. The financial statements comprise the balance sheet as at 31 December 2025, the income statement, the cash flow statement for the year then ended, and explanatory notes to the financial statements including significant accounting policies, as set out on pages 5 to 52.

### **The Board of Management's Responsibility**

The Board of Management of the Corporation is responsible for the preparation and the true and fair presentation of these financial statements of the Corporation in accordance with Vietnamese Accounting Standards, the Vietnamese Corporate Accounting System and applicable regulations on the preparation and presentation of financial statements applicable to reinsurance companies established and operating in compliance with the laws of Vietnam, and for such internal control which the Board of Management determines is necessary to enable the preparation and presentation of financial statements that are free from material misstatement, whether due to fraud or error.

### **Auditor's Responsibility**

Our responsibility is to express an opinion on the financial statements based on our audit. We conducted our audit in accordance with Vietnamese Standards on Auditing. Those standards require that we comply with ethical standards and requirements and plan and perform the audit in order to obtain reasonable assurance as to whether the financial statements of the Corporation are free from material misstatement.

An audit involves performing procedures to obtain audit evidence about the amounts and disclosures in the financial statements. The procedures selected depend on the auditor's judgment, including an assessment of the risks of material misstatement of the financial statements, whether due to fraud or error. In making those risk assessments, the auditor considers internal control relevant to the Corporation's preparation and true and fair presentation of the financial statements in order to design audit procedures that are appropriate in the circumstances, but not for the purpose of expressing an opinion on the effectiveness of the Corporation's internal control. An audit also includes evaluating the appropriateness of accounting policies used and the reasonableness of accounting estimates made by the Board of Management, as well as evaluating the overall presentation of the financial statements.

We believe that the audit evidence we have obtained is sufficient and appropriate to provide a basis for our audit opinion.

### Auditor's Opinion

In our opinion, the financial statements present fairly, in all material respects, the financial position of the Corporation as at 31 December 2025, its financial performance and its cash flows for the year then ended in accordance with Vietnamese Accounting Standards, the Vietnamese Corporate Accounting System and applicable regulations on the preparation and presentation of financial statements applicable to reinsurance companies established and operating in compliance with the laws of Vietnam.

### Other Matters

The financial statements of the Corporation for the year ended 31 December 2024 were audited by another audit company whose report dated 20 February 2025 expressed an unqualified audit opinion.

The independent auditor's report is prepared in Vietnamese and English. Should there be any conflict between the Vietnamese and English versions, the Vietnamese version shall take precedence.

For and on behalf of PwC (Vietnam) Limited



---

Do Duc Hau  
Audit Practising Licence  
No. 2591-2023-006-1  
Authorised signatory

Report reference number: HAN 4234  
Ho Chi Minh City, 13 February 2026



---

Dang Thai Son  
Audit Practising Licence  
No. 4668-2023-006-1



## HANOI REINSURANCE JOINT STOCK CORPORATION

Form B 01 - DNPNT

## BALANCE SHEET

Code	ASSETS	Note	As at 31 December	
			2025 VND	2024 VND (Restated - Note 32)
<b>100</b>	<b>CURRENT ASSETS</b> <b>(100=110+120+130+150+190)</b>		<b>5,842,280,699,484</b>	<b>5,401,702,409,075</b>
<b>110</b>	<b>Cash and cash equivalents</b>	<b>3</b>	<b>37,454,513,605</b>	<b>8,678,819,224</b>
111	Cash		37,454,513,605	8,678,819,224
<b>120</b>	<b>Short-term investments</b>		<b>2,388,843,775,360</b>	<b>1,911,959,000,000</b>
121	Investments held to maturity	4(a)	2,388,843,775,360	1,911,959,000,000
<b>130</b>	<b>Short-term receivables</b>		<b>776,758,255,583</b>	<b>669,330,420,903</b>
131	Short-term trade accounts receivable		779,091,602,646	670,312,225,805
131.1	Insurance receivables	5(a)	662,674,213,095	533,044,778,420
131.2	Other trade accounts receivable	5(b)	116,417,389,551	137,267,447,385
135	Other short-term receivables		954,092,855	1,235,322,348
139	Short-term provision for doubtful debts	6	(3,287,439,918)	(2,217,127,250)
<b>150</b>	<b>Other current assets</b>		<b>413,221,900,728</b>	<b>377,336,009,725</b>
151	Short-term prepaid expenses	7(a)	412,890,861,053	377,127,901,768
151.1	Deferred commission expenses		412,699,022,866	376,802,919,886
151.2	Other short-term prepaid expenses		191,838,187	324,981,882
154	Tax and other receivables from the State	11(a)	331,039,675	208,107,957
<b>190</b>	<b>Reinsurance assets</b>		<b>2,226,002,254,208</b>	<b>2,434,398,159,223</b>
191	Unearned reinsurance premiums			
	ceded reserves	14(a)	752,357,097,476	612,762,726,482
192	Reinsurance claims recovery reserves	14(a)	1,473,645,156,732	1,821,635,432,741
<b>200</b>	<b>LONG-TERM ASSETS</b> <b>(200=210+220+250+260)</b>		<b>1,619,244,030,978</b>	<b>1,300,605,058,930</b>
<b>210</b>	<b>Long-term receivables</b>		<b>10,000,000,000</b>	<b>10,000,000,000</b>
218	Other long-term receivables		10,000,000,000	10,000,000,000
218.1	Insurance deposits	2.9	10,000,000,000	10,000,000,000
<b>220</b>	<b>Fixed assets</b>		<b>1,754,833,319</b>	<b>2,500,088,629</b>
221	Tangible fixed assets	8(a)	1,583,086,622	2,131,632,133
222	Historical cost		10,264,345,093	10,059,665,693
223	Accumulated depreciation		(8,681,258,471)	(7,928,033,560)
227	Intangible fixed assets	8(b)	171,746,697	368,456,496
228	Historical cost		25,294,520,000	25,199,795,000
229	Accumulated amortisation		(25,122,773,303)	(24,831,338,504)
<b>250</b>	<b>Long-term investments</b>		<b>1,581,771,120,420</b>	<b>1,260,863,272,810</b>
258	Other long-term investments	4(b)	1,581,771,120,420	1,260,863,272,810
<b>260</b>	<b>Other long-term assets</b>		<b>25,718,077,239</b>	<b>27,241,697,491</b>
261	Long-term prepaid expenses	7(b)	25,718,077,239	27,241,697,491
<b>270</b>	<b>TOTAL ASSETS (270=100+200)</b>		<b>7,461,524,730,462</b>	<b>6,702,307,468,005</b>

The notes on pages 11 to 52 are an integral part of these financial statements.



# HANOI REINSURANCE JOINT STOCK CORPORATION

Form B 01 - DNPNT

## BALANCE SHEET (CONTINUED)


Code	RESOURCES	Note	As at 31 December	
			2025 VND	2024 VND (Restated - Note 32)
<b>300</b>	<b>LIABILITIES (300 = 310)</b>		<b>5,794,805,806,700</b>	<b>5,091,050,077,227</b>
<b>310</b>	<b>Short-term liabilities</b>		<b>5,794,805,806,700</b>	<b>5,091,050,077,227</b>
311	Short-term borrowings	9	242,003,809,155	-
312	Short-term trade accounts payable	10	889,022,668,755	804,756,355,933
312.1	Insurance payables		849,077,221,762	764,338,002,997
312.2	Other trade accounts payable		39,945,446,993	40,418,352,936
314	Tax and other payables to the State	11(b)	19,714,943,690	18,415,501,824
315	Payables to employees	12	40,637,414,905	4,327,680,231
319	Other short-term payables		7,927,379,544	11,393,800,239
319.1	Unearned commission income	13	146,731,645,845	102,430,367,580
323	Bonus and welfare fund		7,305,796,511	7,376,682,235
329	Technical reserves		4,441,462,148,295	4,142,349,689,185
329.1	Gross unearned inward reinsurance premium reserves	14(a)	1,615,925,818,188	1,284,655,328,997
329.2	Gross inward reinsurance claims reserves	14(a)	2,632,217,420,534	2,712,757,839,149
329.3	Catastrophe and equalisation reserves	14(b)	193,318,909,573	144,936,521,039
<b>400</b>	<b>OWNER'S EQUITY (400 = 410)</b>		<b>1,666,718,923,762</b>	<b>1,611,257,390,778</b>
<b>410</b>	<b>Owner's equity</b>		<b>1,666,718,923,762</b>	<b>1,611,257,390,778</b>
411	Owner's capital	15, 16	1,044,000,000,000	1,044,000,000,000
411a	- Ordinary shares with voting rights		1,044,000,000,000	1,044,000,000,000
412	Share premium	16	329,328,334,779	329,328,334,779
419	Compulsory reserve	16	93,426,587,527	81,446,092,679
421	Undistributed earnings	16	199,964,001,456	156,482,963,320
421a	- Undistributed post-tax profits of previous years		102,834,599,341	94,342,840,119
421b	- Post-tax profits of current year		97,129,402,115	62,140,123,201
<b>440</b>	<b>TOTAL RESOURCES (440 = 300+400)</b>		<b>7,461,524,730,462</b>	<b>6,702,307,468,005</b>

Code	OFF BALANCE SHEET ITEMS	Currency	As at 31 December	
			2025	2024
<b>1.</b>	<b>Foreign currencies:</b>			
	USD	USD	529,098.04	85,402.82
	EUR	EUR	38,519.86	3,859.73

  
Tran Quoc Cuong  
Preparer

  
Ngo Thanh Hai  
Chief Accountant



  
Trinh Anh Tuan  
Chief Executive Officer  
12 February 2026

The notes on pages 11 to 52 are an integral part of these financial statements.

HANOI REINSURANCE JOINT STOCK CORPORATION

Form B 02 - DNPNT

INCOME STATEMENT

PART I – COMPREHENSIVE INCOME STATEMENT

Code	Note	Year ended 31 December	
		2025	2024
		VND	VND (Restated - Note 32)
10	Net income from insurance business	1,708,760,613,065	1,361,565,571,866
12	Financial income	23	295,806,379,687
20	Total insurance expenses	1,587,545,633,819	1,295,082,616,892
22	Financial expenses	24	73,072,719,827
23	General and administrative expenses	25	41,969,929,409
24	Other expenses	544,421,274	570,529,080
<b>50</b>	<b>Accounting profit before tax (50=10+12-20-22-23-24)</b>	<b>301,434,288,423</b>	<b>241,894,396,426</b>
51	Current income tax ("CIT") - current	27	61,824,391,460
<b>60</b>	<b>Profit after tax (60=50-51)</b>	<b>239,609,896,963</b>	<b>191,789,603,369</b>
<b>70</b>	<b>Earnings per share</b>	<b>17</b>	<b>2,215</b>
			<b>1,773</b>

Tran Quoc Cuong  
Preparer

Ngo Thanh Hai  
Chief Accountant

Trinh Anh Tuan  
Chief Executive Officer  
12 February 2026



The notes on pages 11 to 52 are an integral part of these financial statements.

## INCOME STATEMENT (CONTINUED)

## PART II – INCOME STATEMENT BY ACTIVITIES

Code		Note	Year ended 31 December	
			2025 VND	2024 VND (Restated – Note 32)
01	Insurance premiums income (01=01.2-01.3)	18	2,775,761,357,242	2,431,835,154,282
01.2	Inward reinsurance premiums		3,107,031,846,433	2,483,361,109,772
01.3	Increase in unearned premium reserves for inward reinsurance	14(a)	331,270,489,191	51,525,955,490
02	Premiums ceded (02=02.1-02.2)	19	1,354,691,190,967	1,329,542,904,114
02.1	Gross premiums ceded		1,494,285,561,961	1,248,145,108,003
02.2	Increase/(decrease) in unearned reinsurance premiums ceded reserves	14(a)	139,594,370,994	(81,397,796,111)
03	Net insurance premiums income (03=01-02)		1,421,070,166,275	1,102,292,250,168
04	Commission income and other insurance income (04=04.1+04.2)	20	287,690,446,790	259,273,321,698
04.1	Commission income on premiums ceded		251,526,902,697	226,896,165,168
04.2	Other insurance income		36,163,544,093	32,377,156,530
10	Net income from insurance business (10=03+04)		1,708,760,613,065	1,361,565,571,866
11	Claim expenses (11=11.1)	21	1,135,391,018,138	833,493,927,602
11.1	Gross claim expenses		1,135,391,018,138	833,493,927,602
12	Claims recovered from reinsurers	21	718,053,437,686	526,928,174,946
13	(Decrease)/increase in inward claims reserves	14(a)	(80,540,418,615)	623,564,229,319
14	(Decrease)/increase in reinsurance claims recovery reserves	14(a)	(347,990,276,009)	349,414,922,552
15	Total claim expenses (15=11-12+13-14)		684,787,437,846	580,715,059,423
16	Increase/(decrease) in catastrophe and equalisation reserves	14(b)	48,382,388,534	(47,943,519,947)

The notes on pages 11 to 52 are an integral part of these financial statements.



## INCOME STATEMENT (CONTINUED)

## PART II – INCOME STATEMENT BY ACTIVITIES (CONTINUED)

Code	Note	Year ended 31 December	
		2025 VND	2024 VND (Restated – Note 32)
17	Other insurance expenses (17=17.1+17.2)	854,375,807,439	762,311,077,416
17.1	Commission expenses	749,048,231,864	651,116,051,246
17.2	Other insurance expenses	105,327,575,575	111,195,026,170
18	Total insurance expenses (18=15+16+17)	1,587,545,633,819	1,295,082,616,892
19	Gross insurance profit (19=10-18)	121,214,979,246	66,482,954,974
23	Financial income	295,806,379,687	274,712,940,672
24	Financial expenses	73,072,719,827	48,037,207,582
25	Gross financial profit (25=23-24)	222,733,659,860	226,675,733,090
26	General and administrative expenses	41,969,929,409	50,693,762,558
30	Gross operating profit (30=19+25-26)	301,978,709,697	242,464,925,506
32	Other expenses	544,421,274	570,529,080
40	Net other expenses (40=-32)	(544,421,274)	(570,529,080)
50	Accounting profit before tax (50=30+40)	301,434,288,423	241,894,396,426
51	Current income tax ("CIT") - current	61,824,391,460	50,104,793,057
60	Profit after tax (60=50-51)	239,609,896,963	191,789,603,369
70	Earnings per share	2.215	1,773

Tran Quoc Cuong  
Preparer

Ngo Thanh Hai  
Chief Accountant



Trinh Anh Tuan  
Chief Executive Officer  
12 February 2026

The notes on pages 11 to 52 are an integral part of these financial statements.



CASH FLOW STATEMENT  
(Direct method)

		Year ended 31 December	
Code	Note	2025 VND	2024 VND
<b>CASH FLOWS FROM OPERATING ACTIVITIES</b>			
01	Proceeds from reinsurance activities	1,971,511,714,990	1,665,774,092,805
02	Cash paid for reinsurance activities	(1,298,305,357,889)	(1,122,912,635,559)
03	Cash paid to employees	(45,099,047,839)	(56,170,906,499)
04	Interest paid	(10,247,708,096)	(6,509,111,857)
05	CIT paid	(55,810,357,055)	(54,664,131,341)
06	Cash received from other operating activities	8,940,062,784	4,499,740,671
07	Cash paid for other operating activities	(90,324,623,159)	(95,656,574,833)
20	<b>Net cash inflows from operating activities</b>	<b>480,664,683,736</b>	<b>334,360,473,387</b>
<b>CASH FLOWS FROM INVESTING ACTIVITIES</b>			
21	Purchases of fixed assets and other long-term assets	(204,969,400)	(500,730,000)
23	Purchases of debt instruments of other entities	(3,160,816,380,689)	(1,999,036,502,448)
24	Proceeds from sales of debt instruments of other entities	2,058,197,188,229	1,619,855,654,798
26	Proceeds from withdrawals of investments in other entity	304,545,450,000	-
27	Interest received	280,146,948,205	198,189,433,597
30	<b>Net cash outflows from investing activities</b>	<b>(518,131,763,655)</b>	<b>(181,492,144,053)</b>
<b>CASH FLOWS FROM FINANCING ACTIVITIES</b>			
33	Proceeds from borrowings	855,123,299,327	677,863,125,117
34	Repayments of borrowings	(613,119,490,172)	(677,863,125,117)
36	Dividends paid	(176,019,118,518)	(165,650,970,093)
40	<b>Net cash inflows/(outflows) from financing activities</b>	<b>65,984,690,637</b>	<b>(165,650,970,093)</b>
50	<b>Net increase/(decrease) in cash and cash equivalents (50=20+30+40)</b>	<b>28,517,610,718</b>	<b>(12,782,640,759)</b>
60	<b>Cash and cash equivalents at beginning of the year</b>	<b>8,678,819,224</b>	<b>21,145,198,339</b>
61	Effects of foreign exchange rates differences	258,083,663	316,261,644
70	<b>Cash and cash equivalents at end of the year (70=50+60+61)</b>	<b>37,454,513,605</b>	<b>8,678,819,224</b>

Tran Quoc Cuong  
Preparer

Ngo Thanh Hai  
Chief AccountantTrinh Anh Tuan  
Chief Executive Officer  
12 February 2026

The notes on pages 11 to 52 are an integral part of these financial statements.

**NOTES TO THE FINANCIAL STATEMENTS  
FOR THE YEAR ENDED 31 DECEMBER 2025****1 GENERAL INFORMATION**

Hanoi Reinsurance Joint Stock Corporation ("the Corporation") (formerly known as PVI Reinsurance Joint Stock Corporation) is a joint stock company established in SR Vietnam pursuant to the Establishment and Operation Licence No. 66GP/KDBH dated 20 July 2011 issued by the Ministry of Finance. In accordance with the Establishment and Operation Licence No. 86GP/KDBH issued by the Ministry of Finance on 1 October 2013, PVI Reinsurance Company has officially operated as a joint stock company under the name of PVI Reinsurance Joint Stock Corporation. In accordance with the amended Licence No. 86/GPDC4/KDBH issued by the Ministry of Finance on 20 July 2023, the charter capital of the Corporation is VND 1,044,000,000,000, and in accordance with the amended Licence No. 86/GPDC5/KDBH issued by the Ministry of Finance on 3 August 2023, the Corporation changed its name to Hanoi Reinsurance Joint Stock Corporation.

Shares of the Corporation were officially listed for trading at the Hanoi Stock Exchange on 24 December 2020 with the ticker symbol of PRE.

The business sector and principal activities of the Corporation are reinsurance business, financial investments and insurance auxiliary services.

As at 31 December 2025, the Corporation had 46 employees (as at 31 December 2024: 45 employees).

**Statement of the information comparability of financial statements:**

Comparative figures in the balance sheet are the figures of the audited financial statements for the year ended 31 December 2024, in which certain prior-year figures have been restated as set out below to:

- (i) align with the presentation of the financial statements for the year ended 31 December 2025; and
- (ii) reflect adjustments made pursuant to the results of the State Audit Office in order to ensure the accuracy and comparability of figures between the two years.

Detailed information are set out in Note 32.

**2 SUMMARY OF SIGNIFICANT ACCOUNTING POLICIES****2.1 Basis of preparation of the financial statements**

The financial statements have been prepared in accordance with Vietnamese Accounting Standards, the Vietnamese Corporate Accounting System and applicable regulations on the preparation and presentation of financial statements of reinsurance companies established and operating in compliance with the laws of Vietnam. The financial statements have been prepared under the historical cost convention.

The accompanying financial statements are not intended to present the financial position and the financial performance and the cash flows in accordance with accounting principles and practices generally accepted in countries and jurisdictions other than Vietnam. The accounting principles and practices utilised in Vietnam may differ from those generally accepted in countries and jurisdictions other than Vietnam.

The financial statements in the Vietnamese language are the official statutory financial statements of the Corporation. The financial statements in the English language have been translated from the Vietnamese version.



**NOTES TO THE FINANCIAL STATEMENTS  
FOR THE YEAR ENDED 31 DECEMBER 2025**

**2 SUMMARY OF SIGNIFICANT ACCOUNTING POLICIES (CONTINUED)**

**2.2 Financial year**

The Corporation's financial year is from 1 January to 31 December.

**2.3 Currency**

The financial statements are measured and presented in the Vietnamese Dong ("VND").

**2.4 Exchange rates**

Transactions arising in foreign currencies are translated at an approximating exchange rate which is the buying rates of the commercial bank where the Corporation regularly transacts. The Corporation ensures that the disparity of the approximate exchange rate does not exceed +/- 1% compared with the average transfer exchange rate and does not materially impact the financial position and the financial performance during the financial year. The average transfer exchange rate is determined daily based on the average between the daily buying transfer rate and selling transfer rate of the commercial bank. Foreign exchange differences arising from these translations are recognised in the income statement.

Monetary assets and liabilities denominated in foreign currencies at the balance sheet date are translated at the transfer buying rate at the balance sheet date of the commercial bank where the Corporation regularly transacts. Foreign exchange differences arising from these translations are recognised in the income statement.

**2.5 Form of records applied**

The Corporation uses journal voucher to record its transactions.

**2.6 Cash and cash equivalents**

Cash and cash equivalents comprise cash on hand, cash at bank, cash in transit, demand deposits and other short-term investments with an original maturity of three months or less.

**2.7 Receivables**

Receivables represent trade receivables from customers, other trade receivables and other receivables which are classified based on their nature as follows:

- Reinsurance receivables are trade receivables arising from reinsurance transactions including premiums receivable from insurers, claim recoveries from reinsurers, commission receivables from reinsurers and other insurance receivables at the year end;
- Other trade receivables include accrued interest income, receivables from financial investments and receivables from insurance auxiliary services.
- Other receivables are non-trade receivables and receivables not relating to providing goods and services.

NOTES TO THE FINANCIAL STATEMENTS  
FOR THE YEAR ENDED 31 DECEMBER 2025**2 SUMMARY OF SIGNIFICANT ACCOUNTING POLICIES (CONTINUED)****2.7 Receivables (continued)**

When making provision for a bad debt of a customer who has both receivables and payables, based on the record of debt reconciliation sent to customers, the Corporation shall make provision for the remaining amount after offsetting the payables of its debtor. Bad debts are written off when identified as uncollectible.

Receivables are classified into long-term and short-term receivables on the balance sheet based on the remaining period at the end of the financial year.

**2.8 Investments****(a) Investments held-to-maturity**

Investments held-to-maturity are investments which the Board of Management of the Corporation has positive intention and ability to hold until maturity.

Investments held-to-maturity include term deposits, certificates of deposit, bonds which the issuer is required to buy back in the future and other investments held-to-maturity. Those investments are initially accounted for at cost. Subsequently, the Board of Management reviews all outstanding investments to determine the amount of provision to recognise at the year end.

Provision for diminution in value of investments held-to-maturity is made when there is evidence that the investment is uncollectible in whole or in part. Movements in the provision balance during the year are recorded as an increase or decrease in financial expenses.

Investments held-to-maturity are classified into short-term and other long-term investments on the balance sheet based on the remaining period at the end of the financial year.

**(b) Investments in other entities**

Investments in other entities are investments in equity instruments of other entities without controlling rights or co-controlling rights, or without significant influence over the investee. These investments are accounted for initially at cost. Subsequently, the Board of Management reviews all outstanding investments to determine the amount of provision to recognise at the end of the financial year.

Provision for investments in other entities is made when there is a diminution in value of the investments at the end of the financial year, which is calculated based on market value if market value can be determined reliably. If market value cannot be determined reliably, provision for investments in other entities is calculated based on actual loss of investees.

Changes in the provision balance during the year are recorded as an increase or decrease in financial expenses. A reversal, if any, is made only to the extent the investment is restored to its original cost.



NOTES TO THE FINANCIAL STATEMENTS  
FOR THE YEAR ENDED 31 DECEMBER 2025

**2 SUMMARY OF SIGNIFICANT ACCOUNTING POLICIES (CONTINUED)**

**2.9 Insurance deposits**

In accordance with Article 96 of the Law on Insurance Business No. 08/2022/QH15 issued by the National Assembly on 16 June 2022, the Corporation is required to use a portion of its charter capital to deposit at a commercial bank operating in Vietnam. The deposit amount is equal to 2% of the minimum charter capital as prescribed by current law.

The Corporation is only allowed to use the deposit funds to fulfil commitments to policyholders when there is a shortfall in solvency and this must be approved in writing by the Ministry of Finance. Within 90 days from the date of using the deposit funds, the Corporation is responsible for replenishing the used deposit funds. The Corporation is only permitted to withdraw the entire deposit when it ceases operations.

**2.10 Fixed assets**

*Tangible and intangible fixed assets*

Fixed assets are stated at historical cost less accumulated depreciation or amortisation. Historical cost includes any expenditure that is directly attributable to the acquisition of the fixed assets bringing them to their suitable condition for their intended use. Expenditure incurred subsequently which has resulted in an increase in the future economic benefits expected to be obtained from the use of fixed assets, can be capitalised as an additional historical cost. Otherwise, they are charged to the income statement when incurred in the year.

*Depreciation and amortisation*

Fixed assets are depreciated and amortised using the straight-line basis so as to write-off the depreciable amount of the fixed assets over their estimated useful lives. Depreciable amount equals to the historical cost of fixed assets recorded in the financial statements minus (-) the estimated disposal value of such assets. The estimated useful lives of each asset class are as follows:

Motor vehicles	6 years
Office equipment	3 – 6 years
Software	3 – 5 years

*Disposals*

Gains or losses on disposals are determined by comparing net disposal proceeds with the carrying amount of the fixed assets and are recognised as income or expense in the income statement.

**2.11 Leased assets**

Leases where a significant portion of the risks and rewards of ownership are retained by the lessor are classified as operating leases. Payments made under operating leases are charged to the income statement on a straight-line basis over the term of the lease.

**NOTES TO THE FINANCIAL STATEMENTS  
FOR THE YEAR ENDED 31 DECEMBER 2025**

**2 SUMMARY OF SIGNIFICANT ACCOUNTING POLICIES (CONTINUED)**

**2.12 Prepaid expenses**

Prepaid expenses include deferred commission expenses, office rental, costs of tools, supplies issued for consumption. Prepaid expenses are recorded at cost.

The deferred commission expenses in the financial statements are determined by the method corresponding to the unearned premium reserve (Note 2.16(a)) as follows:

Type of contract	Term of reinsurance contract	
	One (1) year or less	Over one (1) year
Health insurance	50%	Not applicable
Cargo transport insurance	25%	1/8 method by the term of insurance policies
Other lines of business	50%	

Other prepaid expenses are allocated using a straight-line basis over their estimated useful lives and are presented into short-term and long-term based on their useful lives.

**2.13 Payables**

Classifications of payables are based in their natures as follows:

- Insurance payables are payables arising from reinsurance transactions;
- Other trade accounts payable are trade payables arising from purchases of goods and services other than insurance payables; and
- Other payables are non-trade payables and not relating to purchases of goods and services.

Payables are classified into long-term and short-term payables on the balance sheet based on the remaining period at the end of the financial year.

**2.14 Borrowings**

Borrowings include borrowings from banks.

Borrowings are classified into short-term and long-term borrowings on the balance sheet based on the remaining period at the end of the financial year.

**2.15 Provision**

Provisions are recognised when the Corporation has a present legal or constructive obligation as a result of past events; it is probable that an outflow of resources will be required to settle the obligation; and the amount has been reliably estimated. Provision is not recognised for future operating losses.

Provisions are measured at the level of expenditures expected to be required to settle the obligations. If the time value of money is material, provision will be measured at the present value using a pre-tax rate that reflects current market assessments of the time value of money and the risks specific to the obligation. The increase in the provision due to passage of time is recognised as a financial expense. Changes in the provision balance during the year are recorded as an increase or decrease in operating expenses.

**NOTES TO THE FINANCIAL STATEMENTS  
FOR THE YEAR ENDED 31 DECEMBER 2025**

**2 SUMMARY OF SIGNIFICANT ACCOUNTING POLICIES (CONTINUED)**

**2.16 Technical reserves**

Technical reserves are provided in accordance with the assumptions and methodologies, which are ascertained by the Corporation's appointed actuary, registered with and approved by the Ministry of Finance ("the MoF") and other regulations and guidance in Official Letter No. 14427/BTC-QLBH dated 20 November 2018 ("Official Letter No. 14427") in compliance with the provisions in Circular No. 67/2023/TT-BTC dated 2 November 2023 issued by the MoF ("Circular 67") providing guidance on certain articles of the Law on Insurance Business No. 08/2022/QH15 and Decree No. 46/2023/NĐ-CP.

The Corporation's technical reserves include:

**(a) Unearned premium reserves**

Provision for unearned premium reserves for inward and outward reinsurance is calculated on the total inward/outward reinsurance premium as follows:

Type of contract	Term of reinsurance contract	
	One (1) year or less	Over one (1) year
Health insurance	50%	Following method prescribed in Note 2.16(e)
Cargo transport insurance	25%	1/8 method by the term of insurance policies
Other lines of business	50%	

The Corporation does not provide life reinsurance products.

**(b) Claim reserves**

- Claims reserves for the losses which were incurred, notified but not yet settled ("OSLR") at the end of the financial year are provided for each insurance loss based on the estimated claim payable which has been notified or submitted but not yet settled as at the reporting date.
- Claims reserves for the losses incurred but not notified and/or reported ("IBNR") are provided for at 5% of the total aggregated inward/outward reinsurance premium for each insurance line of business.

**(c) Catastrophe reserves**

Catastrophe reserve is made at a rate of 3% of the retained premium for each non-life reinsurance line of business until it reaches 100% of the retained premium.

Catastrophe reserves are used by the Corporation to settle for catastrophe losses or losses incurred when the total retained premiums in the fiscal year after establishing unearned premium reserves and OSLR are not sufficient to pay for the retained liability of the Corporation.

**(d) Equalisation reserves**

The Corporation made annual reserves at the rate of 3% on the retained premiums for each health reinsurance products until it reaches 100% of the Corporation's retained premiums.

Equalisation reserves are used to settle insurance claims when there is a large fluctuation in the risk rate, the technical interest rates of health reinsurance contracts.



NOTES TO THE FINANCIAL STATEMENTS  
FOR THE YEAR ENDED 31 DECEMBER 2025

**2 SUMMARY OF SIGNIFICANT ACCOUNTING POLICIES (CONTINUED)**

**2.16 Technical reserves (continued)**

**(d) Equalisation reserves (continued)**

On 28 December 2005, the Ministry of Finance issued Decision 100/2005/QĐ-BTC governing the publication of four new accounting standards, one of which is Vietnamese Accounting Standard No. 19 ("VAS 19") – Insurance Contracts. Following the issuance of this Standard, provision for equalisation reserves and catastrophe reserves is not required since it represents "claims on insurance contracts which do not exist as at the reporting date".

However, the Corporation continues to set up catastrophe and equalisation reserves and reserves to compensate for large fluctuations in losses as well as significant fluctuations in risk ratios and technical interest rates, as stated in Official Letters 14427, approved by the Ministry of Finance.

**(e) Mathematical reserves**

For health reinsurance contract with contract term of more than one year, the mathematical reserve is made as follows:

- For health reinsurance contract (except health reinsurance contract that cover only death, permanent total disability): apply 1/8 method on gross premium;
- For health reinsurance contracts that cover only death, permanent total disability, the Corporation applies the method of daily pro-rata provision.

$$\text{Mathematical reserves} = \frac{\text{Insurance premium} \times \text{Number of unexpired days of insurance policy or reinsurance agreement}}{\text{Total days of insurance policy or reinsurance agreement}}$$

**2.17 Deferred commission income**

The deferred commission income in the financial statements is estimated using the method corresponding to the unearned reinsurance premium reserves (Note 2.16(a)).

**2.18 Capital and reserves**

Owners' capital is recorded according to the actual amounts contributed at the par value of the shares.

Undistributed earnings record the Corporation's results (profit) after CIT at the reporting date.

Share premium is the difference between the par value and the issue price of shares and the difference between the repurchase price and re-issuing price of treasury shares.

**2.19 Appropriation of profit**

Net profit after CIT could be distributed to shareholders after approval at a General Meeting of Shareholders, and after appropriation to other funds in accordance with the Corporation's charter and Vietnamese regulations.

The Corporation's profit distributions are recognised as a liability in the Corporation's financial statements in the year on the record date according to the resolution of the Board of Directors.

NOTES TO THE FINANCIAL STATEMENTS  
FOR THE YEAR ENDED 31 DECEMBER 2025**2 SUMMARY OF SIGNIFICANT ACCOUNTING POLICIES (CONTINUED)****2.19 Appropriation of profit (continued)****(a) Compulsory reserve**

The Corporation is required to make an annual appropriation to the compulsory reserve at 5% of profit after tax until the reserve reaches 10% of the charter capital.

**(b) Bonus and welfare fund**

The bonus and welfare fund is appropriated from profit after tax of the Corporation and subject to shareholders' approval at the General Meeting of Shareholders. This fund is presented as a liability on the balance sheet.

**2.20 Revenue recognition****(a) Inward reinsurance premium**

Reinsurance premiums are recognised as revenue at the point of time when both of the following two (2) conditions are met:

- The insurance contract has been entered into by the Corporation and the reinsured; and
- Statement of accounts of reinsurance transactions is confirmed between the Corporation and the reinsured.

This recognition is carried out in accordance with the regulations in Circular 67/2023/TT-BTC.

Refunds or reductions in inward reinsurance premium incur in the event of cancellation or reduction in reinsurance coverage, are recognised separately in accordance with confirmed statement of accounts, and are transferred to inward reinsurance premium to calculate the net inward reinsurance premium.

**(b) Commission income**

Commission income represents commissions received or receivable from reinsurers. They are calculated on the basis of gross premiums ceded and are recorded at the same time that the corresponding outward reinsurance premium is recognised.

**(c) Interest income**

Interest income is recognised in the income statement on the basis of the actual time and interest rates for each period when both (2) of the following conditions are satisfied:

- It is probable that economic benefits associated with the transaction will flow to the Corporation; and
- Income can be measured reliably.

**NOTES TO THE FINANCIAL STATEMENTS  
FOR THE YEAR ENDED 31 DECEMBER 2025**

**2 SUMMARY OF SIGNIFICANT ACCOUNTING POLICIES (CONTINUED)**

**2.20 Revenue recognition (continued)**

**(d) Income from insurance auxiliary services**

Insurance auxiliary services include consulting, insurance risk assessment, insurance calculations, loss adjustment and assistance in settling claims.

Revenue from providing auxiliary insurance services is recognised in the income statement when the service has been delivered, by calculating the degree of completion of each transaction, based on the assessment of the ratio of services rendered compared to the total volume of services to be provided. Revenue from service provision is only recognised when all four (4) of the following conditions are met:

- The amount of revenue can be measured reliably;
- It is probable that the economic benefits associated with the transaction will flow to the Corporation;
- The percentage of completion of the transaction at the balance sheet date can be measured reliably; and
- The costs incurred for the transaction and the costs to complete the transaction can be measured reliably.

**2.21 Outward reinsurance premium ceded**

Outward reinsurance premium is recorded in the income statement as a reduction in gross inward reinsurance premiums written. Outward reinsurance premiums ceded is recognised at the point of time when the inward reinsurance contract has been entered into by the Corporation and the reinsurers, in accordance with the regulations in Circular 67/2023/TT-BTC. Refunds or reductions in outward reinsurance premium ceded are recognised when the Corporation terminates contracts or reduces reinsurance coverage in accordance with agreement with counterparties, and are deducted from outward reinsurance premium ceded.

Outward reinsurance does not relieve the Corporation of its liabilities to its insured customers if any reinsurer is unable to meet its obligations under reinsurance agreements.

For excess of loss reinsurance contract which has reinstatement provision, the Corporation recognises reinstatement premium payables. This is the amount the reinsured must pay to restore the coverage up to the contract's original limit. The basis for recognition of reinstatement premium is the confirmed statement of accounts between the Corporation and the re-insurers for the losses which have been compensated for. At the end of the financial year, the Corporation accrues reinstatement premium for losses that have occurred but have not been compensated for.

**2.22 Commission expenses**

Commission expenses represent commission payments to reinsured, which are calculated on the basis of inward premiums during the financial year.

**2.23 Claim expenses**

Claim settlement expenses for inward reinsurance are recorded as incurred following the statement of accounts the counterparties send to the Corporation and the claim is accepted by the Corporation.



**NOTES TO THE FINANCIAL STATEMENTS  
FOR THE YEAR ENDED 31 DECEMBER 2025**

**2 SUMMARY OF SIGNIFICANT ACCOUNTING POLICIES (CONTINUED)**

**2.24 Claims to be recovered from reinsurers**

Claims to be recovered are recoveries that the Corporation has the right to collect from reinsurers according to the terms in the respective reinsurance agreements.

**2.25 Other expenses from reinsurance activities**

Other insurance expenses represent expense related to reinsurance activities which mainly include brokerage expenses for inward reinsurance contracts, profit commission and other expenses. Profit commission is calculated at an agreed percentage in each contract on the actual profit generated from such corresponding contract. The Corporation classifies these expenses as other expenses from reinsurance activities based on the nature of the expenses. The profit commission expenses resulting from this reinsurance contract is recognised based on the calculation terms stipulated in the signed contract, when there is a reasonable basis for recognition, regardless of whether the payment has been made or not.

**2.26 Financial expenses**

Financial expenses are expenses incurred in the year for financial activities including expenses or losses relating to financial investment activities, interest expenses, entrusted investment expenses, staff costs, losses incurred on selling foreign currencies and losses from foreign exchange differences.

**2.27 General administration expenses**

General and administration expenses represent expenses for administrative purposes of the Corporation.

**2.28 Current and deferred income tax**

Income tax includes all income tax which is based on taxable profits. Income tax expense comprises current tax expense and deferred tax expense.

Current income tax is the amount of income tax payable or recoverable in respect of the current financial year taxable profits at the current year tax rates. Current tax should be recognised as an expense and deferred income tax should be recognised as an income or an expense and included in the profit or loss of the year, except to the extent that the income tax arises from a transaction or event which is recognised, in the same or a different year, directly in equity.

Deferred income tax is provided in full, using the liability method, on temporary differences arising between the tax bases of assets and liabilities and their carrying amounts in the financial statements. Deferred income tax is not accounted for if it arises from initial recognition of an asset or liability in a transaction other than a business combination that at the time of occurrence affects neither the accounting nor the taxable profit or loss. Deferred income tax is determined at the tax rates that are expected to apply to the financial year when the asset is realised or the liability is settled, based on tax rates that have been enacted or substantively enacted by the balance sheet date.

Deferred income tax assets are recognised to the extent that it is probable that future taxable profit will be available against which the temporary differences can be utilised.

**NOTES TO THE FINANCIAL STATEMENTS  
FOR THE YEAR ENDED 31 DECEMBER 2025**

**2 SUMMARY OF SIGNIFICANT ACCOUNTING POLICIES (CONTINUED)**

**2.29 Related parties**

Enterprises and individuals that directly, or indirectly through one or more intermediaries, control, or are controlled by, or are under common control with, the Corporation, including holding companies, subsidiaries and fellow subsidiaries are related parties of the Corporation. Associates and individuals owning, directly or indirectly, an interest in the voting power of the Corporation that gives them significant influence over the Corporation, key management personnel, including the Board of Directors, the Audit Committee, the Board of Management of the Corporation and close members of the family of these individuals and companies associated with these individuals also constitute related parties.

In considering its relationships with each related party, the Corporation considers the substance of the relationships, not merely the legal form.

**2.30 Critical accounting estimates**

The preparation of financial statements in conformity with Vietnamese Accounting Standards, the Vietnamese Corporate Accounting System and applicable regulations on the preparation and presentation of financial statements of reinsurance companies established and operating in compliance with the laws of Vietnam requires the Board of Management to make estimates and assumptions that affect the reported amounts of assets, liabilities and disclosures of contingent assets and liabilities at the date of the financial statements and the reported amounts of revenues and expenses during the financial year.

The areas involving significant estimates and assumptions in the financial statements are as follows:

- Provision for doubtful debts (Note 2.7 and Note 6);
- Deferred commissions expenses (Note 2.12 and Note 7(a));
- Technical reserves (Note 2.16 and Note 14); and
- Deferred commission income (Note 2.17 and Note 13).

Such estimates and assumptions are continually evaluated based on historical experience and other factors, including assumptions on future events that may have significant financial impact on the financial statements of the Corporation and that are assessed by the Board of Management to be reasonable under the circumstances.

**3 CASH AND CASH EQUIVALENTS**

	2025 VND	2024 VND
Cash on hand	-	177,462,444
Cash at bank	37,454,513,605	8,501,356,780
	<u>37,454,513,605</u>	<u>8,678,819,224</u>

NOTES TO THE FINANCIAL STATEMENTS  
FOR THE YEAR ENDED 31 DECEMBER 2025

4 FINANCIAL INVESTMENTS

		2025			2024		
		Cost VND	Fair value VND	Provision VND	Cost VND (Restated - Note 32)	Fair value VND	Provision VND
(a)	<b>Short-term</b>						
	Term deposits (i)	2,134,788,622,810	2,134,788,622,810	-	1,776,959,000,000	1,776,959,000,000	-
	Bonds (ii)	254,055,152,550	254,055,152,550	-	-	-	-
	Certificates of deposit	-	-	-	135,000,000,000	135,000,000,000	-
		<u>2,388,843,775,360</u>	<u>2,388,843,775,360</u>	<u>-</u>	<u>1,911,959,000,000</u>	<u>1,911,959,000,000</u>	<u>-</u>
(b)	<b>Long-term</b>						
	Term deposits (iii)	309,000,000,000	309,000,000,000	-	215,152,222,810	215,152,222,810	-
	Bonds (iv)	998,771,120,420	998,506,421,554	-	467,165,600,000	470,366,292,042	-
	Investments in other entities	274,000,000,000	291,930,455,826	-	578,545,450,000	590,904,728,381	-
	<i>PVI Opportunity Fund (v)</i>	-	-	-	<i>304,545,450,000</i>	<i>310,640,876,396</i>	-
	<i>PVI Infrastructure Fund (vi)</i>	<i>274,000,000,000</i>	<i>291,930,455,826</i>	-	<i>274,000,000,000</i>	<i>280,263,851,985</i>	-
		<u>1,581,771,120,420</u>	<u>1,599,436,877,380</u>	<u>-</u>	<u>1,260,863,272,810</u>	<u>1,276,423,243,233</u>	<u>-</u>

- (i) Term deposits with remaining terms under 12 months as at 31 December 2025 at domestic commercial banks. In which, short-term deposit contracts with total principal amount of USD 6,200,000 and VND 544,000,000,000 were used as collaterals for borrowings from banks of the Corporation (Note 9).
- (ii) Investments in bonds issued by corporates with remaining terms under 12 months as at 31 December 2025, which are managed by PVI Asset Management Joint Stock Company under investment entrustment contracts, were presented as entrusted investments, subsequently being re-presented as bonds in the current year's financial statements.
- (iii) Term deposits with remaining terms over 12 months as at 31 December 2025 at domestic commercial banks.



NOTES TO THE FINANCIAL STATEMENTS  
FOR THE YEAR ENDED 31 DECEMBER 2025

4 FINANCIAL INVESTMENTS (CONTINUED)

- (iv) Investments in bonds issued by banks and corporates with remaining terms over 12 months as at 31 December 2025. Of which, bonds amounting to VND 848,771,120,420 are managed by PVI Asset Management Joint Stock Company under investment entrustment contracts (as at 31 December 2024: VND 317,165,000,000) were presented as entrusted investments, subsequently being re-presented as bonds in the current year financial statements based on nature of the investments.
- (v) Represents the capital contribution into PVI Opportunity Fund ("POF"). As at 31 December 2025, POF had been liquidated and the Corporation had fully collected the investment.
- (vi) Represents the capital contribution into PVI Infrastructure Fund ("PIF"), which accounts for 18.27% of PIF's owner's capital.

5 SHORT-TERM TRADE ACCOUNTS RECEIVABLE

(a) Insurance receivables

	2025 VND	2024 VND
Receivables from inward reinsurance	412,928,639,788	312,337,911,443
Receivables from outward reinsurance	249,745,573,307	220,706,866,977
	<u>662,674,213,095</u>	<u>533,044,778,420</u>
Third parties	458,937,397,695	312,326,735,411
Related parties (Note 29(b))	203,736,815,400	220,718,043,009
	<u>662,674,213,095</u>	<u>533,044,778,420</u>

(b) Other receivables

	2025 VND	2024 VND
Interest receivables from financial investment activities (*)	116,287,620,039	137,267,447,385
Others	129,769,512	-
	<u>116,417,389,551</u>	<u>137,267,447,385</u>

- (\*) Interest receivables from financial investment activities mainly consisted of interest accrued from bank deposits and investments in bonds. The Corporation classified receivables from financial investment activities as short-term trade accounts receivable as this is one of the principal activities of the Corporation.

NOTES TO THE FINANCIAL STATEMENTS  
FOR THE YEAR ENDED 31 DECEMBER 2025

6 PROVISION FOR DOUBTFUL DEBTS

	2025				
	Overdue trade accounts receivable VND	Trade accounts payable VND	Net overdue trade accounts receivable VND	Provision VND	Recoverable amount VND
<b>Short-term trade accounts receivables</b>					
<i>Sogaz Russia</i>	2,238,081,217	(1,311,493,541)	926,587,676	(731,872,374)	194,715,302
<i>JLT Re (Singapore)</i>	603,774,900	(36,341,217)	567,433,683	(528,558,152)	38,875,531
<i>PVI Insurance Corporation</i>	29,755,116,997	(75,355,207,986)	-	-	-
<i>Others</i>	96,539,316,059	(575,313,570,419)	4,374,603,036	(2,027,009,392)	2,347,593,644
<b>Total provision for short-term doubtful debts</b>				<u>(3,287,439,918)</u>	

	2024				
	Overdue trade accounts receivable VND	Trade accounts payable VND	Net overdue trade accounts receivable VND	Provision VND (Restated – Note 32)	Recoverable amount VND
<b>Short-term trade accounts receivables</b>					
<i>Sogaz Russia</i>	2,020,495,274	(1,206,863,938)	813,631,336	(483,823,563)	329,807,773
<i>PVI Insurance Corporation</i>	34,070,564,661	(145,132,887,554)	-	-	-
<i>Others</i>	110,756,570,210	(479,610,063,320)	6,747,118,542	(1,733,303,687)	5,013,814,855
<b>Total provision for short-term doubtful debts</b>				<u>(2,217,127,250)</u>	

NOTES TO THE FINANCIAL STATEMENTS  
FOR THE YEAR ENDED 31 DECEMBER 2025

**7 PREPAID EXPENSES**

**(a) Short-term**

	<b>2025 VND</b>	<b>2024 VND</b>
Deferred commission expenses (*)	412,699,022,866	376,802,919,886
Other short-term prepaid expenses	191,838,187	324,981,882
	<u>412,890,861,053</u>	<u>377,127,901,768</u>

(\*) Movements of deferred commission expense during the year were as follows:

	<b>2025 VND</b>	<b>2024 VND</b>
Beginning of year	376,802,919,886	309,002,488,756
Increase	784,944,334,844	718,916,482,376
Allocation (Note 22)	(749,048,231,864)	(651,116,051,246)
End of year	<u>412,699,022,866</u>	<u>376,802,919,886</u>

**(b) Long-term**

	<b>2025 VND</b>	<b>2024 VND</b>
Office rental	24,477,572,285	25,354,577,605
Others	1,240,504,954	1,887,119,886
	<u>25,718,077,239</u>	<u>27,241,697,491</u>



NOTES TO THE FINANCIAL STATEMENTS  
FOR THE YEAR ENDED 31 DECEMBER 2025

8 FIXED ASSETS

(a) Tangible fixed assets

	Motor vehicles VND	Office equipment VND	Total VND
<b>Historical cost</b>			
As at 1 January 2025	2,688,880,000	7,370,785,693	10,059,665,693
New purchases	-	204,679,400	204,679,400
As at 31 December 2025	<u>2,688,880,000</u>	<u>7,575,465,093</u>	<u>10,264,345,093</u>
<b>Accumulated depreciation</b>			
As at 1 January 2025	(1,008,023,049)	(6,920,010,511)	(7,928,033,560)
Charge for the year	(448,146,670)	(305,078,241)	(753,224,911)
As at 31 December 2025	<u>(1,456,169,719)</u>	<u>(7,225,088,752)</u>	<u>(8,681,258,471)</u>
<b>Net book value</b>			
As at 1 January 2025	<u>1,680,856,951</u>	<u>450,775,182</u>	<u>2,131,632,133</u>
As at 31 December 2025	<u>1,232,710,281</u>	<u>350,376,341</u>	<u>1,583,086,622</u>

Historical cost of fully depreciated tangible fixed assets but still in use as at 31 December 2025 was VND 7,059,785,693 (as at 31 December 2024: VND 6,299,939,385).

(b) Intangible fixed assets

	Software VND
<b>Historical cost</b>	
As at 1 January 2025	25,199,795,000
New purchases	94,725,000
As at 31 December 2025	<u>25,294,520,000</u>
<b>Accumulated amortisation</b>	
As at 1 January 2025	(24,831,338,504)
Charge for the year	(291,434,799)
As at 31 December 2025	<u>(25,122,773,303)</u>
<b>Net book value</b>	
As at 1 January 2025	<u>368,456,496</u>
As at 31 December 2025	<u>171,746,697</u>

Historical cost of fully amortised intangible fixed assets but still in use as at 31 December 2025 was VND 24,747,266,000 (as at 31 December 2024: VND 23,908,313,000).

NOTES TO THE FINANCIAL STATEMENTS  
FOR THE YEAR ENDED 31 DECEMBER 2025

9 SHORT-TERM BORROWINGS

	As at 1/1/2025 VND	Increase VND	Decrease VND	As at 31/12/2025 VND
Shinhan Vietnam Bank Limited - Pham Hung Branch (i)	- 430,278,086,955	(324,578,194,164)		105,699,892,791
Joint Stock Commercial Bank for Foreign Trade of Vietnam - Thanh Cong Branch (ii)	- 424,845,212,372	(288,541,296,008)		136,303,916,364
	<u>- 855,123,299,327</u>	<u>(613,119,490,172)</u>		<u>242,003,809,155</u>

- (i) This balance represents short-term borrowings under the agreement with a total credit facility of VND 300,000,000,000. The borrowings are secured by term deposits at domestic commercial banks with a total amount of VND 304,000,000,000 (Note 4(a)). The purpose of the borrowings is to finance for working capital of reinsurance business.
- (ii) This balance represents short-term borrowings under the agreement with a total credit facility of VND 350,000,000,000. The borrowings are secured by term deposits at domestic commercial banks with a total amount of USD 6,200,000 and VND 240,000,000,000 (Note 4(a)). The purpose of the borrowings is to finance for working capital of reinsurance business.

10 SHORT-TERM TRADE ACCOUNTS PAYABLE

	2025 VND	2024 VND
Insurance payables		
- Payables for outward reinsurance	635,637,531,858	453,792,758,291
- Payables for claim compensation	176,359,829,297	249,859,975,580
- Other payables for reinsurance business	37,079,860,607	60,685,269,126
Other short-term trade accounts payable	39,945,446,993	40,418,352,936
	<u>889,022,668,755</u>	<u>804,756,355,933</u>
Third parties	762,882,340,868	629,857,222,653
Related parties (Note 29(b))	126,140,327,887	174,899,133,280
	<u>889,022,668,755</u>	<u>804,756,355,933</u>

NOTES TO THE FINANCIAL STATEMENTS  
FOR THE YEAR ENDED 31 DECEMBER 2025

11 TAX AND OTHER RECEIVABLES/PAYABLES TO THE STATE

Movements in tax and other receivables/payables to the State during the year were as follows:

	As at 1/1/2025 VND	Receivable/payable during the year VND	Payment/offset during the year VND	As at 31/12/2025 VND
<b>(a) Receivables</b>				
VAT to be claimed	-	112,730,228	112,730,228	-
Others	208,107,957	612,156,212	489,224,494	331,039,675
	<u>208,107,957</u>	<u>724,886,440</u>	<u>601,954,722</u>	<u>331,039,675</u>
<b>(b) Payables (Restated - Note 32)</b>				
CIT	17,488,928,123	61,824,391,460	59,958,987,036	19,354,332,547
Personal income tax	459,049,316	12,987,454,362	13,349,151,065	97,352,613
Foreign contractor withholding tax	155,578,876	2,018,568,859	2,097,394,875	76,752,860
Output VAT	311,945,509	1,404,399,141	1,529,838,980	186,505,670
Business licence tax	-	3,000,000	3,000,000	-
	<u>18,415,501,824</u>	<u>78,237,813,822</u>	<u>76,938,371,956</u>	<u>19,714,943,690</u>



NOTES TO THE FINANCIAL STATEMENTS  
FOR THE YEAR ENDED 31 DECEMBER 2025

## 12 PAYABLES TO EMPLOYEES

	2025 VND	2024 VND
Salaries payables	13,750,862,724	4,327,680,231
Additional salary payables	26,886,552,181	-
	<u>40,637,414,905</u>	<u>4,327,680,231</u>

## 13 UNEARNED COMMISSION INCOME

	2025 VND	2024 VND
Beginning of the year	102,430,367,580	114,682,983,666
Commission income incurred	295,828,180,962	214,643,549,082
Commission income allocated (Note 20)	(251,526,902,697)	(226,896,165,168)
End of year	<u>146,731,645,845</u>	<u>102,430,367,580</u>

HANOI REINSURANCE JOINT STOCK CORPORATION

Form B 09 - DNPNT

NOTES TO THE FINANCIAL STATEMENTS  
FOR THE YEAR ENDED 31 DECEMBER 2025

14 TECHNICAL RESERVES

(a) Unearned premium reserves and claim reserves

	31/12/2025			31/12/2024		
	Reserves for insurance inward VND	Reserves for insurance outward VND	Net amount VND	Reserves for insurance inward (Restated - Note 32) VND	Reserves for insurance outward VND	Net amount VND
Gross claims reserves	2,632,217,420,534	(1,473,645,156,732)	1,158,572,263,802	2,712,757,839,149	(1,821,635,432,741)	891,122,406,408
- Outstanding claims reserves	2,476,865,828,212	(1,398,930,878,635)	1,077,934,949,577	2,588,589,783,660	(1,759,228,177,341)	829,361,606,319
- IBNR reserve	155,351,592,322	(74,714,278,097)	80,637,314,225	124,168,055,489	(62,407,255,400)	61,760,800,089
Gross unearned premium reserves	1,615,925,818,188	(752,357,097,476)	863,568,720,712	1,284,655,328,997	(612,762,726,482)	671,892,602,515

Details of movements of reserves are as follows:

	For the financial year ended 31/12/2025			For the financial year ended 31/12/2024		
	Reserves for insurance inward VND	Reserves for insurance outward VND	Net amount VND	Reserves for insurance inward (Restated - Note 32) VND	Reserves for insurance outward VND	Net amount VND
<b>Gross claims reserves</b>						
Beginning of the year	2,712,757,839,149	(1,821,635,432,741)	891,122,406,408	2,089,193,609,830	(1,472,220,510,189)	616,973,099,641
Movements during the year	(80,540,418,615)	347,990,276,009	267,449,857,394	623,564,229,319	(349,414,922,552)	274,149,306,767
End of the year	2,632,217,420,534	(1,473,645,156,732)	1,158,572,263,802	2,712,757,839,149	(1,821,635,432,741)	891,122,406,408
<b>Gross unearned premium reserves</b>						
Beginning of the year	1,284,655,328,997	(612,762,726,482)	671,892,602,515	1,233,129,373,507	(694,160,522,593)	538,968,850,914
Movements during the year	331,270,489,191	(139,594,370,994)	191,676,118,197	51,525,955,490	81,397,796,111	132,923,751,601
End of the year	1,615,925,818,188	(752,357,097,476)	863,568,720,712	1,284,655,328,997	(612,762,726,482)	671,892,602,515

NOTES TO THE FINANCIAL STATEMENTS  
FOR THE YEAR ENDED 31 DECEMBER 2025

## 14 TECHNICAL RESERVES (CONTINUED)

## (b) Catastrophe and equalisation reserves

	2025 VND	2024 VND
Beginning of the year	144,936,521,039	192,880,040,986
Charged for the year	48,382,388,534	37,056,480,053
Used in the year	-	(85,000,000,000)
End of year	<u>193,318,909,573</u>	<u>144,936,521,039</u>

## 15 OWNERS' CAPITAL

## (a) Number of shares

	2025	2024
Number of shares registered	<u>104,400,000</u>	<u>104,400,000</u>
Number of shares issued	<u>104,400,000</u>	<u>104,400,000</u>
Number of outstanding shares	<u>104,400,000</u>	<u>104,400,000</u>

Par value per share: VND10,000 per share

## (b) Details of owners' shareholding

	2025		2024	
	VND	%	VND	%
PVI Holdings	846,536,100,000	81.09%	846,536,100,000	81.09%
Mr. Nguyen Phuc Anh	71,928,140,000	6.89%	71,928,140,000	6.89%
Other shareholders	125,535,760,000	12.02%	125,535,760,000	12.02%
	<u>1,044,000,000,000</u>	<u>100%</u>	<u>1,044,000,000,000</u>	<u>100%</u>



NOTES TO THE FINANCIAL STATEMENTS  
FOR THE YEAR ENDED 31 DECEMBER 2025

## 16 MOVEMENTS IN OWNERS' EQUITY

	Owner's capital VND	Share premium VND	Compulsory reserve VND	Undistributed earnings VND	Total VND
As at 1 January 2024	1,044,000,000,000	329,328,334,779	71,856,612,511	148,398,499,034	1,593,583,446,324
Net profit for the year	-	-	-	191,789,603,369	191,789,603,369
Appropriation to compulsory reserve	-	-	9,589,480,168	(9,589,480,168)	-
Dividend distributions	-	-	-	(167,040,000,000)	(167,040,000,000)
Appropriation to bonus and welfare fund	-	-	-	(7,075,658,915)	(7,075,658,915)
As at 31 December 2024 (Restated - Note 32)	1,044,000,000,000	329,328,334,779	81,446,092,679	156,482,963,320	1,611,257,390,778
Net profit for the year	-	-	-	239,609,896,963	239,609,896,963
Appropriation to compulsory reserve (i)	-	-	11,980,494,848	(11,980,494,848)	-
Dividend distributions (ii)	-	-	-	(177,480,000,000)	(177,480,000,000)
Appropriation to bonus and welfare fund (iii)	-	-	-	(6,668,363,979)	(6,668,363,979)
As at 31 December 2025	1,044,000,000,000	329,328,334,779	93,426,587,527	199,964,001,456	1,666,718,923,762

- (i) The compulsory reserve is appropriated at the rate of 5% of profit after tax until its balance is equal to 10% of the charter capital as stipulated in Article 54, Decree No. 46/2023/ND-CP dated 1 July 2023.
- (ii) During the year, the Corporation made dividend payments in cash according to Resolution No. 18/NQ-Hanoi Re dated 1 July 2025 of the Board of Directors in accordance with Resolution No. 01/2024/NQ-DHDCD dated 23 April 2025 of the Annual General Meeting of Shareholders regarding the payment of the remaining 2024 dividend with total amount of VND 46,980,000,000 at a rate of 4.5%, and the first advance payment of dividends for 2025 according to Resolution No. 30/NQ-Hanoi Re dated 19 November 2025 of the Board of Directors regarding the first advance cash dividend payment for 2025 with total amount of VND 130,500,000,000 at the rate of 12.5%.
- (iii) The Corporation made appropriation to the bonus and welfare fund in accordance with Resolution No. 01/2025/NQ-DHDCD dated 21 April 2025 of the 2025 Annual General Meeting of Shareholders.

NOTES TO THE FINANCIAL STATEMENTS  
FOR THE YEAR ENDED 31 DECEMBER 2025

17 EARNINGS PER SHARE

(a) Basic earnings per share

Basic earnings per share is calculated by dividing the net profit attributable to shareholders after deducting the bonus and welfare funds dividend by the weighted average number of ordinary shares outstanding during the year. The details were as follows:

	2025	2024 (Restated – Note 32)
Net profit attributable to shareholders (VND)	239,609,896,963	191,789,603,369
Less amount allocated to bonus and welfare funds (VND) (*)	(8,386,346,394)	(6,668,363,979)
	<u>231,223,550,569</u>	<u>185,121,239,390</u>
Weighted average number of ordinary shares in circulation (shares)	104,400,000	104,400,000
Basic earnings per share (VND)	<u>2,215</u>	<u>1,773</u>

(\*) Amount allocated to bonus and welfare funds from profits of the year 2024 is adjusted according to the approval of Annual General Meeting of Shareholders (Note 16).

As at the issuance date of these financial statements, the Corporation has not had the General Meeting of Shareholders' approval on the allocation of bonus and welfare fund from profits of the year 2025. The amount of appropriation to bonus and welfare fund for the purposes of basic earnings per share calculation is temporarily calculated and will be adjusted when the Corporation has the General Meeting of Shareholders' approval.

(b) Diluted earnings per share

The Corporation did not have any ordinary shares potentially diluted during the year and up to the date of these financial statements. Therefore, the diluted earnings per share is equal to the basic earnings per share.

18 REINSURANCE PREMIUM INCOME

	2025 VND	2024 VND
<b>1. Inward premiums</b>	<b>3,182,382,319,242</b>	<b>2,528,762,590,338</b>
Property insurance	1,463,133,880,128	1,087,160,509,662
Engineering insurance	437,625,889,977	425,806,198,900
Motor vehicle insurance	218,606,166,811	204,802,514,192
Hull and P&I insurance	282,992,053,526	243,279,593,860
Cargo insurance	183,753,916,368	157,015,613,879
Personal insurance	305,536,026,407	214,036,000,110
Fire insurance	144,210,275,610	104,886,109,307
Energy insurance	28,075,833,070	24,409,711,387
Aviation insurance	13,634,111,668	14,738,439,890
Other insurance	104,814,165,677	52,627,899,151
<b>2. Deductions from inward premiums</b>	<b>(75,350,472,809)</b>	<b>(45,401,480,566)</b>
<b>3. Increase in unearned premium reserves (Note 14(a))</b>	<b>331,270,489,191</b>	<b>51,525,955,490</b>
<b>Total insurance premiums income ((1)+(2)-(3))</b>	<b><u>2,775,761,357,242</u></b>	<b><u>2,431,835,154,282</u></b>

NOTES TO THE FINANCIAL STATEMENTS  
FOR THE YEAR ENDED 31 DECEMBER 2025

## 19 OUTWARD REINSURANCE PREMIUMS

	2025 VND	2024 VND
<b>1. Gross premiums ceded</b>	<b>1,548,055,197,092</b>	<b>1,284,141,561,609</b>
Property insurance	861,534,745,079	688,204,452,506
Engineering insurance	213,166,660,914	216,919,936,761
Motor vehicle insurance	3,899,928,459	1,215,812,661
Hull and P&I insurance	168,855,811,640	145,045,049,071
Cargo insurance	119,002,525,630	95,466,009,299
Personal insurance	9,160,960,582	2,148,514,201
Fire insurance	109,613,297,593	86,361,395,225
Energy insurance	24,777,809,364	21,417,250,408
Aviation insurance	12,375,156,225	12,568,882,202
Other insurance	25,668,301,606	14,794,259,275
<b>2. Deductions in outward reinsurance premium</b>	<b>(53,769,635,131)</b>	<b>(35,996,453,606)</b>
<b>3. Increase/(decrease) in unearned reinsurance premiums ceded reserves (Note 14(a))</b>	<b>139,594,370,994</b>	<b>(81,397,796,111)</b>
<b>Total premiums ceded ((1)+(2)-(3))</b>	<b>1,354,691,190,967</b>	<b>1,329,542,904,114</b>

## 20 COMMISSION INCOME AND OTHER INSURANCE INCOME

	2025 VND	2024 VND
Commission income on premiums ceded (Note 13)	251,526,902,697	226,896,165,168
Other insurance income	36,163,544,093	32,377,156,530
	<u>287,690,446,790</u>	<u>259,273,321,698</u>



NOTES TO THE FINANCIAL STATEMENTS  
FOR THE YEAR ENDED 31 DECEMBER 2025

21 TOTAL INSURANCE CLAIM SETTLEMENT EXPENSES

	2025 VND	2024 VND (Restated – Note 32)
<b>1. Gross claim expenses</b>	<b>1,135,391,018,138</b>	<b>833,493,927,602</b>
Property insurance	647,380,955,864	354,184,767,093
Engineering insurance	59,434,560,379	53,262,326,409
Motor vehicle insurance	153,221,314,809	83,215,147,228
Hull and P&I insurance	85,808,184,021	125,970,901,171
Cargo insurance	32,800,439,424	30,621,054,302
Personal insurance	104,721,156,987	61,541,075,125
Fire insurance	22,115,537,746	111,823,070,554
Energy insurance	17,015,715,048	4,019,311,791
Aviation insurance	3,940,624,035	2,915,008,071
Other insurance	8,952,529,825	5,941,265,858
<b>2. Claims recovered from reinsurers</b>	<b>718,053,437,686</b>	<b>526,928,174,946</b>
<b>3. (Decrease)/increase in inward claims reserves (Note 14(a))</b>	<b>(80,540,418,615)</b>	<b>623,564,229,319</b>
<b>4. (Decrease)/increase in reinsurance claims recovery reserves (Note 14(a))</b>	<b>(347,990,276,009)</b>	<b>349,414,922,552</b>
<b>Total insurance claim settlement expenses ((1)-(2)+(3)-(4))</b>	<b>684,787,437,846</b>	<b>580,715,059,423</b>

22 OTHER INSURANCE EXPENSES

	2025 VND	2024 VND (Restated – Note 32)
Commission expenses (Note 7(a))	749,048,231,864	651,116,051,246
Staff costs	36,496,701,575	34,594,153,075
Inward reinsurance brokerage expenses	12,684,170,983	9,189,060,053
Other inward reinsurance expenses	9,777,473,736	30,172,605,054
Other expenses	46,369,229,281	37,239,207,988
	<b>854,375,807,439</b>	<b>762,311,077,416</b>

23 FINANCIAL INCOME

	2025 VND	2024 VND
Interest income from deposits	143,788,841,618	148,481,639,513
Interest income from bonds	71,696,054,117	41,831,152,460
Dividend income	46,450,896,070	47,440,726,900
Realised foreign exchange gains	33,870,587,882	36,959,421,799
	<b>295,806,379,687</b>	<b>274,712,940,672</b>

**NOTES TO THE FINANCIAL STATEMENTS  
FOR THE YEAR ENDED 31 DECEMBER 2025**

**24 FINANCIAL EXPENSES**

	<b>2025 VND</b>	<b>2024 VND (Restated – Note 32)</b>
Realised foreign exchange loss	35,201,698,739	36,235,458,767
Investment department's operating costs (*)	19,390,392,933	9,058,994,432
State Audit's restatements	-	(9,058,994,432)
Interest expenses	10,365,752,741	6,509,111,853
Net losses from foreign currency translation at year-end	2,326,517,450	869,504,533
Others	5,788,357,964	4,423,132,429
	<u>73,072,719,827</u>	<u>48,037,207,582</u>

(\*) These include expenses related to employees engaged in financial investment activities. Comparative figures have been restated according to Note 32.

**25 GENERAL AND ADMINISTRATION EXPENSES**

	<b>2025 VND</b>	<b>2024 VND (Restated – Note 32)</b>
Staff costs	22,685,300,297	27,566,145,882
Outside service expenses	9,114,893,908	11,616,351,932
Tax, fees and charges	3,531,454,531	5,231,553,589
Others	6,638,280,673	6,279,711,155
	<u>41,969,929,409</u>	<u>50,693,762,558</u>

**26 COST OF OPERATION BY FACTOR**

	<b>2025 VND</b>	<b>2024 VND</b>
Commission expense for inward reinsurance	749,048,231,864	651,116,051,246
Claim expenses	684,787,437,846	580,715,059,423
Staff costs	75,548,237,759	62,160,298,957
Increase/(decrease) in catastrophe and equalisation reserves	48,382,388,534	(47,943,519,947)
Inward reinsurance brokerage expenses	12,684,170,983	9,189,060,053
Other inward reinsurance expenses	9,777,473,736	30,172,605,054
Other expenses	68,678,015,439	60,366,824,664
	<u>1,648,905,956,161</u>	<u>1,345,776,379,450</u>

**NOTES TO THE FINANCIAL STATEMENTS  
FOR THE YEAR ENDED 31 DECEMBER 2025**

**27 CIT**

The CIT on the Corporation's accounting profit before tax differs from the theoretical amount that would arise using the applicable tax rate of 20% as follows:

	2025 VND	2024 VND (Restated – Note 32)
Accounting profit before tax	301,434,288,423	241,894,396,426
Effect of:		
- Remuneration of the Board of Directors and the Audit Committee	796,500,000	1,318,500,000
- Unrealised foreign exchange gains in previous year that were realised in the current year	2,859,737,762	2,613,989,940
- Other non-deductible expenses	5,324,262,123	5,833,085,927
- Unrealised foreign exchange differences	(4,310,058,040)	(2,859,737,762)
- Non-taxable income	(1,816,183,427)	(1,960,852,958)
Taxable profit	304,288,546,841	246,839,381,573
Applicable tax rate	20%	20%
CIT expense based on taxable profit in the current year	60,857,709,368	49,367,876,315
Adjustments of prior year's CIT expense to the current year's CIT expense	966,682,092	736,916,742
Total current CIT expense (*)	61,824,391,460	50,104,793,057

(\*) The CIT charge for the year is based on estimated taxable profit and is subject to review and possible adjustments by the tax authorities.

**28 FINANCIAL RISK MANAGEMENT**

**Capital risk management**

The Corporation manages its capital to ensure that the Corporation will be able to continue as a going concern while maximising the return to shareholders through the optimisation of the equity and debt balance.

The capital structure of the Corporation only consists of net liability (comprising borrowings minus cash) and equity attributable to shareholders (comprising contributed capital and reserves).

The Corporation always aims to maintain a strong capital base to support the development of its business and to comply with regulatory capital and the solvency requirements regulated in the relevant local regulations. In which:

- The solvency margin of a reinsurance company is the difference between the value of the assets and the liabilities of the reinsurance company at the time of calculating the solvency margin. The assets considered in the solvency margin of the reinsurance company shall be fully included or deducted based on the guidance provided in Circular 67/2023/TT-BTC issued by the Ministry of Finance.



NOTES TO THE FINANCIAL STATEMENTS  
FOR THE YEAR ENDED 31 DECEMBER 2025

28 FINANCIAL RISK MANAGEMENT (CONTINUED)

Capital risk management (continued)

- The minimum solvency margin of a reinsurance company is the greater of the following figures:
  - 25% of the total retained reinsurance premiums at the time of calculating the solvency margin;
  - 12.5% of the total reinsurance premiums received at the time of calculating the solvency margin.

The table below presents the solvency capital and the minimum solvency margin of the Corporation.

	Corporation's solvency margin VND	Minimum solvency margin VND	Solvency margin ratio %
31 December 2025	1,039,526,821,193	403,186,571,118	258%
31 December 2024	1,007,746,256,096	310,420,138,722	325%

Categories of financial instruments

	2025	2024
<b>Financial assets</b>		
Cash and cash equivalents	37,454,513,605	8,678,819,224
Trade and other short-term receivables (*)	779,963,619,037	671,432,436,959
Short-term investments	2,388,843,775,360	1,911,959,000,000
Other long-term receivables	10,000,000,000	10,000,000,000
Long-term investments	1,581,771,120,420	1,260,863,272,810
Total	<u>4,798,033,028,422</u>	<u>3,862,933,528,993</u>
<b>Financial liabilities</b>		
Short-term borrowings	242,003,809,155	-
Trade and other short-term payables	894,493,152,478	813,867,328,625
Total	<u>1,136,496,961,633</u>	<u>813,867,328,625</u>

(\*) Figures presented are before provision.

The Board of Management of the Corporation has assessed that the fair values of financial assets and financial liabilities at the end of financial year are equal to their book values, except for the fair values of the investments in PIF (2024 also included POF) and bonds as presented in Note 4.

NOTES TO THE FINANCIAL STATEMENTS  
FOR THE YEAR ENDED 31 DECEMBER 2025

28 FINANCIAL RISK MANAGEMENT (CONTINUED)

**Financial risk management objectives**

The Corporation has set up a risk management system to identify and assess the risks exposed by the Corporation and designed control policies and procedures to manage those risks at an acceptable level. The risk management system is reviewed on a regular basis to reflect changes in market conditions and the Corporation's operations.

The Corporation's activities may be exposed to risks include reinsurance risk, market risk, credit risk and liquidity risk. In general, the Corporation's risk management policies are intended to minimise the potential adverse effects of these risks on the Corporation's business performance.

(a) **Reinsurance risk**

A risk arising from any reinsurance contract is the possibility of failure to make an accurate assessment on risk levels of insurance subjects and on loss levels under reinsurance liability. The risk assessment on reinsurance acceptance and losses under the reinsurers' obligations is restricted by quality, timeliness and completeness of information investigated and provided by clients, cedants, and other partners in reinsurance activities. The Corporation manages such risks by applying the inward reinsurance strategy, setting up an appropriate rate of retained premium for each inward reinsurance type, arranging outward reinsurance activities reasonably, and actively providing compensations.

(b) **Market risk**

Market risk is the risk that the fair value or future cash flows of a financial instrument will fluctuate with the fluctuation of market price. Market risk includes 3 types of risk: currency risk, price risk and interest rate risk.

(i) **Currency risk**

The Corporation's activities expose primarily to the financial risks of fluctuations in foreign currency exchange rates and prices.

To manage foreign currencies for reinsurance settlement, the Corporation undertakes certain transactions denominated in foreign currencies; consequently, exposures to exchange rate fluctuations arise.

The carrying amount of the Corporation's monetary assets and monetary liabilities denominated in foreign currencies at the end of year is as follows:

	<b>Assets</b>		<b>Liabilities</b>	
	<b>31/12/2025</b>	<b>31/12/2024</b>	<b>31/12/2025</b>	<b>31/12/2024</b>
	<b>VND</b>	<b>VND</b>	<b>VND</b>	<b>VND</b>
United States Dollar (USD)	365,363,122,267	195,491,975,157	270,898,468,999	288,987,098,923
Euro (EUR)	27,015,456,756	35,448,398,141	41,955,027,695	39,799,097,263
British Pound (GBP)	1,345,757,257	3,186,502,755	16,454,011,404	15,709,479,250
Others	55,607,352,670	28,787,909,565	39,381,486,131	16,834,608,300
	<b>449,331,688,950</b>	<b>262,914,785,618</b>	<b>368,688,994,229</b>	<b>361,330,283,736</b>

The Corporation's business is exposed to foreign exchange rates, mainly USD, Euro and GBP.

NOTES TO THE FINANCIAL STATEMENTS  
FOR THE YEAR ENDED 31 DECEMBER 2025

28 FINANCIAL RISK MANAGEMENT (CONTINUED)

(b) Market risk (continued)

(ii) Currency risk (continued)

2% is the sensitivity rate used by the Board of Management when analysing foreign currency risk and represents the Board of Management's assessment of the reasonably possible change in foreign exchange rates. The sensitivity analysis includes only outstanding foreign currency denominated monetary items and adjusts their translation at the year-end for a 2% change in foreign currency rates. For a 2% increase/(decrease) in the following foreign currencies against Vietnamese Dong, the profit before tax in the year would increase/(decrease) by the respective amounts as follows:

	31/12/2025	31/12/2024
United States Dollar (USD)	1,889,293,065	(1,869,902,475)
Euro (EUR)	(298,791,419)	(87,013,982)
British Pound (GBP)	(302,165,083)	(250,459,530)

(iii) Interest rate risk

The Corporation bears interest rate risk on deposits at banks. The Corporation's term deposits in VND have many different interest rates and will bear interest rate risk when reinvesting.

The Corporation also bears interest rate risk on borrowings. As of 31 December 2025, if the VND interest rate increases/decreases by 2% while all other variables (including tax rates) remain unchanged, the accounting profit before tax for the year will be lower/higher by VND 8,551,232,993 (for the year ended 31 December 2024: lower/higher by VND 6,778,631,251) due to the higher/lower interest expenses of these borrowings.

(iv) Price risk

The Corporation is exposed to equity price risks arising from investments in other entities. The Corporation does not have intention to trade these investments in the foreseeable future. The Corporation reviews and assesses these investments on an annual basis to provide concrete policies in order to ensure legal compliance and investment effectiveness.

(c) Credit risk

Credit risk refers to the risk that a counterparty will default on its contractual obligations resulting in financial loss to the Corporation. The Corporation has a credit policy in place and the exposure to credit risk is monitored on an ongoing basis. The Corporation's business operation is reinsurance; accordingly, the Corporation's credit risk mainly focuses on clients operating in direct insurance. As at the reporting date, there is credit risk arising on the trade receivables. The Corporation has made sufficient provision for such receivables



**NOTES TO THE FINANCIAL STATEMENTS  
FOR THE YEAR ENDED 31 DECEMBER 2025****28 FINANCIAL RISK MANAGEMENT (CONTINUED)****(d) Liquidity risk**

The purpose of liquidity risk management is to ensure the availability of funds to meet present and future financial obligations. Liquidity is also managed by ensuring that the excess of maturing liabilities over maturing assets in any year is kept to manageable levels relative to the amount of funds that the Corporation believes can generate within that year. The Corporation's policy is to regularly monitor current and expected liquidity requirements to ensure that the Corporation maintains sufficient reserves of cash, and adequate committed funding from its shareholders to meet its liquidity requirements in the short and longer term.

The following table details the Corporation's remaining contractual maturity for its non-derivative financial assets and financial liabilities with agreed repayment periods. The table has been drawn up based on the undiscounted cash flows of financial assets and undiscounted cash flows of financial liabilities based on the earliest date on which the Corporation can be required to pay. The inclusion of information on non-derivative financial assets is necessary in order to understand the Corporation's liquidity risk management as liquidity is managed on a net asset and liability basis.

NOTES TO THE FINANCIAL STATEMENTS  
FOR THE YEAR ENDED 31 DECEMBER 2025

28 FINANCIAL RISK MANAGEMENT (CONTINUED)

(d) Liquidity risk (continued)

	Term less than 1 year VND	Term more than 1 year VND	Total VND
<b>As at 31 December 2025</b>			
Cash and cash equivalents	37,454,513,605	-	37,454,513,605
Trade and other short-term receivables (*)	779,963,619,037	-	779,963,619,037
Short-term investments	2,388,843,775,360	-	2,388,843,775,360
Other long-term receivables	-	10,000,000,000	10,000,000,000
Long-term investments	-	1,581,771,120,420	1,581,771,120,420
<b>Total</b>	<b>3,206,261,908,002</b>	<b>1,591,771,120,420</b>	<b>4,798,033,028,422</b>
<b>As at 31 December 2025</b>			
Short-term borrowings	(242,003,809,155)	-	(242,003,809,155)
Trade and other short-term payables	(894,493,152,478)	-	(894,493,152,478)
<b>Total</b>	<b>(1,136,496,961,633)</b>	<b>-</b>	<b>(1,136,496,961,633)</b>
<b>Net liquidity gap</b>	<b>2,069,764,946,369</b>	<b>1,591,771,120,420</b>	<b>3,661,536,066,789</b>

(\*) Figures presented are before provision.

NOTES TO THE FINANCIAL STATEMENTS  
FOR THE YEAR ENDED 31 DECEMBER 2025

## 28 FINANCIAL RISK MANAGEMENT (CONTINUED)

## (d) Liquidity risk (continued)

	Term less than 1 year VND	Term more than 1 year VND	Total VND
<b>As at 31 December 2024</b>			
Cash and cash equivalents	8,678,819,224	-	8,678,819,224
Trade and other short-term receivables (*)	671,432,436,959	-	671,432,436,959
Short-term investments	1,911,959,000,000	-	1,911,959,000,000
Other long-term receivables	-	10,000,000,000	10,000,000,000
Long-term investments	-	1,260,863,272,810	1,260,863,272,810
<b>Total</b>	<b>2,592,070,256,183</b>	<b>1,270,863,272,810</b>	<b>3,862,933,528,993</b>
<b>As at 31 December 2024</b>			
Trade and other short-term payables	(813,867,328,625)	-	(813,867,328,625)
<b>Net liquidity gap</b>	<b>1,778,202,927,558</b>	<b>1,270,863,272,810</b>	<b>3,049,066,200,368</b>

(\*) Figures presented are before provision.



**NOTES TO THE FINANCIAL STATEMENTS  
FOR THE YEAR ENDED 31 DECEMBER 2025**

**29 RELATED PARTY DISCLOSURES**

During the year, the Corporation had transactions carried out with the following related parties:

<b>Related parties</b>	<b>Relationship</b>
PVI Holdings	Parent company
PVI Insurance Corporation	Fellow group subsidiary
PVI Asset Management Joint Stock Company	Fellow group subsidiary
PVI Opportunity Investment Fund	Fellow group subsidiary
PVI Infrastructure Investment Fund	Fellow group subsidiary
Hannover Re	Common shareholder with parent company
Hannover Re - Malaysia Branch	Common shareholder with parent company
HDI Global Specialty SE	Common shareholder with parent company
HDI-Gerling Industrie, Versicherung AG	Common shareholder with parent company
Board of Directors/Audit Committee/ Board of Management	Key management personnel

**(a) Related party transactions**

	<b>2025 VND</b>	<b>2024 VND</b>
<b>i) Inward reinsurance premium</b>		
PVI Insurance Corporation	1,618,729,158,015	1,344,080,760,708
Hannover Re	16,740,214,561	27,108,471,133
	<u>1,635,469,372,576</u>	<u>1,371,189,231,841</u>
<b>ii) Outward reinsurance premium</b>		
PVI Insurance Corporation	214,425,941,800	238,568,337,827
Hannover Re - Malaysia Branch	17,355,221,000	1,405,115,540
HDI Global Specialty SE	2,861,261,045	2,030,383,514
Hannover Re	(260,640,229)	212,771,074
	<u>234,381,783,616</u>	<u>242,216,607,955</u>
<b>iii) Commission and other income from outward reinsurance</b>		
PVI Insurance Corporation	59,264,252,357	62,895,565,172
Hannover Re - Malaysia Branch	4,413,234,952	63,538,904
HDI Global Specialty SE	681,700,423	543,484,773
Hannover Re	(92,527,281)	75,533,703
	<u>64,266,660,451</u>	<u>63,578,122,552</u>
<b>iv) Claim settlement expenses for inward reinsurance</b>		
PVI Insurance Corporation	669,942,080,248	496,524,264,090
Hannover Re	13,131,189,805	35,644,564,193
	<u>683,073,270,053</u>	<u>532,168,828,283</u>

NOTES TO THE FINANCIAL STATEMENTS  
FOR THE YEAR ENDED 31 DECEMBER 2025

## 29 RELATED PARTY DISCLOSURES (CONTINUED)

## (a) Related party transactions (continued)

	2025 VND	2024 VND
<b>v) Claim receipt from ceded reinsurance</b>		
PVI Insurance Corporation	156,319,081,040	68,073,031,546
HDI Global Specialty SE	7,153,275,817	-
HDI-Gerling Industrie, Versicherung AG	-	53,418,454
Hannover Re - Malaysia Branch	4,657,771	100,123,103
	<u>163,477,014,628</u>	<u>68,226,573,103</u>
<b>vi) Commission and other expenses for inward reinsurance</b>		
PVI Insurance Corporation	<u>434,787,033,104</u>	<u>346,048,465,009</u>
<b>vii) Office rental and services charges</b>		
PVI Holdings	<u>5,020,905,934</u>	<u>4,803,242,103</u>
<b>viii) Dividend paid</b>		
PVI Holdings	<u>143,911,137,000</u>	<u>135,445,776,000</u>
<b>ix) Receipt of a deposit contract</b>		
PVI Holdings	<u>-</u>	<u>151,161,342,466</u>
<b>x) Investment consultant fees</b>		
PVI Asset Management Joint Stock Company	<u>266,800,000</u>	<u>493,500,000</u>
<b>xi) Entrusted investment fees</b>		
PVI Asset Management Joint Stock Company	<u>5,521,557,964</u>	<u>3,929,632,429</u>
<b>xii) Other transactions with PVI Infrastructure Investment Fund</b>		
Dividend receipt	18,410,703,352	22,468,000,000
Dividend receivables	22,559,333,333	22,468,000,000
Bonds purchased	<u>413,193,262,088</u>	<u>-</u>
<b>xiii) Other transactions with PVI Opportunity Investment Fund</b>		
Dividend receipt	23,891,562,737	24,972,726,900
Bonds purchased	120,804,323,586	-
Investment withdrawals	<u>304,545,450,000</u>	<u>-</u>

NOTES TO THE FINANCIAL STATEMENTS  
FOR THE YEAR ENDED 31 DECEMBER 2025

29 RELATED PARTY DISCLOSURES (CONTINUED)

(a) Related party transactions (continued)

	2025 VND	2024 VND
<b>xiv) Compensation of key management</b>		
The remuneration of the Board of Directors and the net salaries of the Board of Management received during the year were as follows:		
<b>Board of Directors</b>		
Mr. Phung Tuan Kien	394,300,000	429,050,000
Mr. Duong Thanh Danh Francois	143,000,000	156,000,000
Mr. Nguyen Phuc Anh	121,500,000	202,500,000
Mr. Trinh Van Luong	162,000,000	175,500,000
Mr. Tran Duy Cuong	148,500,000	162,000,000
<b>Board of Management</b>		
Mr. Trinh Anh Tuan	2,141,700,000	2,204,400,000
Ms. Le Thi Thuy	1,496,000,000	1,550,400,000
Mr. Nguyen Hong Long	1,383,800,000	1,428,000,000
Mr. Nguyen Anh Hung	1,159,400,000	1,183,200,000
Mr. Ngo Thanh Hai	1,062,600,000	1,104,000,000
	<u>8,212,800,000</u>	<u>8,595,050,000</u>

The additional after-tax remuneration of the Board of Directors and the Board of Management received during the year as follows:

<b>Board of Directors</b>		
Mr. Phung Tuan Kien	-	664,376,574
Mr. Duong Thanh Danh Francois	-	498,282,431
Mr. Nguyen Phuc Anh	-	92,274,524
Mr. Trinh Van Luong	-	152,252,965
Mr. Tran Duy Cuong	-	121,802,372
<b>Board of Management</b>		
Mr. Trinh Anh Tuan	545,879,500	3,234,894,727
Ms. Le Thi Thuy	366,182,750	1,110,734,041
Mr. Nguyen Hong Long	339,948,500	1,027,502,014
Mr. Nguyen Anh Hung	281,762,750	967,726,201
Mr. Ngo Thanh Hai	252,956,097	788,842,645
	<u>1,786,729,597</u>	<u>8,658,688,494</u>

As at the date of the financial statements, the additional after-tax remuneration for 2025 for the Board of Directors and the Board of Management has not been paid due to the approval for the additional remuneration is on-going in accordance with the Corporation's regulation.



NOTES TO THE FINANCIAL STATEMENTS  
FOR THE YEAR ENDED 31 DECEMBER 2025

## 29 RELATED PARTY DISCLOSURES (CONTINUED)

## (b) Year-end balances with related parties

	2025 VND	2024 VND
<b>i) Insurance receivables (Note 5(a))</b>		
PVI Insurance Corporation	192,684,721,149	212,547,686,406
Hannover Re	9,855,718,628	8,129,433,804
Hannover Re - Malaysia Branch	1,128,466,941	(12,688,862)
HDI-Gerling Industrie, Versicherung AG	55,365,383	53,611,661
HDI Global Specialty SE	12,543,299	-
	<u>203,736,815,400</u>	<u>220,718,043,009</u>
<b>ii) Insurance payables (Note 10)</b>		
PVI Insurance Corporation	78,991,043,374	146,306,622,103
Hannover Re	32,594,091,747	28,592,869,307
Hannover Re - Malaysia Branch	14,059,583,960	(358,130)
HDI Global Specialty SE	400,883,806	-
	<u>126,045,602,887</u>	<u>174,899,133,280</u>
<b>iii) Short-term trade accounts payable</b>		
PVI Holdings	94,725,000	-
	<u>94,725,000</u>	<u>-</u>
<b>iv) Other short-term payables</b>		
PVI Asset Management Joint Stock Company	2,038,081,661	2,023,402,568
PVI Holdings	703,505,411	929,420,291
	<u>2,741,587,072</u>	<u>2,952,822,859</u>
<b>v) Capital investments (Note 4(b))</b>		
PVI Infrastructure Investment Fund	274,000,000,000	274,000,000,000
PVI Opportunity Investment Fund	-	304,545,450,000
	<u>274,000,000,000</u>	<u>578,545,450,000</u>

## 30 COMMITMENTS UNDER OPERATING LEASES

The future minimum lease payments under non-cancellable operating leases were as follows:

	2025 VND	2024 VND
Within one year	554,950,820	741,967,213
Between one and five years	443,147,541	-
	<u>998,098,361</u>	<u>741,967,213</u>

## HANOI REINSURANCE JOINT STOCK CORPORATION

Form B 09 - DNPNT

NOTES TO THE FINANCIAL STATEMENTS  
FOR THE YEAR ENDED 31 DECEMBER 2025

## 31 SUMMARIES OF CLAIMS

	2021 VND	2022 VND	2023 VND	2024 VND	2025 VND	Total VND
<b>Accumulated claim reserve amount</b>						
At the end of the year of losses	1,063,906,787,030	467,348,114,322	206,800,319,614	1,299,846,282,643	533,234,077,707	3,571,135,581,315
After 1 year	1,429,488,350,800	984,823,479,296	639,120,789,291	1,694,345,508,099	-	4,747,778,127,486
After 2 years	1,564,009,369,205	1,050,098,564,450	740,598,050,983	-	-	3,354,705,984,638
After 3 years	1,250,132,996,308	1,028,059,161,855	-	-	-	2,278,192,158,163
After 4 years	1,269,622,401,335	-	-	-	-	1,269,622,401,335
<b>Claim reserve amount accumulated to the current year (1)</b>	<b>1,269,622,401,335</b>	<b>1,028,059,161,855</b>	<b>740,598,050,983</b>	<b>1,694,345,508,099</b>	<b>533,234,077,707</b>	<b>5,265,859,199,979</b>
<b>Accumulated paid claim amount</b>						
At the end of the year of losses	110,009,482,576	106,240,496,911	34,774,143,186	33,030,474,767	41,795,078,595	325,849,676,035
After 1 year	571,321,993,213	539,952,469,956	229,769,639,284	771,755,636,080	-	2,112,799,738,533
After 2 years	795,500,009,825	757,938,782,264	422,682,367,129	-	-	1,976,121,159,218
After 3 years	1,069,107,487,098	820,657,481,097	-	-	-	1,889,764,968,195
After 4 years	1,103,746,266,137	-	-	-	-	1,103,746,266,137
<b>Paid claim amount accumulated to the current year (2)</b>	<b>1,103,746,266,137</b>	<b>820,657,481,097</b>	<b>422,682,367,129</b>	<b>771,755,636,080</b>	<b>41,795,078,595</b>	<b>3,160,636,829,038</b>
<b>Total outstanding claim reserve (3)=(1)-(2)</b>	<b>165,876,135,198</b>	<b>207,401,680,758</b>	<b>317,915,683,854</b>	<b>922,589,872,019</b>	<b>491,438,999,112</b>	<b>2,105,222,370,941</b>
Outstanding claim reserve for previous years' losses						371,643,457,271
<b>Total outstanding claim reserve at the year-end</b>						<b>2,476,865,828,212</b>

NOTES TO THE FINANCIAL STATEMENTS  
FOR THE YEAR ENDED 31 DECEMBER 2025

32 RESTATEMENT OF CORRESPONDING FIGURES

Certain corresponding figures for the financial year ended 31 December 2024 have been restated. In which:

**Adjustment 1:** The Corporation reclassified investments in bonds amounting to VND 317,165,600,000 from short-term to long-term to correctly reflect the remaining maturity of these bonds.

**Adjustment 2:** The Corporation has made a number of immaterial adjustments on corresponding figures in the financial year ended 31 December 2024 in accordance with the Official Letter No. 233/KTNN-TH dated 22 September 2025 of the State Audit. These adjustments mainly relate to:

- Reduction in the provision for doubtful debts by VND 1,308,362,624.
- Reduction in the estimation of the outstanding loss reserves by VND 660,625,589.
- Reduction of financial expenses, increase of other insurance expenses and general and administrative expenses by VND 9,058,994,432; and
- Increase tax payable to the State and other impacts of the adjustments mentioned above and other immaterial adjustments.



NOTES TO THE FINANCIAL STATEMENTS  
FOR THE YEAR ENDED 31 DECEMBER 2025

## 32 RESTATEMENT OF CORRESPONDING FIGURES (CONTINUED)

Code	ASSETS	As at 31 December 2024		
		As previously reported VND	Adjustment 1 VND	Adjustment 2 VND
100	<b>CURRENT ASSETS</b>	<b>5,717,559,646,451</b>	<b>(317,165,600,000)</b>	<b>1,308,362,624</b>
120	Short-term investments	2,229,124,600,000	(317,165,600,000)	-
121	Investments held to maturity	2,229,124,600,000	(317,165,600,000)	-
130	Short-term receivables	668,022,058,279	-	1,308,362,624
139	Short-term provision for doubtful debts	(3,525,489,874)	-	1,308,362,624
200	<b>LONG-TERM ASSETS</b>	<b>983,439,458,930</b>	<b>317,165,600,000</b>	<b>-</b>
250	Long-term investments	943,697,672,810	317,165,600,000	-
258	Other long-term investments	943,697,672,810	317,165,600,000	-
270	<b>TOTAL ASSETS</b>	<b>6,700,999,105,381</b>	<b>-</b>	<b>1,308,362,624</b>
300	<b>LIABILITIES</b>	<b>5,091,006,632,844</b>	<b>-</b>	<b>43,444,383</b>
310	Short-term liabilities	5,091,006,632,844	-	43,444,383
314	Tax and other payables to the State	17,711,431,852	-	704,069,972
329	Technical reserves	4,143,010,314,774	-	(660,625,589)
329.2	Gross inward reinsurance claims reserves	2,713,418,464,738	-	(660,625,589)
400	<b>OWNERS' EQUITY</b>	<b>1,609,992,472,537</b>	<b>-</b>	<b>1,264,918,241</b>
410	Capital and reserves	1,609,992,472,537	-	1,264,918,241
419	Compulsory reserve	81,382,846,767	-	63,245,912
421	Undistributed earnings	155,281,290,991	-	1,201,672,329
421b	- Post-tax profit of current year	60,938,450,872	-	1,201,672,329
440	<b>TOTAL RESOURCES</b>	<b>6,700,999,105,381</b>	<b>-</b>	<b>1,308,362,624</b>

NOTES TO THE FINANCIAL STATEMENTS  
FOR THE YEAR ENDED 31 DECEMBER 2025

## 32 RESTATEMENT OF CORRESPONDING FIGURES (CONTINUED)

		Year ended 31 December 2024			
Code		As previously reported VND	Adjustment 1 VND	Adjustment 2 VND	As restated VND
13	(Decrease)/increase in inward claims reserves	624,224,854,908	-	(660,625,589)	623,564,229,319
15	Total claim expenses (15=11-12+13-14)	581,375,685,012	-	(660,625,589)	580,715,059,423
17	Other insurance expenses (17=17.1+17.2)	758,317,035,214	-	3,994,042,202	762,311,077,416
17.2	Other insurance expenses	107,200,983,968	-	3,994,042,202	111,195,026,170
18	Total insurance expenses (18=15+16+17)	1,291,749,200,279	-	3,333,416,613	1,295,082,616,892
19	Gross insurance profit (19=10-18)	69,816,371,587	-	(3,333,416,613)	66,482,954,974
24	Financial expenses	57,096,202,014	-	(9,058,994,432)	48,037,207,582
25	Gross financial profit (25=23-24)	217,616,738,658	-	9,058,994,432	226,675,733,090
26	General and administrative expenses	46,662,734,474	-	4,031,028,084	50,693,762,558
30	Gross operating profit (30=19+25-26)	240,770,375,771	-	1,694,549,735	242,464,925,506
50	Accounting profit before tax (50=30+40)	240,199,846,691	-	1,694,549,735	241,894,396,426
51	Current income tax ("CIT") - current	49,675,161,563	-	429,631,494	50,104,793,057
60	Profit after tax	190,524,685,128	-	1,264,918,241	191,789,603,369
70	Basic earnings per share	1,761	-	12	1,773

NOTES TO THE FINANCIAL STATEMENTS  
FOR THE YEAR ENDED 31 DECEMBER 2025

33 SEGMENT REPORTING

The Corporation's principal activities are reinsurance business. Financial investment activities are a part of the reinsurance business, primarily funded by owners' capital and idle funds from the Corporation's technical reserves. Investments in other business activities are not material. Therefore, the Board of Management assesses that not presenting segment reporting is in line with the Corporation's current business operation.

For geographical segment reporting, the Corporation operates only within the territory of Vietnam. Therefore, the Corporation does not have any geographical segments outside the territory of Vietnam.

The financial statements were approved by the Board of Management on 12 February 2026.



Tran Quoc Cuong  
Preparer



Ngo Thanh Hai  
Chief Accountant



Trinh Anh Tuan  
Chief Executive Officer