

# **Sai Gon - Ha Noi Insurance Corporation**

Separate financial statements

For the year ended 31 December 2025



**Shape the future  
with confidence**

# **Sai Gon - Ha Noi Insurance Corporation**

Separate financial statements

For the year ended 31 December 2025



# Saigon - Hanoi Insurance Corporation

## CONTENTS

	<i>Pages</i>
General information	1
Report of Management	2
Independent auditors' report	3 - 4
Separate balance sheet	5 - 8
Separate income statement	9 - 11
Separate cash flow statement	12 - 13
Notes to the separate financial statements	14 - 60



# Saigon - Hanoi Insurance Corporation

## GENERAL INFORMATION

### CORPORATION

Sai Gon - Ha Noi Insurance Corporation ("the Corporation") is a joint stock company established in Vietnam in accordance with Business License No. 56 GP/KDBH issued by the Ministry of Finance on 10 December 2008 and the subsequent amendments. The most current amendment No. 56/GPDC27/KDBH was issued on 24 October 2024.

The current principal activities of the Corporation are to provide non-life insurance products, reinsurance business, risk and loss prevention, loss adjusting, investment activities and other business operations that are in line with prevailing laws and regulations.

The Corporation's head office is located at 3 Duong Dinh Nghe Street, Yen Hoa Ward, Hanoi. The Corporation has fifty - four (54) branches nationwide.

### BOARD OF DIRECTORS

Members of the Corporation's Board of Directors during the year and at the date of this report are:

Mr. Kim Kang Wook	Chairman	Appointed on 26 April 2024
Mr. Oh Ji Won	Member	Appointed on 26 April 2024
Mr. Do Dang Khang	Member	Appointed on 27 August 2025
Mr. Baek Shin Woong	Member	Appointed on 27 August 2025
Mr. Nguyen Tat Thang	Member	Appointed on 27 August 2025
Mr. Doan Kien	Member	Appointed on 26 April 2024 Resigned on 27 August 2025
Mr. Nguyen Van Truong	Member	Appointed on 26 April 2024 Resigned on 27 August 2025

### BOARD OF SUPERVISION

Members of the Corporation's Board of Supervision during the year and at the date of this report are:

Ms. Bui Thi Minh Thu	Head of the Board	Reappointed on 20 June 2023
Ms. Nguyen Thi Minh Thuong	Member	Reappointed on 20 June 2023
Mr. Dang Viet Dinh	Member	Appointed on 27 August 2025
Ms. Tran Bich Hop	Member	Appointed on 26 April 2024 Resigned on 27 August 2025

### MANAGEMENT

Members of the Corporation's Management during the year and at the date of this report are:

Mr. Do Dang Khang	General Director	Appointed on 05 September 2025
Mr. Doan Kien	General Director	Appointed on 01 April 2024 Resigned on 27 August 2025
Mr. Nguyen Van Truong	Deputy General Director	Appointed on 01 April 2024 Resigned on 01 April 2025
Mr. Vu Duc Trung	Deputy General Director	Appointed on 28 Jan 2022 Resigned on 21 July 2025
Mr. Le Hoai Nam	Deputy General Director	Appointed on 02 August 2017 Resigned on 26 August 2025
Mr. Pham Quang Trinh	Deputy General Director	Reappointed on 01 April 2025
Mr. Pham Ngoc Quan	Deputy General Director	Appointed on 01 April 2025

### LEGAL REPRESENTATIVE

The legal representatives of the Corporation during the year and at the date of this report are Mr. Do Dang Khang - Title: General Director.

### AUDITOR

The auditor of the Corporation is Ernst & Young Vietnam Limited.



# Saigon - Hanoi Insurance Corporation

## REPORT OF MANAGEMENT

The Management of Sai Gon - Ha Noi Insurance Corporation ("the Corporation") is pleased to present this report and the separate financial statements of the Corporation for the year ended 31 December 2025.

### THE MANAGEMENT'S RESPONSIBILITY IN RESPECT OF THE SEPARATE FINANCIAL STATEMENTS

The Management is responsible for the separate financial statements of each financial year which give a true and fair view of the separate financial position of the Corporation and of the separate results of its operations and its separate cash flows for the year. In preparing those separate financial statements, Management is required to:

- ▶ select suitable accounting policies and then apply them consistently;
- ▶ make judgements and estimates that are reasonable and prudent;
- ▶ state whether applicable accounting standards have been followed, subject to any material departures disclosed and explained in the separate financial statements; and
- ▶ prepare the separate financial statements on the going concern basis unless it is inappropriate to presume that the Corporation will continue its business.

The Management is responsible for ensuring that proper accounting records are kept which disclose, with reasonable accuracy at any time, the separate financial position of the Corporation and to ensure that the accounting records comply with the applied accounting system. It is also responsible for safeguarding the assets of the Corporation and hence for taking reasonable steps for the prevention and detection of fraud and other irregularities.

The Management confirmed that it has complied with the above requirements in preparing the accompanying separate financial statements.

### STATEMENT BY THE MANAGEMENT

The Management does hereby state that, in its opinion, the accompanying separate financial statements give a true and fair view of the separate financial position of the Corporation as at 31 December 2025 and of the separate results of its operations and its separate cash flows for the year then ended in accordance with the Vietnamese Accounting Standards, Vietnamese Enterprise Accounting System, accounting guidance applicable to general insurance companies and the statutory requirements relevant to preparation and presentation of the separate financial statements.

The Corporation has a subsidiary as disclosed in the separate financial statements. The Company prepared these separate financial statements in accordance with Vietnamese Accounting Standards, Vietnamese Enterprise Accounting System, and the relevant legal regulations on the preparation and presentation of separate financial statements. In addition, the Corporation has also prepared the consolidated financial statements of the Corporation and its subsidiary for the year ended 31 December 2025 (the consolidated financial statements) dated 24 March 2026 in accordance with the above prevailing regulations on the preparation and presentation of consolidated financial statements.

Users of the separate financial statements should read them together with the said consolidated financial statements in order to obtain full information on the consolidated financial position, consolidated results of operations and consolidated cash flows of the Corporation and its subsidiary.

For and on behalf of the management

Mr. Do Dang Khang  
General Director

Hanoi, Vietnam

24 March 2026



Shape the future  
with confidence

Ernst & Young Vietnam Limited  
2 Hai Trieu Street, Sai Gon Ward  
Ho Chi Minh City, Vietnam

Tel: +84 28 3824 5252  
Email: eyhcmc@vn.ey.com  
Website (EN): ey.com/en\_vn  
Website (VN): ey.com/vi\_vn

Reference: 11541911/E-68721650

## INDEPENDENT AUDITORS' REPORT

To: **The Shareholders**  
**Sai Gon - Ha Noi Insurance Corporation**

We have reviewed the accompanying separate financial statements of Sai Gon - Ha Noi Insurance Corporation ("the Corporation"), as prepared on 24 March 2026 and set out on pages 6 to 60, which comprise the separate balance sheet as at 31 December 2025, the separate income statement and the separate cash flow statement for the year then ended and the notes thereto.

### *Management's responsibility*

Management of the Corporation is responsible for the preparation and true and fair presentation of these separate financial statements in accordance with Vietnamese Accounting Standards, Vietnamese Enterprise Accounting System, accounting guidance applicable to general insurance companies and the statutory requirements relevant to the preparation and presentation of the separate financial statements, and for such internal control as management determines is necessary to enable the preparation and presentation of the separate financial statements that are free from material misstatement, whether due to fraud or error.

### *Auditors' responsibility*

Our responsibility is to express a conclusion on these separate financial statements based on our audit. We conducted our audit in accordance with Vietnamese Standards on Auditing. Those standards require that we comply with ethical requirements and plan and perform the audit to obtain reasonable assurance about whether the separate financial statements of the Corporation are free from material misstatement.

An audit involves performing procedures to obtain audit evidence about the amounts and disclosures in the separate financial statements. The procedures selected depend on the auditors' judgment, including the assessment of the risks of material misstatement of the separate financial statements, whether due to fraud or error. In making those risk assessments, the auditor considers internal control relevant to the Corporation's preparation and true and fair presentation of the separate financial statements in order to design audit procedures that are appropriate in the circumstances, but not for the purpose of expressing an opinion on the effectiveness of the Corporation's internal control. An audit also includes evaluating the appropriateness of accounting policies used and the reasonableness of accounting estimates made by management, as well as evaluating the overall presentation of the separate financial statements.

We believe that the audit evidence we have obtained is sufficient and appropriate to provide a basis for our audit opinion.

0081  
CỘNG  
HÒA  
XÃ HỘI  
CHUYÊN  
NGHĨA  
VIỆT  
NAM  
4 PHỐ





Shape the future  
with confidence

### Opinion

In our opinion, the separate financial statements give a true and fair view, in all material respects, of the separate financial position of the Corporation as at 31 December 2025, and of the results of its separate operations and its separate cash flows for the year then ended in accordance with Vietnamese Accounting Standards, Vietnamese Enterprise Accounting System, accounting guidance applicable to general insurance companies and the statutory requirements relevant to preparation and presentation of the separate financial statements.

Ernst & Young Vietnam Limited

  
Dang Phuong Ha  
Deputy General Director  
Audit Practising Registration  
Certificate No. 2400-2023-004-1

  
Huynh Nhat Hung  
Auditor  
Audit Practising Registration  
Certificate No. 5040-2024-004-1

Hanoi, Vietnam

26 March 2026

180,  
G T  
HH  
& YC  
NA  
HỒ

## SEPARATE BALANCE SHEET

as at 31 December 2025

Currency: VND

Code	ASSETS	Notes	Ending balance	Beginning balance
<b>100</b>	<b>A. CURRENT ASSETS</b>		<b>3,677,005,772,853</b>	<b>4,224,329,316,672</b>
<b>110</b>	<b>I. Cash and cash equivalents</b>	<b>4</b>	<b>136,974,117,394</b>	<b>82,330,113,439</b>
111	1. Cash		101,974,117,394	82,330,113,439
112	2. Cash equivalents		35,000,000,000	-
<b>120</b>	<b>II. Short-term investments</b>	<b>5</b>	<b>1,945,721,791,256</b>	<b>2,375,332,542,189</b>
121	1. Held-for-trading securities	5.1	182,909,533,850	34,986,549,149
122	2. Provision for diminution in value of held-for-trading securities	5.1	(14,309,951,842)	(6,475,578,349)
123	3. Held-to-maturity investments	5.2	1,777,122,209,248	2,346,821,571,389
<b>130</b>	<b>III. Short-term receivables</b>	<b>6</b>	<b>595,933,682,502</b>	<b>681,084,281,564</b>
131	1. Short-term trade receivables		479,843,580,432	504,146,075,257
131.1	1.1. Insurance receivables		479,843,580,432	504,146,075,257
132	2. Short-term advances to suppliers		9,216,223,109	21,631,549,937
136	3. Other short-term receivables		173,229,757,964	217,380,089,481
139	4. Provision for doubtful short-term receivables		(69,097,007,596)	(64,814,561,704)
138	5. Shortage of assets waiting for resolution		2,741,128,593	2,741,128,593
<b>140</b>	<b>IV. Inventories</b>	<b>7</b>	<b>320,056,150</b>	<b>269,251,280</b>
141	1. Inventories		320,056,150	269,251,280
<b>150</b>	<b>V. Other current assets</b>		<b>105,690,169,622</b>	<b>162,376,640,756</b>
151	1. Short-term prepaid expenses		91,779,058,524	159,600,991,532
151.1	1.1. Unallocated commission expense	8	89,927,718,340	153,766,130,665
151.2	1.2. Other prepaid expenses	13	1,851,340,184	5,834,860,867
152	2. Deductible value-added tax		13,317,952,312	2,495,330,893
154	3. Tax and other receivables from the State	9	593,158,786	280,318,331
<b>190</b>	<b>VI. Reinsurance assets</b>	<b>19</b>	<b>892,365,955,929</b>	<b>922,936,487,444</b>
191	1. Reinsurance assets from unearned premium reserve	19.1	394,044,335,739	362,871,603,852
192	2. Reinsurance assets from claim reserve	19.2	498,321,620,190	560,064,883,592



SEPARATE BALANCE SHEET (continued)  
as at 31 December 2025

Currency: VND

Code	ASSETS	Notes	Ending balance	Beginning balance
<b>200</b>	<b>B. NON-CURRENT ASSETS</b>		<b>652,389,765,811</b>	<b>747,454,241,506</b>
<b>210</b>	<b>I. Long-term receivables</b>		<b>37,461,499,003</b>	<b>30,062,518,896</b>
218	1. Other long-term receivables		37,461,499,003	30,062,518,896
218.1	1.1. Statutory deposit	10	18,000,000,000	9,000,000,000
218.2	1.2. Other long-term receivables	6	19,461,499,003	21,062,518,896
<b>220</b>	<b>II. Fixed assets</b>		<b>6,714,774,291</b>	<b>5,714,644,457</b>
221	1. Tangible fixed assets	11	4,289,039,751	2,076,042,645
222	Cost		8,813,094,309	8,026,511,215
223	Accumulated depreciation		(4,524,054,558)	(5,950,468,570)
227	2. Intangible fixed assets	12	2,425,734,540	3,638,601,812
228	Cost		8,250,336,364	8,250,336,364
229	Accumulated amortisation		(5,824,601,824)	(4,611,734,552)
<b>250</b>	<b>III. Long-term investments</b>	<b>5</b>	<b>577,273,655,707</b>	<b>576,364,908,024</b>
251	1. Investment in subsidiaries	5.3	36,423,858,150	36,423,858,150
253	2. Investment in other entities	5.3	30,000,000,000	30,000,000,000
254	3. Provision for diminution in value of long-term investments	5.3	(3,900,000,000)	-
255	4. Held-to-maturity investments	5.2	514,749,797,557	509,941,049,874
<b>260</b>	<b>IV. Other long-term assets</b>		<b>30,939,836,810</b>	<b>135,312,170,129</b>
261	1. Long-term prepaid expenses	13	30,384,669,147	133,583,992,809
262	2. Deferred tax assets	29.3	555,167,663	1,728,177,320
<b>270</b>	<b>TOTAL ASSETS</b>		<b>4,329,395,538,664</b>	<b>4,971,783,558,178</b>

SEPARATE BALANCE SHEET (continued)  
as at 31 December 2025

Currency: VND

Code	RESOURCES	Notes	Ending balance	Beginning balance
<b>300</b>	<b>C. LIABILITIES</b>		<b>3,083,332,110,965</b>	<b>3,735,864,297,184</b>
<b>310</b>	<b>I. Current liabilities</b>		<b>3,083,132,146,513</b>	<b>3,735,736,125,697</b>
312	1. Short-term trade payables	14	472,724,433,757	602,445,090,126
312.1	1.1. Insurance payables		454,776,505,382	581,474,899,668
312.2	1.2. Other payables		17,947,928,375	20,970,190,458
313	2. Short-term advance from customers		181,533,259,086	247,508,667,339
314	3. Statutory obligations	15	10,027,700,912	21,116,913,011
315	4. Payables to employees		15,799,052,397	34,437,229,550
316	5. Short-term accrued expenses	16	15,377,217,077	32,996,083,720
318	6. Short-term unearned revenues		166,547,947	8,423,605,485
319	7. Other short-term payables	17	19,622,396,789	19,605,392,188
319.1	8. Unearned commission revenue	18	116,213,615,919	79,561,688,275
323	9. Bonus and welfare funds		4,334,541,639	5,787,041,639
329	10. Technical reserves	19	2,247,333,380,990	2,683,854,414,364
329.1	10.1. Gross and assumed unearned premium reserve	19.1	1,298,212,426,633	1,697,432,927,420
329.2	10.2. Gross claim reserve	19.2	879,228,999,462	887,366,900,906
329.3	10.3. Catastrophe reserve	19.3	69,891,954,895	99,054,586,038
<b>330</b>	<b>II. Non-current liabilities</b>		<b>199,964,452</b>	<b>128,171,487</b>
335	1. Deferred tax liabilities	29.3	199,964,452	128,171,487


SEPARATE BALANCE SHEET (continued)  
as at 31 December 2025


Currency: VND


Code	RESOURCES	Notes	Ending balance	Beginning balance
<b>400</b>	<b>D. OWNERS' EQUITY</b>		<b>1,246,063,427,699</b>	<b>1,235,919,260,994</b>
<b>410</b>	<b>I. Capital</b>	<b>20</b>	<b>1,246,063,427,699</b>	<b>1,235,919,260,994</b>
411	1. Contributed charter capital		1,000,000,000,000	1,000,000,000,000
411a	1.1. Shares with voting rights		1,000,000,000,000	1,000,000,000,000
417	2. Investment and development fund		1,502,647,488	1,502,647,488
419	3. Statutory reserves		22,437,871,464	21,930,663,129
421	4. Undistributed earnings		222,122,908,747	212,485,950,377
421a	4.1. Accumulated undistributed earnings by the end of prior year		212,485,950,377	204,011,953,751
421b	4.2. Undistributed earnings of current year		9,636,958,370	8,473,996,626
<b>440</b>	<b>TOTAL LIABILITIES AND OWNERS' EQUITY</b>		<b>4,329,395,538,664</b>	<b>4,971,783,558,178</b>

Hanoi, Vietnam

24 March 2026

  
 Ms. Nguyen Thi Ngan  
 Preparer  
 Chief accountant

  
 Mr. Pham Ngoc Quan  
 Deputy General Director

  
 Mr. Do Dang Khang  
 General Director

 008  
 CÔI  
 T  
 NST  
 VIỆ  
 4PH



## SEPARATE INCOME STATEMENT


PART 1: SEPARATE SUMMARY INCOME STATEMENT  
for the year ended 31 December 2025

Currency: VND


Code	ITEMS	Current year	Previous year
10	1. Total operating income	2,501,700,487,877	2,865,256,398,670
12	2. Finance income	208,491,112,600	227,604,370,119
13	3. Other income	8,782,264,955	5,133,011,917
20	4. Total direct operating expenses	(2,475,009,698,034)	(2,921,694,932,483)
22	5. Finance expenses	(39,093,146,651)	(3,268,577,921)
23	6. General and administrative expenses	(167,884,633,520)	(159,327,313,756)
24	7. Other expenses	(11,878,240,759)	(2,687,311,662)
50	<b>8. Accounting profit before tax (50=10+12+13+20+22+23+24)</b>	<b>25,108,146,468</b>	<b>11,015,644,884</b>
51	9. Current corporate income tax expense	(13,719,177,141)	(2,420,834,801)
52	10. Deferred tax (expense)/income	(1,244,802,622)	325,186,365
60	<b>11. Net profit after tax (60=50+51+52)</b>	<b>10,144,166,705</b>	<b>8,919,996,448</b>

Hanoi, Vietnam

24 March 2026

  
Ms. Nguyen Thi Ngan  
Preparer  
Chief accountant

  
Mr. Pham Ngoc Quan  
Deputy General Director

  
Mr. Do Dang Khang  
General Director



## SEPARATE INCOME STATEMENT (continued)

PART 2: SEPARATE OPERATIONAL INCOME STATEMENT  
for the year ended 31 December 2025

Currency: VND

Code	ITEMS	Notes	Current year	Previous year
01	<b>1. Insurance revenue</b> <b>(01 = 01.1 + 01.2 + 01.3)</b>	<b>21</b>	<b>2,896,066,490,754</b>	<b>3,212,043,631,968</b>
	<i>In which:</i>			
01.1	- Direct written premiums	21.1	2,404,932,844,207	3,130,980,737,683
01.2	- Reinsurance premium assumed	21.2	91,913,145,760	117,514,935,026
01.3	- Decrease/(Increase) in unearned premium reserve		399,220,500,787	(36,452,040,741)
02	<b>2. Reinsurance premium ceded</b> <b>(02 = 02.1 + 02.2)</b>	<b>22</b>	<b>(721,936,372,377)</b>	<b>(589,347,504,630)</b>
	<i>In which:</i>			
02.1	- Reinsurance premium ceded		(753,109,104,264)	(694,335,194,996)
02.2	- Increase in ceded premium reserve		31,172,731,887	104,987,690,366
03	<b>3. Net insurance premiums</b> <b>(03 = 01 + 02)</b>		<b>2,174,130,118,377</b>	<b>2,622,696,127,338</b>
04	<b>4. Commission on reinsurance ceded and other insurance incomes</b> <b>(04 = 04.1 + 04.2)</b>		<b>327,570,369,500</b>	<b>242,560,271,332</b>
	<i>In which:</i>			
04.1	- Commission on reinsurance ceded		182,253,912,383	121,774,865,903
04.2	- Other income from insurance activities		145,316,457,117	120,785,405,429
10	<b>5. Total net revenue from insurance business (10 = 03 + 04)</b>		<b>2,501,700,487,877</b>	<b>2,865,256,398,670</b>
11	<b>6. Claim expenses (11 = 11.1 + 11.2)</b>	<b>23</b>	<b>(1,390,426,315,345)</b>	<b>(1,310,675,043,305)</b>
	<i>In which:</i>			
11.1	- Claim expenses		(1,397,255,362,225)	(1,315,721,988,657)
11.2	- Claim expense reductions		6,829,046,880	5,046,945,352
12	<b>7. Recoveries from reinsurance ceded</b>	<b>23.3</b>	<b>253,456,845,944</b>	<b>150,545,424,765</b>
13	<b>8. Decrease/(Increase) in gross and assumed claim reserve</b>		<b>8,137,901,444</b>	<b>(446,958,140,032)</b>
14	<b>9. (Decrease)/Increase in ceded claim reserve</b>		<b>(61,743,263,402)</b>	<b>333,133,492,190</b>
15	<b>10. Net claim expenses</b> <b>(15 = 11 + 12 + 13 + 14)</b>		<b>(1,190,574,831,359)</b>	<b>(1,273,954,266,382)</b>
16	<b>11. Decrease/(Increase) in catastrophe reserve</b>		<b>29,162,631,143</b>	<b>(25,541,604,777)</b>
17	<b>12. Other operating expenses</b> <b>(17 = 17.1 + 17.2)</b>	<b>24</b>	<b>(1,313,597,497,818)</b>	<b>(1,622,199,061,324)</b>
	<i>In which:</i>			
17.1	- Commission expense		(232,772,885,229)	(284,970,735,948)
17.2	- Other underwriting expenses		(1,080,824,612,589)	(1,337,228,325,376)

## SEPARATE INCOME STATEMENT (continued)


PART 2: SEPARATE OPERATIONAL INCOME STATEMENT  
for the year ended 31 December 2025

Currency: VND


Code	ITEMS	Notes	Current year	Previous year
18	<b>13. Total direct operating expenses</b> (18 = 15 + 16 + 17)		<b>(2,475,009,698,034)</b>	<b>(2,921,694,932,483)</b>
19	<b>14. Gross insurance operating profit/(loss)</b> (19 = 10 + 18)		<b>26,690,789,843</b>	<b>(56,438,533,813)</b>
23	15. Finance income	25	208,491,112,600	227,604,370,119
24	16. Finance expenses	26	(39,093,146,651)	(3,268,577,921)
25	<b>17. Profit from financial activities</b> (25 = 23 + 24)		<b>169,397,965,949</b>	<b>224,335,792,198</b>
26	18. General and administrative expenses	27	(167,884,633,520)	(159,327,313,756)
30	<b>19. Net operating profit</b> (30 = 19 + 25 + 26)		<b>28,204,122,272</b>	<b>8,569,944,629</b>
31	20. Other income	28	8,782,264,955	5,133,011,917
32	21. Other expenses	28	(11,878,240,759)	(2,687,311,662)
40	<b>22. Net other (loss)/profit</b> (40 = 31 + 32)		<b>(3,095,975,804)</b>	<b>2,445,700,255</b>
50	<b>23. Accounting profit before tax</b> (50 = 30 + 40)		<b>25,108,146,468</b>	<b>11,015,644,884</b>
51	24. Current corporate income tax expense	29.1	(13,719,177,141)	(2,420,834,801)
52	25. Deferred tax (expense)/income	29.3	(1,244,802,622)	325,186,365
60	<b>26. Net profit after tax</b> (60 = 50 + 51 + 52)		<b>10,144,166,705</b>	<b>8,919,996,448</b>

Hanoi, Vietnam

24 March 2026

  
Ms. Nguyen Thi Ngan  
Preparer  
Chief accountant

  
Mr. Pham Ngoc Quan  
Deputy General Director

  
Mr. Do Dang Khang  
General Director





SEPARATE CASH FLOW STATEMENT  
for the year ended 31 December 2025

Currency: VND

Code	ITEMS	Notes	Current year	Previous year
	<b>I. CASH FLOWS FROM OPERATING ACTIVITIES</b>			
01	Receipts from sales and services rendered and other revenues		2,478,713,246,709	3,336,702,142,058
02	Payments to suppliers		(2,791,615,742,719)	(2,827,180,540,912)
03	Payments to employees		(252,552,193,494)	(289,874,897,548)
04	Corporate income tax paid		(8,937,093,107)	(1,319,282,372)
05	Other receipts from operating activities		16,399,278,345	13,554,714,758
06	Other payments on operating activities		(189,247,162,453)	(168,249,966,806)
20	<b>Net cash flows (used in)/from operating activities</b>		<b>(747,239,666,719)</b>	<b>63,632,169,178</b>
	<b>II. CASH FLOWS FROM INVESTING ACTIVITIES</b>			
21	Purchase and construction of fixed assets and other long-term assets		(1,851,275,874)	(66,302,409)
22	Proceeds from disposal or transfer of fixed assets and other long-term assets		1,300,186,856	528,430,000
23	Loans to other entities and payments for purchase of debt instruments from other entities		(2,205,392,158,904)	(2,578,308,557,590)
24	Collections from borrowers and proceeds from sale of debt instruments of other entities		2,790,335,052,285	1,163,917,298,630
26	Proceeds from sale of investments in other entities		-	1,017,471,614,700
27	Interest and dividends received		219,497,419,195	68,105,147,210
30	<b>Net cash flows from/(used in) investing activities</b>		<b>803,889,223,558</b>	<b>(328,352,369,459)</b>


SEPARATE CASH FLOW STATEMENT (continued)  
for the year ended 31 December 2025


Currency: VND


Code	ITEMS	Notes	Current year	Previous year
	<b>III. CASH FLOWS FROM FINANCING ACTIVITIES</b>			
36	Dividends paid		(1,935,243,993)	(5,032,358,891)
40	Net cash flow used in financing activities		(1,935,243,993)	(5,032,358,891)
50	Net increase/(decrease) in cash and cash equivalents for the year		54,714,312,846	(269,752,559,172)
60	Cash and cash equivalents at the beginning of year		82,330,113,439	352,079,391,030
61	Impact of foreign exchange rate fluctuation		(70,308,891)	3,281,581
70	Cash and cash equivalents at the end of year	4	136,974,117,394	82,330,113,439

Hanoi, Vietnam

24 March 2026

  
Ms. Nguyen Thi Ngan  
Preparer  
Chief accountant

  
Mr. Pham Ngoc Quan  
Deputy General Director

  
Mr. Do Dang Khang  
General Director



NOTES TO THE SEPARATE FINANCIAL STATEMENTS  
as at 31 December 2025 and for the year then ended

**1. CORPORATION INFORMATION**

Sai Gon - Ha Noi Insurance Corporation ("The Corporation") is a joint stock company established in Vietnam in accordance with Business License No. 56GP/KDBH issued by the Ministry of Finance on 10 December 2008 and the subsequent amendments. The most current amendment No. 56/GPDC27/KDBH was issued on 24 October 2024.

The current principal activities of the Corporation are to provide non-life insurance products, reinsurance business, risk and loss prevention, loss adjusting, investment activities and other business operations that are in line with prevailing laws and regulations.

***Charter capital***

The charter capital of the Corporation as at 31 December 2025 was VND 1,000 billion (as at 31 December 2024: VND 1,000 billion).

***Operational structure***

The Corporation's head office is located at 3 Duong Dinh Nghe Street, Yen Hoa Ward, Hanoi. The Corporation has fifty - four (54) branches nationwide.

***Employees***

Total number of employees of the Corporation as at 31 December 2025 was 1,259 persons (31 December 2024: 1,610 persons).

***Corporate structure***

As at 31 December 2025 the Corporation has one (01) subsidiary as followed:

<i>Name</i>	<i>Address</i>	<i>Principal activities</i>	<i>Percentage of ownership of the Company</i>	<i>Voting rights of the Company</i>
Champa Insurance Co., Ltd	LaneXang Road, 6 <sup>th</sup> Floor, Vietinbank Tower Hatsadi Village, Chanthabouly District, Vientiane Capital, Lao PDR	General insurance products, reinsurance services, investment activities and other business activities that are in line with prevailing laws and regulations in Lao PDR	80%	80%



NOTES TO THE SEPARATE FINANCIAL STATEMENTS (continued)  
as at 31 December 2025 and for the year then ended

## **2. BASIS FOR PREPARATION**

### **2.1 Purpose of preparing the separate financial statements**

The Company has subsidiaries as disclosed in Note 1 and Note 5.3. The Company prepared these separate financial statements in accordance with Vietnamese Accounting Standards, Vietnamese Enterprise Accounting System, and the statutory requirements relevant to the preparation and presentation of separate financial statements. In addition, as required by these regulations, the Company has also prepared the consolidated financial statements of the Company and its subsidiaries for the year ended 31 December 2025 dated 24 March 2026 in accordance with the above prevailing regulations on the preparation and presentation of consolidated financial statements.

Users of the separate financial statements should read them together with the said consolidated financial statements in order to obtain full information on the consolidated financial position, consolidated results of operations and consolidated cash flows of the Company and its subsidiaries.

### **2.2 Accounting standards and system**

The Corporation's separate financial statements expressed in Vietnamese Dong ("VND") are prepared in accordance with the Vietnamese Accounting System for non-life insurance companies issued by the Ministry of Finance in Circular No. 232/2012/TT-BTC ("Circular 232") dated 28 December 2012 and Vietnamese Accounting Standards issued by the Ministry of Finance as per:

- Decision No. 149/2001/QĐ-BTC dated 31 December 2001 on the Issuance and Promulgation of Four Vietnamese Standards on Accounting (Series 1);
- Decision No. 165/2002/QĐ-BTC dated 31 December 2002 on the Issuance and Promulgation of Six Vietnamese Standards on Accounting (Series 2);
- Decision No. 234/2003/QĐ-BTC dated 30 December 2003 on the Issuance and Promulgation of Six Vietnamese Standards on Accounting (Series 3);
- Decision No. 12/2005/QĐ-BTC dated 15 February 2005 on the Issuance and Promulgation of Six Vietnamese Standards on Accounting (Series 4); and
- Decision No. 100/2005/QĐ-BTC dated 28 December 2005 on the Issuance and Promulgation of Four Vietnamese Standards on Accounting (Series 5).

Accordingly, the accompanying separate financial statements, including their utilisation, are not designed for those who are not informed about Vietnam's accounting principles, procedures and practices and furthermore are not intended to present the financial position and results of operations and cash flows in accordance with accounting principles and practices generally accepted in countries other than Vietnam.

### **2.3 Applied accounting documentation system**

The Corporation's applied accounting documentation system is Computerized Accounting.

### **2.4 Fiscal year**

The Corporation's fiscal year applicable for the preparation of the separate financial statements starts on 1 January and ends on 31 December.

### **2.5 Accounting currency**

The separate financial statements are prepared in VND which is also the Corporation's accounting currency.

NOTES TO THE SEPARATE FINANCIAL STATEMENTS (continued)  
as at 31 December 2025 and for the year then ended

**2. BASIS FOR PREPARATION (continued)**

**2.6 Accounting regulation issued but not yet effective**

On 27 October 2025, the Ministry of Finance issued Circular No. 99/2025/TT-BTC providing guidance on the enterprise accounting regime ("Circular 99"), replacing Circular No. 200/2014/TT-BTC providing guidance on the enterprise accounting regime issued by the Ministry of Finance on 22 December 2014 and several other related regulations. Circular 99 takes effect from 1 January 2026 and applies to enterprises with a financial year beginning on or after 1 January 2026.

The Company is in the process of assessing the impact of Circular 99 on the preparation and presentation of its financial statements and will implement Circular 99 for the financial year ending 31 December 2026.

**3. SUMMARY OF SIGNIFICANT ACCOUNTING POLICIES**

**3.1 Change in accounting policies and disclosures**

The accounting policies adopted by the Corporation in preparation of the separate financial statements are consistent with those followed in the preparation of the separate financial statements for the year ended 31 December 2024.

**3.2 Cash and cash equivalents**

Cash and cash equivalents comprise cash on hand, cash at banks and short-term, highly liquid investments with an original maturity of not more than three months that are readily convertible into known amounts of cash and that are subject to an insignificant risk of change in value.

**3.3 Receivables**

Receivables are presented in the separate financial statements at the carrying amounts due from customers and other debtors, after provision for doubtful debts.

The provision for doubtful debts represents amounts of outstanding receivables at the balance sheet date which are doubtful of being recovered. Increases or decreases to the provision balance are recorded as general and administrative expense in the separate income statement. When bad debts are determined as unrecoverable and accountant writes off those bad debts, the differences between the provision for doubtful receivables previously made and historical cost of receivables are included in the separate income statement.

**3.4 Tangible fixed assets**

Tangible fixed assets are stated at cost less accumulated depreciation.

The cost of a tangible fixed asset comprises its purchase price and any directly attributable costs of bringing the tangible fixed asset to working condition for its intended use and the costs of dismantling and removing the asset and restoring the site on which it is located, if any.

Expenditures for additions, improvements and renewals are added to the carrying amount of the assets and expenditures for maintenance and repairs is charged to the separate income statement as incurred.

When tangible fixed assets are sold or retired, any gain or loss resulting from their disposal (the difference between the net disposal proceeds and the carrying amount) is included in the separate income statement.



NOTES TO THE SEPARATE FINANCIAL STATEMENTS (continued)  
as at 31 December 2025 and for the year then ended

**3. SUMMARY OF SIGNIFICANT ACCOUNTING POLICIES (continued)**

**3.5 Intangible fixed assets**

Intangible fixed assets are stated at cost less accumulated amortisation.

The cost of an intangible fixed asset comprises its purchase price and any directly attributable costs of bringing the asset to working condition for its intended use.

Expenditures for additions, improvements and renewals are added to the carrying amount of the assets and other expenditures are charged to the separate income statement as incurred.

When intangible fixed assets are sold or retired, any gain or loss resulting from their disposal (the difference between the net disposal proceeds and the carrying amount) is included in the separate income statement.

**3.6 Depreciation and amortisation**

Depreciation and amortisation of tangible fixed assets and intangible fixed assets are calculated on a straight-line basis over the estimated useful life of each asset, as follows:

Buildings and structures	25 years
Means of transportation	10 years
Office equipments	8 years
Other fixed assets	5 years
Computer software	5 years

**3.7 Prepaid expenses**

Prepaid expenses are reported as short-term or long-term prepaid expenses on the separate balance sheet and amortised over the period for which the amounts are paid or the period in which economic benefits are generated in relation to these expenses.

The following types of expenses are recorded as long-term prepaid expenses and are amortised to the separate income statement:

- ▶ Prepaid rental;
- ▶ Relocation and restructuring costs;
- ▶ Tools and consumables with large value issued into production and can be used for more than one year.

**3.8 Investments**

*Investments in subsidiaries*

Investments in subsidiaries over which the Corporation has control are carried at cost.

Distributions from accumulated net profits of the subsidiaries arising subsequent to the date of acquisition are recognised in the separate income statement. Distributions from sources other than from such profits are considered a recovery of investment and are deducted to the cost of the investment.

*Held-for-trading securities and investments in other entities*

Held-for-trading securities and investments in other entities are stated at their acquisition costs.



NOTES TO THE SEPARATE FINANCIAL STATEMENTS (continued)  
as at 31 December 2025 and for the year then ended

### 3. SUMMARY OF SIGNIFICANT ACCOUNTING POLICIES (continued)

#### 3.8 *Investments* (continued)

##### *Held-to-maturity investments*

Held-to-maturity investments are stated at their acquisition costs. After initial recognition, held-to-maturity investments are measured at recoverable amount. Any impairment loss incurred is recognised as finance expense in the separate income statement and deducted against the value of such investments.

##### *Provision for diminution in value investments*

Provision of the investment is made when there are reliable evidence of the diminution in value of those investments at the balance sheet date.

Increases and decreases to the provision balance are recorded as finance expense in the separate income statement.

#### 3.9 *Payables and accruals*

Payables and accruals are recognised for amounts to be paid in the future for goods and services received, whether or not billed to the Corporation.

#### 3.10 *Technical reserves*

The technical reserves are calculated based on method, which was approved by the Ministry of Finance, include (a) technical reserves for non-life insurance and (b) technical reserve of health insurance. Details of such reserving methodologies are as follows:

##### a) Technical reserves for non-life insurance

###### (i) *Unearned premium reserve*

The Corporation applies the rate of total insurance premium and coefficients of insurance policy period to calculate unearned premium reserve, following the formula:

- For insurance policies and reinsurance agreements of cargo delivered by road, water, inland water, railway and airway: Unearned premium reserve accounts for 25% of total insurance premium in the fiscal year of above lines of insurance.
- For insurance policies and reinsurance agreements of other lines with terms of less than or equal to 01 year: Unearned premium reserve accounts for 50% of total insurance premium in the fiscal year of above lines of insurance.
- For other lines of insurance policies and reinsurance agreements of other lines with terms of more than 01 year: Unearned premium reserve is calculated using 1/24 method.

###### (ii) *Claims reserve*

Claim reserve includes the reserve for outstanding claims and for claims incurred but not reported:

- Outstanding claim reserve is established based on the estimated claim payments for each claim for which the insurer is liable, which is either notified to the insurer or requested for payment but is still unresolved at the end of the year in accordance with the Circular 67; and
- Reserve for incurred but not reported claims for which the insurer is liable (IBNR) is established at the rate of 3% of premium for each insurance operation.

NOTES TO THE SEPARATE FINANCIAL STATEMENTS (continued)  
as at 31 December 2025 and for the year then ended

**3. SUMMARY OF SIGNIFICANT ACCOUNTING POLICIES (continued)**

**3.10 Technical reserves (continued)**

a) Technical reserves for non-life insurance (continued)

*(iii) Catastrophe reserve*

Catastrophe reserve of the Corporation is accrued annually for significant fluctuations in losses. The catastrophe reserve rate adopted by the Corporation for the year is 1% of total retained premiums of each type of insurance. The maximum reserve of the Corporation is equal to 100% of the retained premiums of the current year (except for health insurance).

On 28 December 2005, the Ministry of Finance issued Decision No. 100/2005/QĐ-BTC governing the publication of four new accounting standards, one of which is Vietnamese Accounting Standard ("VAS") 19 - Insurance Contract. Following the issuance of this Standard, starting from January 2006, the provision of catastrophe reserve is no longer required since it represents "possible claims under contracts that are not in existence at the reporting date". However, since the Ministry of Finance has not issued detailed guidance for the implementation of VAS 19 and in accordance with the effective regulations, the Corporation has elected to adopt the policy of providing for the catastrophe reserve in the separate financial statements for the year ended 31 December 2025.

b) Technical reserve of health insurance

*(i) Mathematical reserve*

- ▶ Mathematical reserve applies to insurance policies with terms of more than 01 year underwritten before 2023 to cover liability upon occurrence of insured event, except death or total permanent disability. Mathematical reserve is calculated based on 1/8 method;
- ▶ Mathematical reserve applies to insurance policies which only cover death or total permanent disability. Mathematical reserve is calculated as follows:
  - Insurance policies with a term of less than or equal to 01 year: the rate of total insurance premium.
  - Insurance policies with a term of more than 01-year underwritten before 2023: Net premium valuation.

*(ii) Unearned premium reserve*

Unearned premium reserve applies to health insurance policies with terms of less than or equal to 01 year. The Corporation applies the Unearned premium reserve accounts for 50% of total insurance premium in the fiscal year of this line of insurance.

*(iii) Claim reserve*

Claim reserve includes the reserve for outstanding claims and for claims incurred but not reported:

- ▶ Outstanding claim reserve is established based on the estimated claim payments for each claim for which the insurer is liable, which is either notified to the insurer or requested for payment but is still unresolved at the end of the year in accordance with the Circular 67; and
- ▶ Reserve for incurred but not reported claims for which the insurer is liable (IBNR) is established at the rate of 3% of premium for each health insurance operation.

*(iv) Equalization reserve*

Equalization reserve for health insurance is established at 1% of net premium and recognised in catastrophe reserve account on separate balance sheet.



NOTES TO THE SEPARATE FINANCIAL STATEMENTS (continued)  
as at 31 December 2025 and for the year then ended

### 3. SUMMARY OF SIGNIFICANT ACCOUNTING POLICIES (continued)

#### 3.11 *Transactions in foreign currencies*

Transactions in currencies other than the Corporation's reporting currency are recorded at the actual transaction exchange rates at transaction dates which are determined as follows:

- ▶ Transactions resulting in receivables are recorded at the buying exchange rates of the commercial banks designated for collection;
- ▶ Transactions resulting in liabilities are recorded at the selling exchange rates of the commercial banks designated for payment;
- ▶ Capital contributions are recorded at the buying exchange rates of the commercial banks designated for capital contribution; and
- ▶ Payments for assets or expenses without liabilities initially being recognised is recorded at the buying exchange rates of the commercial banks that process these payments.

At the end of the year, monetary balances denominated in foreign currencies are translated at the actual exchange rates at the separate balance sheet dates which are determined as follows:

- ▶ Monetary assets are translated at buying exchange rate of the commercial bank where the Corporation conducts transactions regularly; and
- ▶ Monetary liabilities are translated at selling exchange rate of the commercial bank where the Corporation conducts transactions regularly.

All foreign exchange differences incurred are taken to the separate income statement.

#### 3.12 *Appropriation of net profits*

Net profit after tax (excluding negative goodwill arising from a bargain purchase) is available for appropriation to shareholders after approval in the annual general meeting, and after making appropriation to reserve funds and remuneration to Board of Directors in accordance with the Corporation's Charter and Vietnam's regulatory requirements.

The Corporation maintains the following reserve funds which are appropriated from the Corporation's net profit as proposed by the Board of Directors and subject to approval by shareholders at the annual general meeting:

- ▶ Statutory reserve fund is set in order to supplement the Corporation's charter capital and ensure its solvency. This fund shall deduct 5% of the Corporation's annual profit after tax until it equals 10% of the Corporation's charter capital based on Article 54, Decree 46/2023/ND-CP dated 1 July 2023 by the Ministry of Finance.
- ▶ Bonus and welfare fund. This fund is set aside for the purpose of pecuniary rewarding and encouraging, common benefits and improvement of the employees' benefits, and presented as a liability on the separate balance sheet.



NOTES TO THE SEPARATE FINANCIAL STATEMENTS (continued)  
as at 31 December 2025 and for the year then ended

### 3. SUMMARY OF SIGNIFICANT ACCOUNTING POLICIES (continued)

#### 3.13 Revenue recognition

Revenue is recognised to the extent that it is probable that the economic benefits will flow to the Corporation and the revenue can be reliably measured. Revenue is measured at the fair value of the consideration received or receivable, excluding trade discount, rebate and sales return. The following specific recognition criteria must also be met before revenue is recognised:

##### (i) Gross written premiums

Premium revenue is recognized in accordance with Circular 67 guidelines for the financial regime applicable to insurance companies, reinsurance companies, insurance brokerage companies, and branches of foreign non-life insurance companies.

Gross written premiums are recognized in revenue of insurance business at the time as follows: (1) the insurance contract has been entered into between the insurance company, the branch of a foreign non-life insurance company, and the insured party has fully paid the insurance premium; (2) there is evidence that the insurance contract has been entered into and the insurance premium has been fully paid by the insured party; (3) when the insurance contract has been entered into, the Corporation has an agreement with the insured party on the insurance premium payment term and records the insurance business revenue the insured party must pay as agreed in the insurance contract when the insurance term begins; (4) when the insurance contract has been entered into and there is an agreement for the insured party to pay the insurance premiums periodically in the insurance contract, the Corporation records the insurance business revenue for the insurance premiums corresponding to the period or periods in which the insurance premiums were incurred and does not record the insurance business revenue for the insurance premiums not yet due for payment by the insured party as agreed in the insurance contract. The insurance premium payment term must be specified in the insurance contract.

Refunds or reductions of the original insurance premium are deductions from sales and are separately monitored; at the end of the year, they are transferred to the account of the original insurance premium revenue to calculate net revenue.

Insurance contracts entered into before the effective date of the 2022 Insurance Business Law and still valid shall continue to be performed under the law in force at the time of entering into the insurance contract, unless the parties to the insurance contract agree on the amendment, supplement of the contract to be compatible with the 2022 Insurance Business Law and to apply the provisions of the 2022 Insurance Business Law.

##### (ii) Interest income

Interest is recognized on an accrual basis based on the time and actual interest rate for each period.

##### (iii) Dividend and Profit Distribution income

Dividend and profit distribution income are recognized when Corporation is entitled to receive dividends or when the Corporation are entitled to receive profits from its capital contributions.

##### (iv) Other income

Other income is recognised on an accrual basis in the separate income statement.

NOTES TO THE SEPARATE FINANCIAL STATEMENTS (continued)  
as at 31 December 2025 and for the year then ended

**3. SUMMARY OF SIGNIFICANT ACCOUNTING POLICIES (continued)**

**3.14 Expense recognition**

*(i) Claim expense*

Claim expense is recognized at the point of time when the claim documents are completed and approved by authorized persons. In case that the final claim amount has not been finalized but the Corporation is certain that the loss is within its insured liabilities and has paid an advance to the customer as per their request, such advance would also be recognized as claim expense. Any claim that is not yet approved by authorized persons at the end of the period is considered as an outstanding claim and included in claim reserve.

*(ii) Commission expense, agent commendation and support expenses*

The Corporation calculates the commission payable for each type of insurance product according to a certain percentage of the direct premium specified in the agent contracts, in accordance with current regulatory ratios and only records in expenses with the portion of commission expenses allocated during the year appropriate with direct premium earned. The unallocated commission will be recorded as a prepaid expense and will be allocated to expenses for subsequent periods.

For the Health and Personal Accident product: The agent reward, support expenses and other benefits must not exceed 100% of the commissions of the health insurance policies written during the financial year.

For non-life insurance: Total agent reward, support expenses and other benefits of agents do not exceed 50% of insurance agent commissions of all insurance contracts under non-life insurance that has been exploited during the financial year.

*(iii) General administrative expenses*

General and administrative expenses are recognized on an accrual basis in the separate income statement.

*(iv) Operating lease*

Rentals paid under operating leases are charged to the separate income statement on a straight-line basis over the term of the lease.



NOTES TO THE SEPARATE FINANCIAL STATEMENTS (continued)  
as at 31 December 2025 and for the year then ended

### 3. SUMMARY OF SIGNIFICANT ACCOUNTING POLICIES (continued)

#### 3.15 Recognition of reinsurance activities

##### (i) Reinsurance ceded

Reinsurance premium ceded under treaty reinsurance agreements are recognized when gross written premiums within the scope of the treaty agreements are recognized.

Reinsurance premium ceded under facultative reinsurance agreements is recognized when the facultative reinsurance agreement has been entered into by the Corporation and when gross written premiums within the scope of the facultative agreements are recognized.

Reinsurance recovery is recognized when there is evidence of liability on the part of the reinsurer.

Reinsurance ceded commission is recognized when there is a corresponding reinsurance premium ceded. At the end of the year, the part of reinsurance commission which is not included in income of current year corresponding to unearned premium of reinsurance ceded shall be determined and allocated in the subsequent years based on the registered method of unearned premium reserve.

##### (ii) Reinsurance assumed

Reinsurance assumed under treaty arrangements:

- Revenue and expenses relating to reinsurance assumed under treaty arrangements are recognized when the statement of account is received from the cedants.

Reinsurance assumed under facultative arrangements:

- Reinsurance premium assumed is recognized when the facultative reinsurance agreement has been entered into by the Corporation and a statement of account (for each facultative reinsurance agreement) has been received from the cedants;
- Claim expenses for reinsurance assumed is recognized when there is evidence of liability of the Corporation and when a statement of account has been sent to the Corporation; and
- Reinsurance assumed commission is recognized when the reinsurance premium is ceded. At the end of fiscal year, the part of reinsurance commission which is not included in expense of current year corresponding to unearned premium of reinsurance assumed shall be determined and allocated in the subsequent financial years based on the registered method for unearned premium reserve.

#### 3.16 Taxation

##### (i) Current income tax

Current income tax assets and liabilities for the current and prior years are measured at the amount expected to be recovered from or paid to the taxation authorities. The tax rates and tax laws used to compute the amount are those that are enacted as at the balance sheet date.

Current income tax is charged or credited to the separate income statement, except when it relates to items recognised directly to equity, in which case the current income tax is also dealt with in equity.

Current income tax assets and liabilities are offset when there is a legally enforceable right for the Corporation to set off current tax assets against current tax liabilities and when the Corporation intends to settle its current tax assets and liabilities on a net basis.



NOTES TO THE SEPARATE FINANCIAL STATEMENTS (continued)  
as at 31 December 2025 and for the year then ended

**3. SUMMARY OF SIGNIFICANT ACCOUNTING POLICIES (continued)**

**3.16 Taxation (continued)**

*(ii) Deferred tax*

Deferred tax is provided using the liability method on temporary differences at the balance sheet date between the tax base of assets and liabilities and their carrying amount for financial reporting purposes.

Deferred tax liabilities are recognised for all taxable temporary differences, except:

- ▶ Where the deferred tax liability arises from the initial recognition of an asset or liability in a transaction which at the time of the related transaction affects neither the accounting profit nor taxable profit or loss; and
- ▶ In respect of taxable temporarily differences associated with investments in subsidiaries and associates, and interests in joint ventures where timing of the reversal of the temporary difference can be controlled and it is probable that the temporary difference will not reverse in the foreseeable future.

Deferred tax assets are recognised for all deductible temporary differences, carried forward unused tax credit and unused tax losses, to the extent that it is probable that taxable profit will be available against which deductible temporary differences, carried forward unused tax credit and unused tax losses can be utilised, except:

- ▶ Where the deferred tax asset in respect of deductible temporary difference which arises from the initial recognition of an asset or liability which at the time of the related transaction, affects neither the accounting profit nor taxable profit or loss; and
- ▶ In respect of deductible temporarily differences associated with investments in subsidiaries, associates, and interests in joint ventures, deferred tax assets are recognized only to the extent that it is probable that the temporary differences will reverse in the foreseeable future and taxable profit will be available against which the temporary differences can be utilised.

The carrying amount of deferred tax assets is reviewed at each separate balance sheet date and reduced to the extent that it is no longer probable that sufficient taxable profit will be available to allow all or part of the deferred tax asset to be utilised. Previously unrecognised deferred tax assets are re assessed at each separate balance sheet date and are recognised to the extent that it has become probable that future taxable profit will allow the deferred tax assets to be recovered.

Deferred tax assets and liabilities are measured at the tax rates that are expected to apply in the period when the asset realised or the liability is settled based on tax rates and tax laws that have been enacted at the separate balance sheet date.

Deferred tax is charged or credited to the separate income statement, except when it relates to items recognised directly to equity, in which case the deferred tax is also dealt with in the equity account.

NOTES TO THE SEPARATE FINANCIAL STATEMENTS (continued)  
as at 31 December 2025 and for the year then ended

**3. SUMMARY OF SIGNIFICANT ACCOUNTING POLICIES (continued)**

**3.16 Taxation (continued)**

*(ii) Deferred tax (continued)*

Deferred tax assets and liabilities are off-set when there is a legally enforceable right for the Corporation to offset current tax assets against current tax liabilities and when they relate to income taxes levied by the same taxation authority on:

- ▶ Either the same taxable entity; or
- ▶ When the Corporation intends either to settle current tax liabilities and assets on a net basis or to realise the assets and settle the liabilities simultaneously, in each future period in which significant amounts of deferred tax liabilities or assets are expected to be settled or recovered.

**3.17 Use of estimates**

The preparation of the separate financial statements requires the management to make estimates and assumptions that affect the reported amount of assets and liabilities and disclosure of contingent liabilities. These estimates and assumptions also affect the income and expenses and the resultant provisions. Such estimates are necessarily based on assumptions about several factors involving varying degrees of judgment and uncertainty and actual results may differ resulting in future changes.

**3.18 Related parties**

Parties are considered to be related parties of the Corporation if one party has the ability to, directly or indirectly, control the other party or exercise significant influence over the other party in making financial and operating decisions, or when the Corporation and other party are under common control or under common significant influence. Related parties can be enterprises or individuals, including close members of their families.

NOTES TO THE SEPARATE FINANCIAL STATEMENTS (continued)  
as at 31 December 2025 and for the year then ended

4. CASH AND CASH EQUIVALENTS

	Currency: VND	
	Ending balance	Beginning balance
Gold, metal, precious stone	156,140,000	156,140,000
Cash at banks	101,787,977,394	82,156,373,439
Cash in transit	30,000,000	17,600,000
Cash equivalents (*)	35,000,000,000	-
<b>TOTAL</b>	<b>136,974,117,394</b>	<b>82,330,113,439</b>

(\*) This is a deposit at Vietnam Joint Stock Commercial Bank for Industry and Trade with an original term of less than 3 months from the date of deposit with an interest rate of 4.75%/year.

5. INVESTMENTS

		Currency: VND	
	Notes	Ending balance	Beginning balance
<b>Held-for-trading securities</b>	<b>5.1</b>		
Listed shares		180,059,533,850	32,136,549,149
Unlisted shares		2,850,000,000	2,850,000,000
Provision for diminution in value of held-for-trading securities		(14,309,951,842)	(6,475,578,349)
		<b>168,599,582,008</b>	<b>28,510,970,800</b>
<b>Held-to-maturity investments</b>	<b>5.2</b>		
Short-term		1,777,122,209,248	2,346,821,571,389
- Term deposits		1,675,928,117,748	2,346,821,571,389
- Certificate of deposits		101,194,091,500	-
Long-term		514,749,797,557	509,941,049,874
- Term deposits		16,000,000,000	509,941,049,874
- Bonds		498,749,797,557	-
		<b>2,291,872,006,805</b>	<b>2,856,762,621,263</b>
<b>Other financial investments</b>	<b>5.3</b>		
Investment in subsidiary		36,423,858,150	36,423,858,150
Investments in other entities		30,000,000,000	30,000,000,000
Provision for diminution in value of investments in other entities		(3,900,000,000)	-
		<b>62,523,858,150</b>	<b>66,423,858,150</b>
<b>Net value of investments</b>		<b>2,522,995,446,963</b>	<b>2,951,697,450,213</b>



# Sai Gon - Ha Noi Insurance Corporation

B09 - DNPNT

NOTES TO THE SEPARATE FINANCIAL STATEMENTS (continued)  
as at 31 December 2025 and for the year then ended

## 5. INVESTMENTS (continued)

### 5.1 Held-for-trading securities

	Ending balance				Beginning balance				Currency: VND
	Quantity Shares	Cost	Fair value	Provision	Quantity Shares	Cost	Fair value	Provision	
Listed shares	3,277,134	180,059,533,850	168,148,324,550	(14,309,951,842)	1,600,600	32,136,549,149	25,660,970,800	(6,475,578,349)	
MPC	-	-	-	-	1,560,600	29,311,162,749	23,124,970,800	(6,186,191,949)	
VNM	683,600	41,492,872,332	41,891,400,000	(159,051,810)	40,000	2,825,386,400	2,536,000,000	(289,386,400)	
ACB	76,000	1,983,051,810	1,824,000,000		-	-	-	-	
CTD	12,600	1,016,878,792	957,600,000	(59,278,792)	-	-	-	-	
CTG	132,631	4,807,046,542	4,741,558,250	(65,488,292)	-	-	-	-	
DGW	50,000	2,191,351,470	1,950,000,000	(241,351,470)	-	-	-	-	
FPT	30,300	2,890,224,112	2,902,740,000	-	-	-	-	-	
FRT	19,100	2,669,880,016	2,855,450,000	-	-	-	-	-	
GMD	23,000	1,486,651,844	1,403,000,000	(83,651,844)	-	-	-	-	
HDB	127,021	3,223,398,442	3,772,523,700	-	-	-	-	-	
HPG	240,300	6,691,940,704	6,343,920,000	(348,020,704)	-	-	-	-	
KDH	80,000	2,682,960,694	2,520,000,000	(162,960,694)	-	-	-	-	
MBB	137,400	3,714,242,308	3,476,220,000	(238,022,308)	-	-	-	-	
MSN	35,800	2,932,554,848	2,756,600,000	(175,954,848)	-	-	-	-	
MWG	58,100	4,768,215,000	5,136,040,000	-	-	-	-	-	
NLG	35,200	1,286,947,486	1,071,840,000	(215,107,486)	-	-	-	-	
PNJ	20,500	1,775,167,648	1,988,500,000	-	-	-	-	-	
PVS	68,282	2,037,702,312	2,342,072,600	-	-	-	-	-	
STB	11,200	607,518,148	649,600,000	-	-	-	-	-	
TCB	100,000	3,455,641,800	3,490,000,000	-	-	-	-	-	
TCX	42,000	1,977,269,880	1,974,000,000	(3,269,880)	-	-	-	-	
VCB	969,200	60,973,243,656	55,729,000,000	(5,244,243,656)	-	-	-	-	
VCI	39,800	1,628,907,346	1,404,940,000	(223,967,346)	-	-	-	-	
VHM	5,100	584,333,352	632,400,000	-	-	-	-	-	
VIC	3,600	367,590,596	610,560,000	-	-	-	-	-	
VPB	39,600	1,157,897,812	1,134,540,000	(23,357,812)	-	-	-	-	
VRE	46,800	1,782,750,000	1,574,820,000	(207,930,000)	-	-	-	-	
DGC	190,000	19,873,294,900	13,015,000,000	(6,858,294,900)	-	-	-	-	

as at 31 December 2025 and for the year then ended

NOTES TO THE SEPARATE FINANCIAL STATEMENTS (continued)  
as at 31 December 2025 and for the year then ended

5. INVESTMENTS (continued)

5.3 Long-term investments

Currency: VND

	Ending balance			Owner-ship %	Beginning balance		
	Owner-ship %	Cost	Provision		Net realizable value	Provision	Net realizable value
<b>Investments in subsidiary</b>							
Champa Insurance Co., Ltd	80.00	36,423,858,150	-		36,423,858,150	-	36,423,858,150
		<b>36,423,858,150</b>	<b>-</b>		<b>36,423,858,150</b>	<b>-</b>	<b>36,423,858,150</b>
<b>Investments in other entities</b>							
Thang Long Construction Corporation - Joint Stock	7.16	30,000,000,000	(3,900,000,000)		30,000,000,000	-	30,000,000,000
		<b>30,000,000,000</b>	<b>(3,900,000,000)</b>		<b>30,000,000,000</b>	<b>-</b>	<b>30,000,000,000</b>
<b>TOTAL</b>		<b>66,423,858,150</b>	<b>(3,900,000,000)</b>		<b>66,423,858,150</b>	<b>-</b>	<b>66,423,858,150</b>



NOTES TO THE SEPARATE FINANCIAL STATEMENTS (continued)  
as at 31 December 2025 and for the year then ended

## 6. SHORT-TERM RECEIVABLES

Currency: VND

	Ending balance	Beginning balance
<b>Insurance receivables</b>		
Gross written premium receivables	61,812,876,269	169,947,322,940
Reinsurance assumed receivables	17,005,591,020	17,105,087,360
Reinsurance ceded receivables	372,267,692,847	310,373,020,323
Receivables from co-insurers	28,757,420,296	6,720,644,634
	<b>479,843,580,432</b>	<b>504,146,075,257</b>
 <b>Short-term advances to suppliers</b>	 <b>9,216,223,109</b>	 <b>21,631,549,937</b>
<b>Other short-term receivables</b>		
Accrued interest receivables	98,361,365,523	147,889,757,324
Receivables from investment activities (*)	35,400,000,000	35,400,000,000
Advances	20,236,150,825	15,536,321,998
Short-term mortgages, deposits	2,466,247,970	1,120,393,890
Other receivables	16,765,993,646	17,433,616,269
	<b>173,229,757,964</b>	<b>217,380,089,481</b>
 <b>Shortage of assets waiting for resolution</b>	 <b>2,741,128,593</b>	 <b>2,741,128,593</b>
<b>Total receivables</b>	<b>665,030,690,098</b>	<b>745,898,843,268</b>
Provision for doubtful short-term receivables	(69,097,007,596)	(64,814,561,704)
<b>Net receivables</b>	<b>595,933,682,502</b>	<b>681,084,281,564</b>

(\*) Receivables from investment activities, including:

Currency: VND

	Ending balance	Beginning balance
Receivable from bonds Song Da – Thang Long JSC	35,400,000,000	35,400,000,000
<b>TOTAL</b>	<b>35,400,000,000</b>	<b>35,400,000,000</b>

NOTES TO THE SEPARATE FINANCIAL STATEMENTS (continued)  
as at 31 December 2025 and for the year then ended

## 7. INVENTORIES

	Currency: VND			
	Ending balance		Beginning balance	
	Cost	Provision	Cost	Provision
Pre-printed certificates	320,056,150	-	269,251,280	-
<b>TOTAL</b>	<b>320,056,150</b>	<b>-</b>	<b>269,251,280</b>	<b>-</b>

## 8. UNALLOCATED COMMISSION EXPENSES

	Currency: VND	
	Current year	Previous year
<b>Opening balance</b>	<b>153,766,130,665</b>	<b>189,991,025,257</b>
Commission paid during the year	168,934,472,904	248,745,841,356
Allocated to expenses during the year	(232,772,885,229)	(284,970,735,948)
<b>Closing balance</b>	<b>89,927,718,340</b>	<b>153,766,130,665</b>

## 9. TAX AND OTHER RECEIVABLES FROM THE STATE

	Currency: VND	
	Ending balance	Beginning balance
Personal income tax	593,158,786	280,318,331
<b>TOTAL</b>	<b>593,158,786</b>	<b>280,318,331</b>

## 10. STATUTORY DEPOSIT

	Currency: VND	
	Ending balance	Beginning balance
Statutory deposit (*)	18,000,000,000	9,000,000,000
<b>TOTAL</b>	<b>18,000,000,000</b>	<b>9,000,000,000</b>

(\*) The Corporation has made a statutory deposit according to Article 96 of Law Insurance Business No. 08/2022/QH15 dated 16 June 2022.

NOTES TO THE SEPARATE FINANCIAL STATEMENTS (continued)  
as at 31 December 2025 and for the year then ended

## 11. TANGIBLE FIXED ASSETS

	Office equipment	Means of transportation	Others	Currency: VND Total
<b>Costs:</b>				
<b>Beginning balance</b>	<b>3,048,764,442</b>	<b>4,566,948,273</b>	<b>410,798,500</b>	<b>8,026,511,215</b>
- New purchase	71,064,815	4,659,681,188	-	4,730,746,003
- Disposal	(464,810,000)	(3,479,352,909)	-	(3,944,162,909)
<b>Ending balance</b>	<b>2,655,019,257</b>	<b>5,747,276,552</b>	<b>410,798,500</b>	<b>8,813,094,309</b>
<i>In which:</i>				
<i>Fully depreciated</i>	2,314,591,258	1,087,595,364	410,798,500	3,812,985,122
<b>Accumulated depreciation:</b>				
<b>Beginning balance</b>	<b>2,677,499,352</b>	<b>2,862,170,718</b>	<b>410,798,500</b>	<b>5,950,468,570</b>
- Depreciation for the year	163,973,958	731,500,724	-	895,474,682
- Disposal	(349,850,068)	(1,972,038,626)	-	(2,321,888,694)
<b>Ending balance</b>	<b>2,491,623,242</b>	<b>1,621,632,816</b>	<b>410,798,500</b>	<b>4,524,054,558</b>
<b>Net carrying amount:</b>				
<b>Beginning balance</b>	<b>371,265,090</b>	<b>1,704,777,555</b>	<b>-</b>	<b>2,076,042,645</b>
<b>Ending balance</b>	<b>163,396,015</b>	<b>4,125,643,736</b>	<b>-</b>	<b>4,289,039,751</b>



NOTES TO THE SEPARATE FINANCIAL STATEMENTS (continued)  
as at 31 December 2025 and for the year then ended

## 12. INTANGIBLE FIXED ASSETS

Currency: VND

Computer software

### Costs:

**Beginning balance** 8,250,336,364

Completed capital construction investment (sales support software) -

**Ending balance** 8,250,336,364

In which:

Fully amortised 2,186,000,000

### Accumulated amortisation:

**Beginning balance** 4,611,734,552

- Amortisation for the year 1,212,867,272

**Ending balance** 5,824,601,824

**Net carrying amount:**

**Beginning balance** 3,638,601,812

**Ending balance** 2,425,734,540

## 13. PREPAID EXPENSES

Currency: VND

Ending balance Beginning balance

### Short-term

Prepaid operating lease 1,754,006,863 4,308,242,176

Tools and supplies 12,600,000 535,617,189

Others 84,733,321 991,001,502

**TOTAL** 1,851,340,184 5,834,860,867

### Long-term

Prepaid operating lease 28,963,637 969,713,503

Tools and supplies 5,107,309,915 9,119,605,919

Others 25,248,395,595 123,494,673,387

**TOTAL** 30,384,669,147 133,583,992,809

NOTES TO THE SEPARATE FINANCIAL STATEMENTS (continued)  
as at 31 December 2025 and for the year then ended

**14. SHORT-TERM TRADE PAYABLES**

	Currency: VND	
	Ending balance	Beginning balance
Payables for ceded activities	352,412,658,652	407,319,197,819
Payables to co-insurers	-	3,449,372,397
Claims payables	65,780,036,260	122,767,725,876
Commission payables	33,415,890,081	45,946,644,034
Other insurance payables	3,167,920,389	1,991,959,542
Other payables	17,947,928,375	20,970,190,458
<b>TOTAL</b>	<b>472,724,433,757</b>	<b>602,445,090,126</b>

**15. STATUTORY OBLIGATIONS**

	Currency: VND			
	Beginning balance	Movement during the year		Ending balance
		Payables	Paid	
Value added tax	19,166,456,704	100,821,437,267	(116,576,816,868)	3,411,077,103
Corporate income tax	-	13,719,177,141	(8,937,093,107)	4,782,084,034
Personal income tax	1,599,038,957	9,762,052,129	(9,878,203,225)	1,482,887,861
Other taxes	351,417,350	6,731,924,735	(6,731,690,171)	351,651,914
<b>TOTAL</b>	<b>21,116,913,011</b>	<b>131,034,591,272</b>	<b>(142,123,803,371)</b>	<b>10,027,700,912</b>

**16. SHORT-TERM ACCRUED EXPENSES**

	Currency: VND	
	Ending balance	Beginning balance
Compulsory civil liability fund	-	6,172,456,960
Compulsory fire and miscellaneous fund	2,409,966,189	2,288,727,846
Fund contribution to enhance management and supervision over insurance market	1,660,774,075	2,747,626,925
Other accrued expenses	11,306,476,813	21,787,271,989
<b>TOTAL</b>	<b>15,377,217,077</b>	<b>32,996,083,720</b>

NOTES TO THE SEPARATE FINANCIAL STATEMENTS (continued)  
as at 31 December 2025 and for the year then ended

# 17. OTHER PAYABLES

	Currency: VND	
	Ending balance	Beginning balance
<b>Short-term</b>		
Surplus asset awaiting resolution	126,000,000	126,000,000
Trade union fee	2,284,655,096	2,435,756,332
Social insurance	425,733,470	651,629,760
Health insurance	36,466,412	34,344,859
Unemployment insurance	11,615,254	14,719,317
Dividend payable	1,262,505,878	3,299,604,818
Other payables	15,475,420,679	13,043,337,102
<b>TOTAL</b>	<b>19,622,396,789</b>	<b>19,605,392,188</b>
<b>Long-term</b>		
Deferred tax liabilities	199,964,452	128,171,487
<b>TOTAL</b>	<b>199,964,452</b>	<b>128,171,487</b>

# 18. UNEARNED COMMISSION REVENUE

Unearned commission revenue is the deferred commission on reinsurance ceded which is not included in income of current period corresponding to unearned premium of reinsurance ceded and shall be allocated in subsequent periods in accordance with Circular No. 232/2012/TT-BTC of the Ministry of Finance.

	Currency: VND	
	Current year	Previous year
<b>Beginning balance</b>	<b>79,561,688,275</b>	<b>55,494,966,503</b>
Increased during the year	218,905,840,027	145,841,587,675
Allocated during the year	(182,253,912,383)	(121,774,865,903)
<b>Ending balance</b>	<b>116,213,615,919</b>	<b>79,561,688,275</b>



NOTES TO THE SEPARATE FINANCIAL STATEMENTS (continued)  
as at 31 December 2025 and for the year then ended

## 19. TECHNICAL RESERVES

Currency: VND

	<i>Reserve for direct insurance and inward reinsurance</i>	<i>Reserve for outward reinsurance (reinsurance assets)</i>	<i>Net reserve</i>
<b>Beginning balance</b>			
<b>Unearned premium reserve</b>	<b>1,697,432,927,420</b>	<b>(362,871,603,852)</b>	<b>1,334,561,323,568</b>
Mathematical reserve and unearned premium reserve for health insurance	440,787,443,559	(125,315,106,878)	315,472,336,681
Unearned premium reserve for non - life insurance	1,256,645,483,861	(237,556,496,974)	1,019,088,986,887
<b>Claim reserve</b>	<b>887,366,900,906</b>	<b>(560,064,883,592)</b>	<b>327,302,017,314</b>
Outstanding claim reserve	789,912,030,725	(539,234,827,742)	250,677,202,983
Incurred but not reported reserve	97,454,870,181	(20,830,055,850)	76,624,814,331
<b>Catastrophe reserve</b>	<b>99,054,586,038</b>	<b>-</b>	<b>99,054,586,038</b>
<b>TOTAL</b>	<b>2,683,854,414,364</b>	<b>(922,936,487,444)</b>	<b>1,760,917,926,920</b>
<b>Ending balance</b>			
<b>Unearned premium reserve</b>	<b>1,298,212,426,633</b>	<b>(394,044,335,739)</b>	<b>904,168,090,894</b>
Mathematical reserve and unearned premium reserve for health insurance	324,784,073,366	(100,828,467,933)	223,955,605,433
Unearned premium reserve for non - life insurance	973,428,353,267	(293,215,867,806)	680,212,485,461
<b>Claim reserve</b>	<b>879,228,999,462</b>	<b>(498,321,620,190)</b>	<b>380,907,379,272</b>
Outstanding claim reserve	804,323,619,763	(475,728,347,062)	328,595,272,701
Incurred but not reported reserve	74,905,379,699	(22,593,273,128)	52,312,106,571
<b>Catastrophe reserve</b>	<b>69,891,954,895</b>	<b>-</b>	<b>69,891,954,895</b>
<b>TOTAL</b>	<b>2,247,333,380,990</b>	<b>(892,365,955,929)</b>	<b>1,354,967,425,061</b>

NOTES TO THE SEPARATE FINANCIAL STATEMENTS (continued)  
as at 31 December 2025 and for the year then ended

## 19. TECHNICAL RESERVES (continued)

### 19.1 Unearned premium reserve

#### 19.1.1 Gross and assumed unearned premium reserve

Currency: VND

Product	Ending balance	Beginning balance
Health and Personal Accident Insurance	324,784,073,366	440,787,443,559
Property and Damages Insurance	95,601,575,674	108,487,769,458
Cargo Insurance	13,120,660,076	14,746,417,331
Aviation Insurance	1,609,821,394	910,381,629
Automobile Insurance	638,881,255,483	884,771,910,642
Fire Insurance	181,936,913,616	203,008,129,798
Hull and P&I Insurance	31,852,380,646	28,780,394,916
Liability Insurance	7,038,740,516	8,280,285,417
Financial and Credit risk Insurance	3,087,708,710	4,097,082,545
Agriculture Insurance	299,297,152	3,563,112,125
<b>TOTAL</b>	<b>1,298,212,426,633</b>	<b>1,697,432,927,420</b>

#### 19.1.2 Ceded unearned premium reserve (reinsurance assets)

Currency: VND

Product	Ending balance	Beginning balance
Health and Personal Accident Insurance	100,828,467,933	125,315,106,879
Property and Damages Insurance	77,213,247,359	76,222,002,477
Cargo Insurance	5,456,899,990	5,505,801,714
Aviation Insurance	1,200,123,108	1,332,496,729
Automobile Insurance	37,098,791,203	9,393,088,508
Fire Insurance	147,893,961,006	131,208,058,911
Hull and P&I Insurance	19,513,203,834	7,633,566,201
Liability Insurance	2,288,806,880	2,438,931,094
Financial and Credit risk Insurance	2,550,834,426	3,822,551,339
<b>TOTAL</b>	<b>394,044,335,739</b>	<b>362,871,603,852</b>

### 19.2 Claim reserve

#### 19.2.1 Gross and assumed claim reserve

Currency: VND

Product	Ending balance	Beginning balance
Health and Personal Accident Insurance	28,105,358,263	42,474,019,780
Property and Damages Insurance	133,272,230,749	132,743,956,800
Cargo Insurance	11,493,441,849	16,972,154,039
Aviation Insurance	101,589,284	114,900,641
Automobile Insurance	221,702,701,414	177,613,413,084
Fire Insurance	370,625,798,175	460,958,722,182
Hull and P&I Insurance	85,859,129,932	54,395,441,089
Liability Insurance	2,310,826,138	1,635,096,497
Financial and Credit risk Insurance	25,739,965,829	245,410,067
Agriculture Insurance	17,957,829	213,786,727
<b>TOTAL</b>	<b>879,228,999,462</b>	<b>887,366,900,906</b>

NOTES TO THE SEPARATE FINANCIAL STATEMENTS (continued)  
as at 31 December 2025 and for the year then ended

**19. TECHNICAL RESERVES** (continued)

**19.2 Claim reserve** (continued)

**19.2.2 Ceded reinsurance claim reserve (reinsurance assets)**

Currency: VND

<i>Product</i>	<i>Ending balance</i>	<i>Beginning balance</i>
Health and Personal Accident Insurance	6,337,879,600	7,624,435,052
Property and Damages Insurance	111,609,656,915	108,434,907,151
Cargo Insurance	733,602,203	8,382,260,692
Aviation Insurance	76,907,386	132,849,804
Automobile Insurance	7,385,256,729	5,583,711,413
Fire Insurance	303,267,327,006	418,786,675,586
Hull and P&I Insurance	47,449,600,194	10,646,771,350
Liability Insurance	370,265,091	243,919,464
Financial and Credit risk Insurance	21,091,125,066	229,353,080
<b>TOTAL</b>	<b>498,321,620,190</b>	<b>560,064,883,592</b>

**19.3 Catastrophe reserve**

Catastrophe reserve for non-life insurance

Currency: VND

	<i>Current year</i>	<i>Previous year</i>
<b>Beginning balance</b>	<b>59,980,334,126</b>	<b>40,141,933,570</b>
Increased during the year	13,091,466,824	19,838,400,556
Used during the year	(46,600,000,000)	-
<b>Ending balance</b>	<b>26,471,800,950</b>	<b>59,980,334,126</b>

Equalization reserve for health insurance

Currency: VND

	<i>Current year</i>	<i>Previous year</i>
<b>Beginning balance</b>	<b>39,074,251,912</b>	<b>33,371,047,691</b>
Increased during the year	4,345,902,033	5,703,204,221
<b>Ending balance</b>	<b>43,420,153,945</b>	<b>39,074,251,912</b>

Catastrophe reserve is made yearly at 1% of total retained premium.



# Sai Gon - Ha Noi Insurance Corporation

B09 - DNPNT

NOTES TO THE SEPARATE FINANCIAL STATEMENTS (continued)  
as at 31 December 2025 and for the year then ended

## 20. OWNERS' EQUITY

### 20.1 Increase and decrease in owners' equity

	Contributed charter capital	Investment and development fund	Statutory reserve	Undistributed earnings	Total
Currency: VND					
<b>Previous year</b>					
<b>Beginning balance</b>	1,000,000,000,000	1,502,647,488	21,484,663,307	205,441,177,340	1,228,428,488,135
Net profit for the year	-	-	-	8,919,996,448	8,919,996,448
- Appropriation to statutory reserves	-	-	445,999,822.00	(445,999,822)	-
- Appropriation to bonus and welfare funds	-	-	-	(1,429,223,589)	(1,429,223,589)
<b>Ending balance</b>	<b>1,000,000,000,000</b>	<b>1,502,647,488</b>	<b>21,930,663,129</b>	<b>212,485,950,377</b>	<b>1,235,919,260,994</b>
<b>Current year</b>					
<b>Beginning balance</b>	1,000,000,000,000	1,502,647,488	21,930,663,129	212,485,950,377	1,235,919,260,994
Net profit for the year	-	-	-	10,144,166,705	10,144,166,705
- Appropriation to statutory reserves	-	-	507,208,335	(507,208,335)	-
<b>Ending balance</b>	<b>1,000,000,000,000</b>	<b>1,502,647,488</b>	<b>22,437,871,464</b>	<b>222,122,908,747</b>	<b>1,246,063,427,699</b>



11-01-2025 11:01

NOTES TO THE SEPARATE FINANCIAL STATEMENTS (continued)  
as at 31 December 2025 and for the year then ended

**20. OWNERS' EQUITY (continued)**

**20.2 Contributed charter capital**

Currency: VND

	Ending balance			Beginning balance		
	Shares	% of ownership	Charter capital amounts	Shares	% of ownership	Charter capital amounts
DB Insurance Co., LTD	75,000,000	75.00	750,000,000,000	75,000,000	75.00	750,000,000,000
Vietnam National Vegetable, Fruit and Agricultural Product Corporation., JSC	10,100,000	10.10	101,000,000,000	10,100,000	10.10	101,000,000,000
Other shareholders	14,900,000	14.90	149,000,000,000	14,900,000	14.90	149,000,000,000
<b>TOTAL</b>	<b>100,000,000</b>	<b>100.00</b>	<b>1,000,000,000,000</b>	<b>100,000,000</b>	<b>100.00</b>	<b>1,000,000,000,000</b>

**20.3 Shares**

	Quantity	
	Ending balance	Beginning balance
<b>Authorized shares</b>	<b>100,000,000</b>	<b>100,000,000</b>
<b>Issued shares</b>	<b>100,000,000</b>	<b>100,000,000</b>
Ordinary shares	100,000,000	100,000,000
Preferred shares	-	-
<b>Shares in circulation</b>	<b>100,000,000</b>	<b>100,000,000</b>
Ordinary shares	100,000,000	100,000,000
Preference shares	-	-

Par value of outstanding shares (VND/share): 10,000.

NOTES TO THE SEPARATE FINANCIAL STATEMENTS (continued)  
as at 31 December 2025 and for the year then ended

**21. INSURANCE REVENUE**

Currency: VND

	Current year	Previous year
Direct written premiums	2,404,932,844,207	3,130,980,737,683
Reinsurance premium assumed	91,913,145,760	117,514,935,026
Decrease/(Increase) in gross and assumed unearned premium reserve	399,220,500,787	(36,452,040,741)
<b>TOTAL</b>	<b>2,896,066,490,754</b>	<b>3,212,043,631,968</b>

**21.1 Direct written premiums**

Currency: VND

Product	Current year	Previous year
Health and Personal Accident Insurance	600,581,574,426	800,092,019,479
Property and Damages Insurance	123,132,714,340	143,724,397,274
Cargo Insurance	52,282,645,496	57,829,881,780
Aviation Insurance	3,065,479,547	1,485,812,444
Automobile Insurance	1,227,920,924,238	1,712,031,869,255
Fire Insurance	319,122,907,561	335,448,638,015
Hull and P&I Insurance	62,482,253,426	59,658,343,325
Liability Insurance	10,141,065,790	12,515,651,852
Financial and Credit risk Insurance	6,173,860,983	8,180,335,559
Agriculture Insurance	29,418,400	13,788,700
<b>TOTAL</b>	<b>2,404,932,844,207</b>	<b>3,130,980,737,683</b>

**21.2 Reinsurance premiums assumed**

Currency: VND

Product	Current year	Previous year
Health and Personal Accident Insurance	35,665,564,692	20,858,616,420
Property and Damages Insurance	11,710,960,130	15,479,677,909
Cargo Insurance	249,768,342	1,253,651,180
Aviation Insurance	154,163,241	334,950,814
Automobile insurance	140,404,399	213,059,248
Fire Insurance	40,308,725,083	69,984,875,690
Hull and P&I Insurance	1,381,734,857	659,012,782
Liability Insurance	1,732,649,112	1,618,655,433
Agriculture Insurance	569,175,904	7,112,435,550
<b>TOTAL</b>	<b>91,913,145,760</b>	<b>117,514,935,026</b>



NOTES TO THE SEPARATE FINANCIAL STATEMENTS (continued)  
as at 31 December 2025 and for the year then ended

**22. REINSURANCE PREMIUM CEDED**

Currency: VND

	Current year	Previous year
Reinsurance premium ceded	753,109,104,264	694,335,194,996
Increase in ceded unearned premium reserve	(31,172,731,887)	(104,987,690,366)
<b>TOTAL</b>	<b>721,936,372,377</b>	<b>589,347,504,630</b>

**Reinsurance premium ceded:**

Currency: VND

Product	Current year	Previous year
Health and Personal Accident Insurance	201,656,935,863	250,630,213,758
Property and Damages Insurance	125,870,337,784	112,773,727,566
Cargo Insurance	24,453,406,771	22,023,206,854
Aviation Insurance	2,400,246,216	2,664,993,459
Automobile Insurance	73,807,886,352	16,493,309,350
Fire insurance	280,475,142,839	262,449,563,278
Hull and P&I Insurance	35,293,286,065	15,149,743,374
Liability Insurance	4,050,193,521	4,505,334,678
Financial and Credit risk Insurance	5,101,668,853	7,645,102,679
<b>TOTAL</b>	<b>753,109,104,264</b>	<b>694,335,194,996</b>

**23. CLAIM EXPENSES**

Currency: VND

	Current year	Previous year
Claim expenses	1,397,255,362,225	1,315,721,988,657
- Direct claim expenses	1,346,618,382,373	1,260,697,964,498
- Claim expense on reinsurance assumed	50,636,979,852	55,024,024,159
Salvage and sub-rogation (Collection of claims from third parties for reimbursement, collection of goods with 100% compensation)	(6,829,046,880)	(5,046,945,352)
Recovery from reinsurance ceded	(253,456,845,944)	(150,545,424,765)
(Decrease)/Increase in gross claim reserve	(8,137,901,444)	446,958,140,032
Decrease/(Increase) in ceded reinsurance claim reserve	61,743,263,402	(333,133,492,190)
<b>TOTAL</b>	<b>1,190,574,831,359</b>	<b>1,273,954,266,382</b>

NOTES TO THE SEPARATE FINANCIAL STATEMENTS (continued)  
as at 31 December 2025 and for the year then ended

**23. CLAIM EXPENSES (continued)****23.1 Direct claim expenses**

Currency: VND

<i>Product</i>	<i>Current year</i>	<i>Previous year</i>
Health and Personal Accident insurance	133,588,391,739	151,361,816,584
Property and Damages Insurance	98,844,617,630	43,364,516,318
Cargo insurance	3,420,140,357	10,256,667,742
Aviation insurance	-	214,690,454
Automobile Insurance	910,797,211,052	981,441,698,322
Fire insurance	91,642,668,790	42,187,145,124
Hull and P&I insurance	53,650,630,058	31,268,337,727
Liability Insurance	1,253,197,747	603,092,227
Financial and Credit risk Insurance	53,421,525,000	-
<b>TOTAL</b>	<b>1,346,618,382,373</b>	<b>1,260,697,964,498</b>

**23.2 Claim expenses on reinsurance assumed**

Currency: VND

<i>Product</i>	<i>Current year</i>	<i>Previous year</i>
Health and Personal Accident Insurance	42,638,605,438	16,693,200,010
Property and Damages Insurance	2,878,204,271	1,646,421,500
Cargo Insurance	-	575,902,284
Aviation Insurance	120,670,877	173,949,003
Automobile Insurance	18,160,233	-
Fire Insurance	2,142,285,300	27,449,487,697
Hull and P&I Insurance	1,216,157,141	1,503,071,882
Agriculture Insurance	1,622,896,592	6,981,991,783
<b>TOTAL</b>	<b>50,636,979,852</b>	<b>55,024,024,159</b>

**23.3 Recoveries from reinsurance ceded**

Currency: VND

<i>Product</i>	<i>Current year</i>	<i>Previous year</i>
Health and Personal Accident Insurance	2,157,998,383	1,574,445,464
Property and Damages Insurance	79,308,901,131	29,872,402,631
Cargo insurance	420,474,645	850,309,125
Aviation Insurance	-	218,312,258
Automobile Insurance	9,675,508,131	77,494,426,573
Fire Insurance	83,511,379,097	29,105,192,705
Hull and P&I Insurance	22,117,428,914	11,428,906,997
Liability Insurance	53,405,643	1,429,012
Financial and Credit risk Insurance	56,211,750,000	-
<b>TOTAL</b>	<b>253,456,845,944</b>	<b>150,545,424,765</b>

NOTES TO THE SEPARATE FINANCIAL STATEMENTS (continued)  
as at 31 December 2025 and for the year then ended

**24. OTHER OPERATING EXPENSES**

	Currency: VND	
	Current year	Previous year
Insurance commission expense	232,772,885,229	284,970,735,948
Expenses on insurance agent commendation and agent financial aid	108,912,452,647	141,367,175,328
Employee expenses	210,473,928,897	273,124,125,231
Material expenses	8,852,669,808	16,359,685,436
Depreciation expenses	60,315,314	144,484,444
Tax and fees	11,986,027,978	13,089,277,103
Other expenses (*)	740,539,217,945	893,143,577,834
<b>TOTAL</b>	<b>1,313,597,497,818</b>	<b>1,622,199,061,324</b>

(\*) Other expenses include the expenses related to underwriting activities such as consultation fees, IT expenses, marketing expenses, and other service expenses.

**25. FINANCE INCOME**

	Currency: VND	
	Current year	Previous year
Interest income	165,145,268,797	182,592,489,698
Gains from investments in treasury bill, bonds and bills	7,097,181,507	-
Dividends earned, profit distributed	6,700,423,284	3,083,674,856
Foreign exchange gains	7,190,664,582	10,743,659,334
Gain from disposal of investments	22,355,933,659	31,184,546,231
Others	1,640,771	-
<b>TOTAL</b>	<b>208,491,112,600</b>	<b>227,604,370,119</b>

**26. FINANCE EXPENSES**

	Currency: VND	
	Current year	Previous year
Loss on trading securities	24,645,632,436	2,729,734,128
Foreign exchange losses	171,533,589	602,599,933
Additional/(Reversal) provision for diminution in value of held-for-trading securities and investments impairment loss	11,734,373,493	(201,701,135)
Other finance expenses	2,541,607,133	137,944,995
<b>TOTAL</b>	<b>39,093,146,651</b>	<b>3,268,577,921</b>



NOTES TO THE SEPARATE FINANCIAL STATEMENTS (continued)  
as at 31 December 2025 and for the year then ended

**27. GENERAL AND ADMINISTRATIVE EXPENSES**

Currency: VND

	Current year	Previous year
Employee expenses	114,949,109,630	108,672,020,870
Material expenses	290,418,277	313,488,719
Tool and equipment expenses	2,901,707,046	902,145,826
Depreciation expenses	2,048,130,893	1,964,345,763
Tax, fee, and charge	4,883,177,210	11,999,170,307
Provision for doubtful debts	4,265,237,407	8,911,640,056
Expenses for external services	36,567,917,713	24,287,292,049
Other expenses	1,978,935,344	2,277,210,166
<b>TOTAL</b>	<b>167,884,633,520</b>	<b>159,327,313,756</b>

**28. OTHER INCOME AND EXPENSES**

Currency: VND

	Current year	Previous year
<b>Other income</b>	<b>8,782,264,955</b>	<b>5,133,011,917</b>
Gain from disposal of assets, tools & equipments	1,485,759,299	389,875,737
Other income	7,296,505,656	4,743,136,180
<b>Other expenses</b>	<b>11,878,240,759</b>	<b>2,687,311,662</b>
Penalty paid	5,925,659,588	1,468,918,769
Other expenses	5,952,581,171	1,218,392,893
<b>Net other (loss)/profit</b>	<b>(3,095,975,804)</b>	<b>2,445,700,255</b>

**29. CORPORATE INCOME TAX**

The statutory corporate income tax ("CIT") rate applicable to the Corporation is 20% of taxable income.

The tax returns filed by the Corporation are subject to examination by the tax authorities. As the application of tax laws and regulations is susceptible to varying interpretations, the amounts reported in the separate financial statements could change at a later date upon final determination by the tax authorities.

**29.1 CIT expense**

Currency: VND

	Current year	Previous year
Income tax expense	4,782,084,034	-
Adjustment under accrual of tax from prior years	8,937,093,107	2,420,834,801
Deferred tax expense/(income)	1,244,802,622	(325,186,365)
<b>TOTAL</b>	<b>14,963,979,763</b>	<b>2,095,648,436</b>

NOTES TO THE SEPARATE FINANCIAL STATEMENTS (continued)  
as at 31 December 2025 and for the year then ended

## 29. CORPORATE INCOME TAX (continued)

### 29.1 CIT expense (continued)

Reconciliation between CIT expenses and the accounting profit is presented below:

	Currency: VND	
	Current year	Previous year
Accounting profit before tax	25,108,146,468	11,015,644,884
At CIT rate of 20% applicable to the Corporation	5,021,629,294	2,203,128,977
Adjustments to increase:	11,282,435,126	2,914,639,384
Remuneration for Board of Supervisors and Members' council	18,000,000	68,800,000
Other non-deductible expenses	2,327,342,019	425,004,583
Adjustment for under accrual tax from prior year	8,937,093,107	2,420,834,801
Adjustments to decrease:	(1,340,084,657)	(3,050,962,378)
Dividends earned, profit distributed	(1,340,084,657)	(616,734,971)
Tax losses carry forward	-	(2,434,227,407)
CIT expenses	14,963,979,763	2,095,648,436

### 29.2 Current tax

The current tax payable is based on taxable income for the current year. The taxable income of the Corporation for the year differs from the accounting profit before tax as reported in the separate income statement because it excludes items of income or expense that are taxable or deductible in other years and it further excludes items that are not taxable or deductible. The Corporation's liability for current tax is calculated using tax rates that have been enacted by the separate balance sheet date.

### 29.3 Deferred tax

The following are the deferred tax assets and deferred tax liabilities recognized by the Corporation, and the movements thereon, during the current and previous period.

	Currency: VND			
	Separate balance sheet		Separate income statement	
	Ending balance	Beginning balance	Current year	Previous year
Deferred tax assets	555,167,663	1,728,177,320	(1,173,009,657)	28,817,049
Accrued commission expenses	555,167,663	1,728,177,320	(1,173,009,657)	28,817,049
Deferred tax liabilities	199,964,452	128,171,487	71,792,965	(296,369,316)
Foreign exchange gains	199,964,452	128,171,487	71,792,965	(296,369,316)
Net deferred tax charge to separate (expense)/income statement			(1,244,802,622)	325,186,365

NOTES TO THE SEPARATE FINANCIAL STATEMENTS (continued)  
as at 31 December 2025 and for the year then ended

**30. TRANSACTIONS WITH RELATED PARTIES**

Significant transactions with related companies during the current and previous year were as follows:

			Currency: VND	
<i>Company</i>	<i>Relationship</i>	<i>Transactions</i>	<i>Current year</i>	<i>Previous year</i>
DB Insurance Co., Ltd	The parent company	Ceded reinsurance premium	3,081,541,771	-
		Ceded commission income	959,861,488	-
		Recoveries from reinsurance ceded	12,614,771	-
DBV Insurance Corporation	Subsidiary of DB Insurance Co., Ltd	Assumed reinsurance premium	2,055,045,776	1,976,195,221
		Assumed reinsurance commission expenses	504,235,499	454,593,500
		Assumed loss expenses	25,000,000	-
		Ceded reinsurance premium	7,143,009,266	3,819,854,549
		Ceded commission income	1,448,957,677	914,049,533
		Ceded loss adjustment expenses	109,162,087	-
		Recoveries from reinsurance ceded	46,880,119	102,112,000
		Other reinsurance income	19,082,515	-
Post And Telecommunication Joint Stock Insurance Corporation	Affiliate of DB Insurance Co., Ltd	Assumed reinsurance premium	71,132,584	266,415,262
		Assumed reinsurance commission expenses	20,028,844	2,285,359
		Assumed claim expenses	-	628,432,263
		Ceded reinsurance premium	644,956,873	166,610,772
		Ceded commission income	139,006,537	37,645,478
		Ceded loss adjustment expenses	99,386,922	-
		Other reinsurance income	4,153,452	-
Champa Insurance Co., Ltd	Subsidiary	Assumed reinsurance premium	27,177,268,358	6,744,299,995
		Assumed reinsurance commission expenses	6,154,465,981	1,676,362,561
		Assumed loss expenses	1,124,792,125	-
		Assumed reinsurance commission expenses	200,079	-
		Other reinsurance expenses	407,445,971	-



NOTES TO THE SEPARATE FINANCIAL STATEMENTS (continued)  
as at 31 December 2025 and for the year then ended

30. TRANSACTIONS WITH RELATED PARTIES (continued)

Amounts due to and due from related companies at the separate balance sheet date are as follows:

				Currency: VND
Company	Relationship	Transaction	Closing balance	Opening balance
DB Insurance Co., Ltd	The parent company	Payables for ceded reinsurance premium	2,118,614,284	275,569,439
		Receivables from ceded claims	12,614,771	-
DBV Insurance Corporation	Subsidiary of DB Insurance Co., Ltd	Other receivables from ceded reinsurance	-	14,975,000
		Receivables from assumed reinsurance premiums	417,105,932	362,432,428
		Receivables from ceded claims	52,258,069	99,482,430
		Payables for ceded reinsurance premium	1,250,428,535	2,914,868,405
Post And Telecommunication Joint Stock Insurance Corporation	Affiliate of DB Insurance Co., Ltd	Receivables from assumed reinsurance	-	593,916,830
		Receivables from ceded claims	806,930,499	867,334,295
		Payables for claim on assumed reinsurance	-	691,508,750
		Payables for ceded reinsurance premiums	1,020,489,647	1,125,939,089
Champa Insurance Co., Ltd	Subsidiary	Capital contributed	36,423,858,150	36,423,858,150
		Receivables from assumed reinsurance premiums	2,447,870,353	5,159,944,186
		Other receivables	4,987,235,911	-
		Payables for ceded reinsurance premium	18,127,725	-
		Payables for assumed loss adjustment	125,354,275	-

NOTES TO THE SEPARATE FINANCIAL STATEMENTS (continued)  
as at 31 December 2025 and for the year then ended

### 30. TRANSACTIONS WITH RELATED PARTIES (continued)

#### *Transactions with other related parties*

Remuneration to members of Board of Directors, Board of Management and Board of Supervision:

Individuals	Position	Date of appointment	Currency: VND	
			Current year	Previous year
Do Dang Khang	Member of Board of Directors, General Director	Appointed on 05 Sep 2025	1,832,699,137	744,999,999
Doan Kien	Member of Board of Directors, General Director	Appointed on 26 April 2024 Resigned on 27 August 2025	1,723,345,238	1,759,500,000
Nguyen Van Truong	Member of Board of Directors, Deputy General Director	Appointed on 01 April 2024 Resigned on 01 April 2025	540,923,809	2,346,250,000
Le Hoai Nam	Deputy General Director	Appointed on 02 August 2017 Resigned on 26 August 2025	970,000,000	1,441,000,000
		Appointed on 28 Jan 2022		
Vu Duc Trung	Deputy General Director	Resigned on 21 July 2025 Reappointed on 01 April 2025	761,656,848	1,461,315,000
Pham Quang Trinh	Deputy General Director	Appointed on 01 April 2025	1,449,972,174	865,500,000
Pham Ngoc Quan	Head of Board of Supervisors	Reappointed on 20 June 2023	853,360,000	-
Bui Thi Minh Thu	Member of Board of Supervisors	Reappointed on 20 June 2023	830,352,889	656,014,501
Nguyen Thi Minh Thuong	Member of Board of Supervisors	Appointed on 27 August 2025	90,000,000	90,000,000
Nguyen Tat Thang	Member of Board of Directors		49,142,857	48,000,000
<b>TOTAL</b>			<b>9,101,452,952</b>	<b>9,412,579,500</b>

Apart from salaries and allowances, the Board of Management is not entitled to any other benefits.

#### *Terms and conditions of transactions with related parties*

The sales to and purchases from related parties are made on terms equivalent to those that prevail in arm's length transactions.

NOTES TO THE SEPARATE FINANCIAL STATEMENTS (continued)  
as at 31 December 2025 and for the year then ended

### 31. COMMITMENTS AND CONTINGENCIES

#### *Operating lease commitments*

The Corporation leases office premises under an operating lease. Future rental amounts due under operating leases as at the balance sheet dates were as follows:

	Currency: VND	
	Ending balance	Beginning balance
Operating lease commitments due:		
- Less than 1 year	2,685,500,665	4,362,245,794
- From 1 - 5 years	18,217,917,247	45,256,481,335
<b>TOTAL</b>	<b>20,903,417,912</b>	<b>49,618,727,129</b>

### 32. OFF-BALANCE SHEET ITEMS

ITEMS	Ending balance	Beginning balance
Insurance policies signed but not yet effective (VND)	141,538,568,878	214,736,635,204
Write-off doubtful debts (VND)	27,043,977,019	27,043,977,019
Foreign currency (USD)	1,877,585	81,257
Gold, metal, precious stone (Ounce)	3.6	2

### 33. RISK MANAGEMENT FRAMEWORK

#### 33.1 Governance framework

The primary objective of the Corporation's risk and financial management framework is to protect the Corporation's shareholders from events that hinder the sustainable achievement of financial performance objectives. The Board of Directors and Management recognise the importance of having efficient and effective risk management systems in place.

The Corporation has established a risk management function which agreed clear terms of reference by the Board of Directors and committees. This is supplemented with a clear organisational structure with documented delegated authorities and responsibilities from the Board of Directors to the Board of Management and other senior management. A policy framework has been developed and implemented which sets out the risk profiles for the Corporation, risk management, control and business conduct standards for the Corporation's operations. Each policy has a member of the Board of Management charged with overseeing compliance with the policy throughout the Corporation.

The primary insurance activity carried out by the Corporation is the assumption of risk of loss from persons or organisations that are directly subject to the risk. Such risks may relate to property, liability, accident, health, financial or other perils that may arise from an insurable event. As such the Corporation is exposed to the uncertainty surrounding the timing and severity of claims under the contract. The Corporation also has exposure to market risk through its insurance and investment activities.

The Corporation manages its insurance risk through underwriting limits, approval procedures for transactions that involve new products or those exceed set limits, risk diversification, pricing guidelines, reinsurance and monitoring of emerging issues.



NOTES TO THE SEPARATE FINANCIAL STATEMENTS (continued)  
as at 31 December 2025 and for the year then ended

### 33. RISK MANAGEMENT FRAMEWORK (continued)

#### 33.2 Capital management and regulatory framework

The primary capital management objective of the Corporation is to maintain a strong capital base to support the development of its business and to comply with regulatory capital requirements at all times. The Corporation recognises the impact on shareholders returns of the level of equity capital employed and seek to maintain a prudent balance.

Regulatory capital requirements arising from the operations of the Corporation require the Corporation to hold assets sufficient to cover liabilities and satisfy the solvency margin requirements in Vietnam. The solvency requirements that apply to the Corporation is those set out in Circular 67. Regulators are primarily interested in protecting the rights of policyholders and monitor them closely to ensure that the insurance subsidiaries are satisfactorily managing affairs for their benefit. At the same time, regulators are also interested in ensuring that the Corporation maintain appropriate solvency position to meet unforeseen liabilities arising from economic turmoil or natural disasters.

The table below summarises the minimum regulatory solvency margin for the Corporation and the solvency capital held against each of them:

	<i>Corporation Solvency Margin (VND mil)</i>	<i>Minimum Solvency Margin (VND mil)</i>	<i>Solvency Margin Ratio (%)</i>
31 December 2025	1,050,043	435,934	240.9
31 December 2024	846,333	638,540	132.5

### 34. INSURANCE RISK MANAGEMENT

Insurance risk is the possibility of events that cause financial loss or bring legal dispute from the terms and conditions of insurance or reinsurance contracts. Insurance risk is the direct subject of the Corporation's business and one of two main risk groups that the Corporation has to encounter. Through insurance risk evaluation, acceptance, management and transfer, the Corporation achieves profits and creates basis for other profitable activities such as financial investment, etc.

#### 34.1 Risk management objectives

Risk management objectives of the Corporation are to control the scope and level of losses incurred from insurance risks and to earn profit from insurance activities with reasonable expenses for selling, general administration and other activities.

The Corporation has set targets to achieve maximum revenue with operation profitability instead of maximizing profit from insurance activities.

#### 34.2 Risk management policies and procedures

To achieve risk management objectives, the Corporation has established and applied strict policies on all operation process including underwriting, reinsurance, loss survey and claim settlement.

NOTES TO THE SEPARATE FINANCIAL STATEMENTS (continued)  
as at 31 December 2025 and for the year then ended

### 34. INSURANCE RISK MANAGEMENT (continued)

#### 34.2 *Risk management policies and procedures* (continued)

The Corporation also applied all risk transfer solutions to share risks with other insurance companies and the policyholders such as co-insurance, reinsurance and deductible amount application. The reinsurance protection contracts have been written for some service lines to limit the maximum loss amount for risk events which are not covered by the regular reinsurance agreement. For other business lines, the Corporation has also required reinsurance arrangements before issuing an insurance policy or entering excess of loss reinsurance contracts.

Loss assessment and claim settlement have been executed at two levels. The large and complicated losses are handled and settled at Head Office. Small and less complicated ones which the member companies have experience in receiving and settling are handled at branch level. The Corporation has also enhanced claims processing and compensation procedure to avoid the additional risks that may arise such as exchange rate, additional claim cost, inflation, ethics risks, etc.

#### 34.3 *Contract terms, conditions, and cash flows*

The insured has responsibility for premium payment when an insurance contract becomes effective. In some cases, the Corporation can agree to extend the deadline of premium payment in accordance with Circular 67. Since 2015, the Corporation has managed credit risk in premium collection by imposing stricter regulations on premium payment extension and declining or terminating the contracts where premium is not paid as scheduled.

Due to the nature of insurance service, time and values of cash outflow for compensation are difficult to predict. However, most of the insurance contracts have regulated the maximum coverage. In the case of cumulative and catastrophe risk, the maximum liability of the Corporation has defined thanks to excess of loss and protection contracts. Besides, with the regulation on time limit of loss notification as well as the clauses on claim settlement duration, the Corporation is active on cash demand for claim payment.

### 35. MANAGEMENT OF FINANCIAL RISK

#### 35.1 *Credit risk*

The Corporation faces credit risk arising from both insurance operation and investment activities.

##### *Credit risk arising from insurance operation*

Despite the terms and conditions of the insurance contract defined the obligations and the deadline to pay premium, there is possibility that the policyholders may not pay premium fully and timely. To reduce these risks, the Corporation issued regulations on payment term extension process and required all the member companies to strictly comply with. Accordingly, the Corporation only delegate to member companies to extend payment term for insurance policies when they met the requirements prescribed by Circular 67. The Corporation will terminate the contracts with policyholders who are at low credit rating or inability to pay premium. The Corporation will keep track of non-performing debts to recover or write off later. For premiums which are not paid on time, the Corporation will make provision in accordance with current regulation on doubtful debts and write off if there is sufficient evidence.



NOTES TO THE SEPARATE FINANCIAL STATEMENTS (continued)  
as at 31 December 2025 and for the year then ended

**35. MANAGEMENT OF FINANCIAL RISK (continued)**

**35.1 Credit risk (continued)**

*Credit risk arising from insurance operation (continued)*

Though the reinsurer liability under reinsurance agreement is defined, the Corporation still faces credit risk of being unable to recover claim loss from the reinsurers. To manage that risk, the Corporation has only performed reinsurance placement with international counterparties that have a good credit rating accredited by well-known rating firms. For local reinsurers who are not rated, the Corporation also has performed its own assessment as well as closely monitored their financial capacity.

*Credit risk arising from investment*

At the reporting date, the Corporation had large credit risk from receivables from customers and other receivables.

The Corporation's financial assets are neither past due nor impaired except for the following receivables which are past due and impaired as at 31 December 2025.

<i>Currency: million VND</i>					
	<i>Past due but not impaired</i>		<i>Past due and impaired</i>		<i>Provision for impairment</i>
	<i>&lt; 90 days</i>	<i>91-180 days</i>	<i>181-360 days</i>	<i>&gt; 360 days</i>	
<b>Ending balance</b>					
Receivables from insurance activities	11,320	10,885	28,023	34,298	(25,736)
Receivables from financial activities	-	-	-	35,400	(35,400)
<b>TOTAL</b>	<b>11,320</b>	<b>10,885</b>	<b>28,023</b>	<b>69,698</b>	<b>(61,136)</b>
<b>Beginning balance</b>					
Receivables from insurance activities	18,856	35,135	4,130	23,557	(23,960)
Receivables from financial activities	-	-	-	35,400	(35,400)
<b>TOTAL</b>	<b>18,856</b>	<b>35,135</b>	<b>4,130</b>	<b>58,957</b>	<b>(59,360)</b>

**35.2 Liquidity risk**

Liquidity risk occurs when the total cash/liquid assets available to the Corporation is not sufficient to meet the total short term liabilities or when the cash available is not sufficient to meet the total incurred payment demand at specific time. Only claim payment requirements could bring liquidity risk to the Corporation because regular payment and others are stable and controllable. The quick liquidity risk to the Corporation is not high due to the Corporation's experience in the insurance industry, stable loss ratio, risk transferral, and diversification.



NOTES TO THE SEPARATE FINANCIAL STATEMENTS (continued)  
as at 31 December 2025 and for the year then ended

**35. MANAGEMENT OF FINANCIAL RISK (continued)**

**35.2 Liquidity risk (continued)**

For liquidity risk, the Corporation has an objective to maximise the profit on condition that the liquidity of the Corporation is highly assured and met claim payment demand. The Corporation has also minimized the credit risk to ensure the availability of cash when required. The Corporation has been prudent to create technical reserves and invest technical reserve fund in high liquidity portfolio with suitable term to claim payment demand term.

*Contractual maturity*

The following table summarizes the contractual maturity profile of the Corporation's financial assets based on contractual undiscounted payment as at 31 December 2025 and 31 December 2024:

				Currency: VND
	On demand	Less than 1 year	From 1 to 5 years	Total
<b>Ending balance</b>				
Insurance payables	102,363,846,730	-	-	102,363,846,730
Reinsurance payables	-	352,412,658,652	-	352,412,658,652
Accrued expenses	-	15,377,217,077	-	15,377,217,077
Claim reserve (*)	949,120,954,357	-	-	949,120,954,357
Other payables	37,570,325,164	-	199,964,452	37,770,289,616
<b>TOTAL</b>	<b>1,089,055,126,251</b>	<b>367,789,875,729</b>	<b>199,964,452</b>	<b>1,457,044,966,432</b>

				Currency: VND
	On demand	Less than 1 year	From 1 to 5 years	Total
<b>Beginning balance</b>				
Insurance payables	174,155,701,849	-	-	174,155,701,849
Reinsurance payables	-	407,319,197,819	-	407,319,197,819
Accrued expenses	-	32,996,083,720	-	32,996,083,720
Claim reserve (*)	986,421,486,944	-	-	986,421,486,944
Other payables	40,575,582,646	-	128,171,487	40,703,754,133
<b>TOTAL</b>	<b>1,201,152,771,439</b>	<b>440,315,281,539</b>	<b>128,171,487</b>	<b>1,641,596,224,465</b>

(\*) Excluding gross unearned premium reserve and catastrophe reserve.

**35.3 Market risk**

Market risk is the risk that the fair value of future cash flows of a financial instrument will fluctuate because of changes in market prices. Market prices comprise four types of risk: interest rate risk, currency risk, commodity price risk and other price risk, such as share price risk. Financial instruments affected by market risk include loans and borrowings, deposits and available-for-sale investments.

NOTES TO THE SEPARATE FINANCIAL STATEMENTS (continued)  
as at 31 December 2025 and for the year then ended

**35. MANAGEMENT OF FINANCIAL RISK (continued)**

**35.3 Market risk (continued)**

The sensitivity analyses in the following sections relate to the position as at 31 December 2025 and 31 December 2024.

The sensitivity analyses have been prepared on the basis that the amount of net debt, the ratio of fixed to floating interest rates of the debt and the proportion of financial instruments in foreign currencies are all constant.

In calculating the sensitivity analyses, Board of directors assumed that:

- the sensitivity of the separate balance sheet relates to available-for-sale debt instrument;
- the sensitivity of the relevant separate income statement item is the effect of the assumed changes in respective market risks. This is based on the financial assets and financial liabilities held at 31 December 2025 and 31 December 2024.

*Foreign currency risk*

Foreign currency risk is the risk that the fair value or future cash flows of a financial instrument will fluctuate because of changes in foreign exchange rates.

A part of reinsurance payables in the Corporation's liability is exchanged and paid by USD. These items are off-sets and only differential amount is paid. The following table demonstrates the effects of VND and USD exchange rate fluctuations on profit before tax of the Corporation.

*Sensitivity analyses*

The table below indicates the effect of a reasonably possible movement of the foreign currency exchange rate against the VND, with all other variables held constant, of the Corporation's profit before tax (due to changes in the fair value of monetary assets and liabilities). The Corporation's exposure to foreign currency changes for all other currencies is not material:

	Currency: VND	
	Change in foreign exchange rate	Effect on profit/(loss) before tax
<b>Current year</b>	5%	2,654,291,764
	-5%	(2,654,291,764)
<b>Previous year</b>	5%	3,969,785,708
	-5%	(3,969,785,708)

*Interest rate risk*

Interest rate risk is the risk that the fair value or future cash flows of a financial instrument will fluctuate because of changes in market interest rates.

In the investment portfolio, the investment in bond and term deposit account for a significant portion of the Corporation investments which is principally managed to match expected liability payments. The downward trend of interest rate has a significant impact on reinvestment rate but this risk is not material to current fixed maturity investment portfolio. The Corporation sets investment targets on a long term to reduce impact of interest risk as well as maintain proper investment structure for cross-selling development. With significant decrease of interest rate recently and its downward trend, the Corporation determines interest rate risk is one of the significant risks that impact to business performance.



NOTES TO THE SEPARATE FINANCIAL STATEMENTS (continued)  
as at 31 December 2025 and for the year then ended

**35. MANAGEMENT OF FINANCIAL RISK (continued)**

**35.3 Market risk (continued)**

*Equity price risk*

The Corporation's listed and unlisted equity securities are susceptible to market price risk arising from uncertainty about future values of the investment securities. The Corporation manages equity price risk by placing a limit on equity investments. The Corporation's Board of Directors reviews and approves all equity investment decisions.

At the reporting date, the fair value of investments in the Corporation's listed shares was 197,098,324,550 VND (on 31 December 2024: 94,934,828,950 VND). The table below indicates the effect of a reasonable possible movement of the price of stocks, with all other variables held constant, of the Corporation's profit before tax:

	Currency: VND	
	<i>Change in stock price</i>	<i>Effect on profit/(loss) before tax</i>
<b>Current year</b>	10%	12,364,960,640
	-10%	(40,118,995,012)
<b>Previous year</b>	10%	2,566,097,080
	-10%	(2,566,097,080)

**36. FINANCIAL ASSETS AND FINANCIAL LIABILITIES**

**36.1 Financial assets**

Financial assets within the scope of Circular No. 210/2009/TT-BTC issued by the Ministry of Finance on 6 November 2009 providing guidance for the adoption in Vietnam of the International Financial Reporting Standards on presentation and disclosures of financial instruments ("Circular 210") are classified, for disclosures in the notes to the separate financial statements, as financial assets at fair value through profit or loss, held-to-maturity investments, loans and receivables or available-for-sale financial assets as appropriate. The Corporation determines the classification of its financial assets at initial recognition.

All financial assets are recognised initially at cost plus directly attributable transaction costs. The Corporation's financial assets include cash and short-term deposits, trade and other receivables, loan receivables, quoted and unquoted financial instruments and derivative financial instruments.

**36.2 Financial liabilities**

Financial liabilities within the scope of Circular 210 are classified, for disclosures in the notes to the separate financial statements, as financial liabilities at fair value through profit or loss or financial liabilities measured at amortised cost as appropriate. The Corporation determines the classification of its financial liabilities at initial recognition.

All financial liabilities are recognised initially at cost net of directly attributable transaction costs. The Corporation's financial liabilities include trade and other payables, loans and borrowings and derivative financial instruments.



NOTES TO THE SEPARATE FINANCIAL STATEMENTS (continued)  
as at 31 December 2025 and for the year then ended

**36. FINANCIAL ASSETS AND FINANCIAL LIABILITIES (continued)**

**36.3 Offsetting of financial instruments**

Financial assets and financial liabilities are offset and the net amount reported in the separate balance sheet if, and only if, there is a currently enforceable legal right to offset the recognised amounts and there is an intention to settle on a net basis, or to realise the assets and settle the liabilities simultaneously.

This table below presents carrying amount and fair value of the Corporation's assets:

Currency: VND

	Carrying amount				Fair value	
	Ending balance		Beginning balance		Ending balance	Beginning balance
	Cost	Provision	Cost	Provision		
<b>Financial assets</b>						
Held for trading investments	182,909,533,850	(14,309,951,842)	34,986,549,149	(6,475,578,349)	170,998,324,550	28,510,970,800
- Listed shares	180,059,533,850	(14,309,951,842)	32,136,549,149	(6,475,578,349)	168,148,324,550	25,660,970,800
- Unlisted shares	2,850,000,000	-	2,850,000,000	-	2,850,000,000	2,850,000,000
Short-term deposit	1,777,122,209,248	-	2,346,821,571,389	-	1,777,122,209,248	2,346,821,571,389
Trade receivable	479,843,580,432	(33,697,007,596)	504,146,075,257	(29,414,561,704)	(*)	(*)
Receivable from related parties	-	-	97,318,469,112	-	(*)	(*)
Other receivables	173,229,757,964	(35,400,000,000)	120,061,620,369	(35,400,000,000)	(*)	(*)
Other non-current financial assets	82,423,858,150	(3,900,000,000)	576,364,908,024	-	(*)	(*)
Cash and cash equivalents	136,974,117,394	-	82,330,113,439	-	136,974,117,394	82,330,113,439
<b>TOTAL</b>	<b>2,832,503,057,038</b>	<b>(87,306,959,438)</b>	<b>3,762,029,306,739</b>	<b>(71,290,140,053)</b>		

NOTES TO THE SEPARATE FINANCIAL STATEMENTS (continued)  
as at 31 December 2025 and for the year then ended

**36. FINANCIAL ASSETS AND FINANCIAL LIABILITIES (continued)**

**36.3 Offsetting of financial instruments**

	Carrying amount		Fair value	
	Ending balance	Beginning balance	Ending balance	Beginning balance
<b>Financial liabilities</b>				
Trade payables	472,724,433,757	602,445,090,126	(*)	(*)
Other payables	34,999,613,866	52,601,475,908	(*)	(*)
<b>TOTAL</b>	<b>507,724,047,623</b>	<b>655,046,566,034</b>		

(\*) The fair values of these financial assets cannot be determined because Vietnamese Accounting Standards and Vietnamese Enterprise Accounting System do not have specific guidance on determining fair values of financial instruments.

NOTES TO THE SEPARATE FINANCIAL STATEMENTS (continued)  
as at 31 December 2025 and for the year then ended

37. CLAIM DATA TABLE

*Claim development table*

The table below presents estimates of cumulative claim incurred and cumulative payment to date:

Currency: million VND

ITEMS	Accident year					
	2021	2022	2023	2024	2025	Total
At end of accident year	1	2	3	4	5	6
I. Estimate of cumulative claims incurred						
1	1,007,276	1,145,369	1,135,920	1,737,563	1,105,947	1,105,947
2	976,221	1,239,989	1,203,554	2,062,773		2,062,773
3	970,392	1,245,914	1,216,490			1,216,490
4	944,458	1,213,260				1,213,260
5	955,094					955,094
Current estimate of cumulative claims incurred (1)	955,094	1,213,260	1,216,490	2,062,773	1,105,947	6,553,564
II. Cumulative claim payment						
1	689,961	873,539	974,659	1,109,060	585,801	585,801
2	921,181	1,160,286	1,141,336	1,833,798		1,833,798
3	936,525	1,183,838	1,190,811			1,190,811
4	941,588	1,193,543				1,193,543
5	952,756					952,756
Cumulative claim payment to date (2)	952,756	1,193,543	1,190,811	1,833,798	585,801	5,756,709
III. Net outstanding claim reserve (3) = (1) – (2)	2,338	19,717	25,679	228,975	520,146	796,855
IV. Current estimate of surplus/(deficit) (4)	(52,182)	67,891	80,570	325,210		
V. Percentage of current estimate of surplus/(deficit) over current estimate of cumulative claims incurred (5) = (4)/(1)*100%	-5%	6%	7%	16%		



NOTES TO THE SEPARATE FINANCIAL STATEMENTS (continued)  
as at 31 December 2025 and for the year then ended

**38. EVENTS AFTER THE SEPARATE BALANCE SHEET DATE**


There is no matter or circumstance that has arisen since the balance sheet date that requires adjustment or disclosure to be made in the financial statements of the Corporation.

Hanoi, Vietnam

24 March 2026



Ms. Nguyen Thi Ngan  
Preparer  
Chief accountant



Mr. Pham Ngoc Quan  
Deputy General Director



Mr. Do Dang Khang  
General Director



## EY | Building a better working world

EY is building a better working world by creating new value for clients, people, society and the planet, while building trust in capital markets.

Enabled by data, AI and advanced technology, EY teams help clients shape the future with confidence and develop answers for the most pressing issues of today and tomorrow.

EY teams work across a full spectrum of services in assurance, consulting, tax, strategy and transactions. Fueled by sector insights, a globally connected, multi-disciplinary network and diverse ecosystem partners, EY teams can provide services in more than 150 countries and territories.

All in to shape the future with confidence.

EY refers to the global organization, and may refer to one or more, of the member firms of Ernst & Young Global Limited, each of which is a separate legal entity. Ernst & Young Global Limited, a UK company limited by guarantee, does not provide services to clients. Information about how EY collects and uses personal data and a description of the rights individuals have under data protection legislation are available via [ey.com/privacy](https://ey.com/privacy). EY member firms do not practice law where prohibited by local laws. For more information about our organization, please visit [ey.com](https://ey.com).

© 2025 Ernst & Young Vietnam Limited. All Rights Reserved.

[ey.com/en\\_vn](https://ey.com/en_vn)