

**HOANG ANH GIA LAI  
AGRICULTURAL JSC**

**SOCIALIST REPUBLIC OF VIET NAM**  
**Independence – Freedom - Happiness**

No: 10/26/CBTT – HAGL Agrico

Gia Lai, April 29<sup>th</sup>, 2026

**PERIODIC INFORMATION DISCLOSURE FINANCIAL STATEMENTS**

**To: Ha Noi Stock Exchange**

Pursuant to the provisions of Clause 3, Article 14 of Circular No. 96/2020/TT-BTC dated November 16, 2020 of the Ministry of Finance guiding information disclosure on the stock market, Hoang Anh Gia Lai Agricultural Joint Stock Company shall disclose information on the financial statements (FS) of the 1<sup>st</sup> quarter of 2026 to the Hanoi Stock Exchange as follows:

**1. Ognization name:** Hoang Anh Gia Lai Agricultural Joint Stock Company

- Stock code: HNG
- Address: 15 Truong Chinh, Pleiku Ward, Gia Lai Province
- Tel: 0269.2222283
- Email: [haglagrico@thagrico.vn](mailto:haglagrico@thagrico.vn) Website: <https://haagrico.com>

**2. Information disclosure content:**

- Financial statements Quarter I/2026

☒ Separate Financial Statements (Trading registration has no subsidiaries and the superior accounting unit has affiliated units);

☒ Consolidated Financial Statements (Listed organization with subsidiaries);

☐ Separate Financial Statements (Listed organization with affiliated accounting unit organize saparate accounting system).

- Cause that must explain:

+ The audit organization on the financial statement is not fully accepted.

(for audited financial statements):

☐ Yes

☒ No

Explanatory text in case tick yes:

☐ Yes

☒ No

+ Profit after tax in the reporting period has difference of 5% or more before and after auditing, changing from loss to profit or vice versa (for audited financial statements):

☐ Yes

☒ No

Explanatory text in case tick yes:

☐ Yes

☒ No



+ Profit after corporate income tax in the business results report of the reporting period changes by 10% or more compared to the same period report of the previous year:

☒ Yes

☐ No

Explanatory text in case tick yes:

☒ Yes

☐ No

+ Profit after tax in the reporting period is a loss, changing from profit in the same period last year to loss in this period or vice versa:

☒ Yes

☐ No

Explanatory text in case tick yes:

☒ Yes

☐ No

This information was published on the company's website on April 30<sup>th</sup>, 2026  
at: <https://www.haagrigo.com/en/investor-relations/announcement-of-information/>.

**Attached documents:**

- Financial Statement Quarter I/2026
- Explanatory text

**Representative of organization**  
Legal representative/Authorized person to disclose information  
(Sign, full name, position, stamped)



**PHÓ TỔNG GIÁM ĐỐC**  
**Phan Bá Cường**

# **HAGL Agrico**

## **Hoang Anh Gia Lai Agricultural Joint Stock Company**

Interim separate financial statements  
(Parent company financial statements)

Quarter I 2026

**CONTENTS**

	<i>Pages</i>
<b>INTERIM SEPARATE FINANCIAL STATEMENTS</b>	
Separate Interim Statement of Financial Position	1 - 2
Interim separate income statement	3 - 4
Interim separate cash flow statement	5 - 6
Notes to the interim separate financial statements	7 - 31



SEPARATE INTERIM STATEMENT OF FINANCIAL POSITION  
as at 31 March 2026


VND'000

Code	ASSETS	Notes	31 March 2026	31 December 2025
<b>100</b>	<b>A. CURRENT ASSETS</b>		<b>15,228,594,115</b>	<b>14,855,908,493</b>
<b>110</b>	<b>I. Cash</b>		<b>135,973</b>	<b>551,964</b>
111	1. Cash	4	135,973	551,964
<b>120</b>	<b>II. Short-term financial investments</b>		<b>6,868,804,444</b>	<b>6,868,804,444</b>
123	1. Held-to-maturity investments	7	6,868,804,444	6,868,804,444
<b>130</b>	<b>III. Current accounts receivables</b>		<b>8,230,169,325</b>	<b>7,853,871,247</b>
131	1. Short-term trade receivables	5	2,786,216,650	2,645,905,470
132	2. Short-term advances to suppliers	6	1,451,331,301	1,431,522,620
135	3. Other short-term receivables	8	3,992,845,396	3,776,667,179
136	4. Provision for doubtful short-term receivables	5	(224,022)	(224,022)
<b>140</b>	<b>IV. Inventories</b>	<b>9</b>	<b>8,340,486</b>	<b>17,871,860</b>
141	1. Inventories		18,693,618	28,224,992
142	2. Provision for obsolete inventories		(10,353,132)	(10,353,132)
<b>160</b>	<b>V. Other current assets</b>		<b>121,143,886</b>	<b>114,808,978</b>
162	1. Value-added tax deductible	16	120,858,055	114,523,147
163	2. Tax and other receivables from the State	16	285,831	285,831
<b>200</b>	<b>B. NON-CURRENT ASSETS</b>		<b>8,699,001,284</b>	<b>8,683,532,733</b>
<b>210</b>	<b>I. Long-term receivables</b>		<b>1,899,920,587</b>	<b>1,888,959,326</b>
215	1. Other long-term receivables	8	1,899,920,587	1,888,959,326
<b>220</b>	<b>II. Fixed assets</b>		<b>5,373,581</b>	<b>5,809,841</b>
221	1. Tangible fixed assets	10	3,816,290	4,065,674
222	Cost		13,218,006	13,218,006
223	Accumulated depreciation		(9,401,717)	(9,152,332)
227	2. Intangible assets	11	1,557,292	1,744,167
228	Cost		5,980,000	5,980,000
229	Accumulated amortisation		(4,422,708)	(4,235,833)
<b>260</b>	<b>III. Long-term investments</b>	<b>12</b>	<b>6,793,674,627</b>	<b>6,788,723,795</b>
261	1. Investments in subsidiaries	12.1	4,954,817,803	4,954,817,803
262	2. Investments in associates and joint ventures	12.2	286,004,636	286,004,636
263	3. Investments in another entity	12.3	2,594,610	2,594,610
264	4. Provision for impairment of long-term investments in other entities		(2,152,890,103)	(2,152,890,103)
265	5. Held-to-maturity investments	7	3,703,147,681	3,698,196,849
<b>270</b>	<b>IV. Other long-term assets</b>		<b>32,489</b>	<b>39,771</b>
271	1. Long-term prepaid expenses	13	32,489	39,771
<b>280</b>	<b>TOTAL ASSETS</b>		<b>23,927,595,399</b>	<b>23,539,441,226</b>


SEPARATE INTERIM STATEMENT OF FINANCIAL POSITION (continued)  
as at 31 March 2026

VND'000

Code	RESOURCES	Notes	31 March 2026	31 December 2025
<b>300</b>	<b>C. LIABILITIES</b>		<b>13,584,503,075</b>	<b>13,156,392,812</b>
<b>310</b>	<b>I. Current liabilities</b>		<b>12,536,114,942</b>	<b>12,180,231,156</b>
311	1. Short-term trade payables	14	297,213,575	132,334,491
312	2. Short-term advances from customers	15	441,205,430	440,043,118
314	3. Statutory obligations	16	132,185	156,007
315	4. Payables to employees		1,029,600	1,143,000
316	5. Short-term accrued expenses	17	2,059,070,870	1,871,283,382
320	6. Other short-term payables	18	172,588,693	170,396,570
321	7. Short-term loans	19	9,564,874,589	9,564,874,588
<b>330</b>	<b>II. Non-current liabilities</b>		<b>1,048,388,133</b>	<b>976,161,656</b>
331	1. Long-term trade payables	14	430,876,918	430,876,918
338	2. Other long-term payables	18	32,549,993	32,711,211
339	3. Long-term loans	19	584,961,223	512,573,527
<b>400</b>	<b>D. OWNERS' EQUITY</b>		<b>10,343,092,324</b>	<b>10,383,048,414</b>
411	1. Owner's equity	20	11,085,538,950	11,085,538,950
411a	- Shares with voting rights		11,085,538,950	11,085,538,950
412	2. Share premium		1,170,127,000	1,170,127,000
420	3. Undistributed profit after tax		(1,912,573,625)	(1,872,617,536)
420a	- Accumulated undistributed profit after tax by the end of prior year		(1,872,617,536)	(946,484,119)
420b	- Profit after tax for the period		(39,956,089)	(926,133,417)
<b>440</b>	<b>TOTAL LIABILITIES AND OWNERS' EQUITY</b>		<b>23,927,595,399</b>	<b>23,539,441,226</b>

  
Phan Xuan Hong Linh  
Preparer

  
Do Vu Hai Ha  
Chief Accountant

  
Phan Ba Cuong  
Deputy General  
Director



April 29<sup>th</sup>, 2026

# Hoang Anh Gia Lai Agricultural Joint Stock Company

B02-DN

## INTERIM SEPARATE INCOME STATEMENT Quarter I 2026

VND'000

Code	ITEMS	Notes	Quarter I		Accumulated from the beginning of the year to the end of this quarter	
			Current year	Previous year	Current year	Previous year
10	1. Net revenue from sale of goods and rendering of services	21.1	167,356,910	123,781,221	167,356,910	123,781,221
11	2. Cost of goods sold	22	(164,420,486)	(122,200,594)	(164,420,486)	(122,200,594)
20	3. Gross profit from sale of goods and rendering of services					
21	4. Finance income	21.2	234,627,874	150,736,186	234,627,874	150,736,186
22	5. Finance expenses	23	(197,337,353)	(189,017,135)	(197,337,353)	(189,017,135)
23	In which: Interest expenses		(197,327,937)	(189,394,480)	(197,327,937)	(189,394,480)
25	6. Selling expenses	24	(1,056,347)	(695,940)	(1,056,347)	(695,940)
26	7. General and administrative expenses	24	(1,446,419)	(1,462,085)	(1,446,419)	(1,462,085)
30	8. Operating profit		(39,233,766)	(38,858,347)	(39,233,766)	(38,858,347)
31	9. Other income	25	912	101,635	912	101,635
32	10. Other expenses	25	(723,235)	(49,540)	(723,235)	(49,540)
40	11. Other profit	25	(722,323)	52,095	(722,323)	52,095



# Hoang Anh Gia Lai Agricultural Joint Stock Company

B02-DN

## INTERIM SEPARATE INCOME STATEMENT (continued) Quarter I 2026

VND'000

Code	ITEMS	Notes	Quarter I		Accumulated from the beginning of the year to the end of this quarter	
			Current year	Previous year	Current year	Previous year
50	12. Accounting profit before tax		(39,956,089)	(38,806,252)	(39,956,089)	(38,806,252)
60	13. Net profit after tax		(39,956,089)	(38,806,252)	(39,956,089)	(38,806,252)



*[Signature]*

Phan Xuan Hong Linh  
Preparer

April 29<sup>th</sup>, 2026

*[Signature]*

Do Vu Hai Ha  
Chief Accountant

Phan Ba Cuong  
Deputy General Director

INTERIM SEPARATE CASH FLOW STATEMENT  
Quarter I 2026

VND'000


Code	ITEMS	Notes	Accumulated from the beginning of the year to the end of this quarter	
			Current year	Previous year
	<b>I. CASH FLOW FROM OPERATING ACTIVITIES</b>			
01	<b>Earnings Before Tax</b>		<b>(39,956,089)</b>	<b>(38,806,252)</b>
	<i>Adjustments for:</i>			
02	Depreciation and amortisation	10,11	436,260	210,513
03	Provisions		-	(37,571)
04	Foreign exchange gains arisen from revaluation of monetary accounts denominated in foreign currencies		(14,556,284)	(9,627,718)
05	Profits from investing activities		(143,102,659)	(141,108,469)
06	Interest expenses	23	197,327,937	189,394,480
08	<b>Profit from operating activities before changes in working capital</b>		<b>149,165</b>	<b>24,983</b>
09	Increase in trade and other receivables		(241,543,120)	(271,619,180)
10	Decrease in inventories		9,531,374	5,566,816
11	Increase in payables		168,519,437	84,907,289
12	Decrease/(increase) in prepayments		7,282	(12,340)
14	Interest paid		(9,324,138)	(10,150,440)
17	Other cash outflows for operating activities		(144,000)	(144,000)
20	<b>Net cash flows used in operating activities</b>		<b>(72,804,001)</b>	<b>(191,426,872)</b>
	<b>II. CASH FLOWS FROM INVESTING ACTIVITIES</b>			
27	Interest income and dividend received		221	2,760
30	<b>Net cash flows from investing activities</b>		<b>221</b>	<b>2,760</b>




INTERIM SEPARATE CASH FLOW STATEMENT (continued)  
Quarter I 2026

VND'000

Code	ITEMS	Notes	Accumulated from the beginning of the year to the end of this quarter	
			Current year	Previous year
	<b>III. CASH FLOWS FROM FINANCING ACTIVITIES</b>			
33	Drawdown of loans		72,387,697	442,195,000
34	Repayment of loans		-	(263,500,000)
40	<b>Net cash flows from financing activities</b>		<b>72,387,697</b>	<b>178,695,000</b>
50	<b>Net (decrease) increase in cash for the period</b>		<b>(416,083)</b>	<b>(12,729,112)</b>
60	<b>Cash at beginning of year</b>	4	<b>551,964</b>	<b>13,058,472</b>
61	Impact of exchange rate fluctuation		92	74
70	<b>Cash at the end of the period</b>	4	<b>135,973</b>	<b>329,434</b>

  
 Phan Xuan Hong Linh  
Preparer

  
 Do Vu Hai Ha  
Chief Accountant

  
 Phan Ba Cuong  
Deputy General Director
April 29<sup>th</sup>, 2026

NOTES TO THE INTERIM SEPARATE FINANCIAL STATEMENTS  
Quarter I 2026**1. CORPORATE INFORMATION**

Hoang Anh Gia Lai Agricultural Joint Stock Company ("the Company") is a joint stock company incorporated under the Law on Enterprises of Vietnam pursuant to Enterprises Registration Certificate ("ERC") No. 5900712753 issued by the Department of Planning and Investment of Gia Lai Province (currently known as Department of Finance of Gia Lai Province) on 26 May 2010 and other twenty one (21) amended ERCs.

The Company's shares are traded on UPCOM in accordance with Decision No. 4111/TB-SGDHN and Decision No. 974-SGDHN dated 10 September 2024 issued by HNX.

The current period principal activities of the Company are rubber latex, fertilizers and agricultural supplies trading.

The company's registered head office is located at No. 15 Truong Chinh Street, Pleiku Ward, Gia Lai Province, Viet Nam.

As at 31 March 2026, the Company has five (5) direct subsidiaries, two (2) indirect subsidiaries and one (1) associate. Details are as follows:

<i>Names of subsidiaries</i>	<i>Location</i>	<i>Status of operation</i>	<i>Holding interest and voting rights (%)</i>
(1) Hoang Anh - Quang Minh Rubber Industrial and Agricultural Co., Ltd. ("HAQM Laos")	Sekong, Laos	Operating	100.00
(2) Hoang Anh Attapeu Agriculture Development Co., Ltd ("Hoang Anh Attapeu")	Attapeu, Laos	Operating	100.00
(3) Hoang Anh Rattanakiri Co., Ltd ("Hoang Anh Rattanakiri")	Ratanakiri, Cambodia	Operating	100.00
(4) Heng Brothers Co., Ltd ("Heng Brothers")	Ratanakiri, Cambodia	Operating	100.00
(5) CRD Co., Ltd ("CRD")	Ratanakiri, Cambodia	Operating	100.00
(6) Hoang Anh Oyadav One Member Co., Ltd ("Hoang Anh Oyadav")	Ratanakiri, Cambodia	Operating	100.00
(7) (Southern Laos Agricultural Investment and Business Production Co., Ltd ("Nam Lao")	Attapeu, Laos	Pre-Operating (i)	100.00

(i) Pre-operational status is the status of subsidiary that in the basic construction investment stage and has not yet commenced its main business activities as at 31 March 2026.

NOTES TO THE INTERIM SEPARATE FINANCIAL STATEMENTS (continued)  
Quarter I 2026**2. BASIS OF FINANCIAL STATEMENT PREPARATION****2.1 *Applied accounting standards and system***

The separate financial statements of the Company, expressed in thousands of Vietnam Dong ("VND'000"), are prepared in accordance with the Vietnamese Enterprise Accounting Regime issued under Circular No. 99/2025/TT-BTC dated 27 October 2025 and Vietnamese Accounting Standards issued by the Ministry of Finance, including:

- Decision No. 149/2001/QĐ-BTC dated 31 December 2001 on the Issuance and Promulgation of Four Vietnamese Accounting Standards (Series 1);
- Decision No. 165/2002/QĐ-BTC dated 31 December 2002 on the Issuance and Promulgation of Six Vietnamese Accounting Standards (Series 2);
- Decision No. 234/2003/QĐ-BTC dated 30 December 2003 on the Issuance and Promulgation of Six Vietnamese Accounting Standards (Series 3);
- Decision No. 12/2005/QĐ-BTC dated 15 February 2005 on the Issuance and Promulgation of Six Vietnamese Accounting Standards (Series 4); and
- Decision No. 100/2005/QĐ-BTC dated 28 December 2005 on the Issuance and Promulgation of Four Vietnamese Accounting Standards (Series 5).

Accordingly, the accompanying interim separate financial statements including their utilisation are not designed for those who are not informed about Vietnam's accounting principles, procedures and practices and furthermore are not intended to present the interim separate financial position and interim separate results of operations and interim separate cash flows in accordance with accounting principles and practices generally accepted in countries other than Vietnam.

**2.2 *Applied accounting documentation system***

The Company's applied accounting documentation system is the General Journal system.

**2.3 *Accounting period***

The Company's fiscal year applicable for the preparation of its separate financial statements starts on 1 January and ends on 31 December.

The separate financial statements for Quarter I 2026 are prepared for the accounting period from on 1 January 2026 to 31 March 2026.

**2.4 *Accounting currency***

The Company has adopted VND as its accounting currency. The separate financial statements are prepared in VND'000.



NOTES TO THE INTERIM SEPARATE FINANCIAL STATEMENTS (continued)  
Quarter I 2026**3. SUMMARY OF SIGNIFICANT ACCOUNTING POLICIES****3.1 Cash**

Cash comprises cash on hand and cash in banks.

**3.2 Receivables**

Receivables are presented in the interim separate financial statements at the carrying amounts due from customers and other debtors, after provision for doubtful receivables.

The provision for doubtful receivables represents amounts of outstanding receivables at the balance sheet date which are doubtful of being recovered. Increases or decreases to the provision balance are recorded into the general and administrative expenses in the interim separate income statements. When bad debts are determined as unrecoverable and the accountant writes off those bad debts, the differences between the provision for doubtful receivables previously made and historical cost of receivables are included in the interim separate income statement.

**3.3 Inventories**

Inventories are stated at the lower of cost incurred in bringing each product to its present location and condition, and net realizable value.

Net realizable value represents the estimated selling price in the ordinary course of business less the estimated costs to complete and the estimated costs necessary to make the sale.

The perpetual method is used to record inventories, which are valued as follows:

Raw materials, tools and supplies and merchandise goods	- Cost of purchase on a weighted average basis.
Finished goods and work-in-process	- Cost of direct materials and labour plus attributable overheads based on the normal level of activities.

*Provision for obsolete inventories*

An inventory provision is created for estimated loss arising due to the impairment of value (through diminution, damage, poor quality, obsolescence, etc.) of raw materials, finished goods and other inventories owned by the Company, based on appropriate evidence of impairment available at the interim balance sheet date.

Increases and decreases to the provision balance are recorded into the cost of goods sold in the interim separate income statement.

**3.4 Tangible fixed assets**

Tangible fixed assets are stated at cost less accumulated depreciation.

The cost of a tangible fixed asset comprises its purchase price and any directly attributable costs of bringing the tangible fixed asset to working condition for its intended use.

Expenditures for additions, improvements and renewals are added to the carrying amount of the assets and expenditures for maintenance and repairs are charged to the interim separate income statement as incurred.

When tangible fixed assets are sold or retired, any gain or loss resulting from their disposal (the difference between the net disposal proceeds and the carrying amount) is included in the interim separate income statement.

NOTES TO THE INTERIM SEPARATE FINANCIAL STATEMENTS (continued)  
Quarter I 2026**3. SUMMARY OF SIGNIFICANT ACCOUNTING POLICIES (continued)****3.5 Intangible assets**

Intangible assets are stated at cost less accumulated amortisation.

The cost of an intangible asset comprises its purchase price and any directly attributable costs of preparing the intangible asset for its intended use.

Expenditures for additions, improvements are added to the carrying amount of the assets and other expenditures are changed to the interim separate income statement as incurred.

When intangible assets are sold or retired, any gain or loss resulting from their disposal (the difference between the net disposal proceeds and the carrying amount) is included in the interim separate income statement.

*Computer software*

Computer software that is not an integral part of the hardware is recognized as an intangible fixed asset and is amortized over its estimated useful life.

**3.6 Depreciation and amortisation**

Depreciation of tangible fixed assets and amortisation of intangible assets are calculated on a straight-line basis over the estimated useful life of each asset as follows:

Buildings and structures	4 - 25 years
Machinery and equipment	3 - 15 years
Means of transportation & transmit instrument	2 - 10 years
Office equipment	4 - 5 years
Computer software	5 - 8 years

Land use right with indefinite term is not amortised.

**3.7 Borrowing costs**

Borrowing costs consist of interest and other costs that the Company incurs in connection with the borrowing of funds and are recorded as expenses during the period in which they are incurred.

**3.8 Prepaid expenses**

Prepaid expenses are reported as short-term or long-term prepaid expenses on the interim separate balance sheet. Prepaid expenses are amortised over the period for which the amounts are paid or the period in which economic benefits are generated in relation to these expenses.

**3.9 Investments***Investments in subsidiaries*

Investments in subsidiaries over which the Company has control are carried at cost.

Distributions from accumulated net profits of the subsidiaries arising subsequent to the date of acquisition are recognised in the interim separate income statement. Distributions from sources other than from such profits are considered a recovery of investment and are deducted to the cost of the investment.

*Investment in an associate*

Investment in an associate over which the Company has significant influence is carried at cost.

Distributions from accumulated net profits of the associate arising subsequent to the date of acquisition by the Company are recognised in the interim separate income statement. Distributions from sources other than from such profits are considered a recovery of investment and are deducted to the cost of the investment.



NOTES TO THE INTERIM SEPARATE FINANCIAL STATEMENTS (continued)  
Quarter I 2026**3. SUMMARY OF SIGNIFICANT ACCOUNTING POLICIES (continued)****3.9 Investments (continued)***Investment in another entity*

Investment in another entity is stated at their acquisition costs.

*Provision for diminution in value of investments*

Provision of the investment is made when there are reliable evidences of the diminution in value of those investments at the interim balance sheet date. Increases and decreases to the provision balance are recorded as finance expense in the interim separate income statement.

**3.10 Payables and accruals**

Payables and accruals are recognised for amounts to be paid in the future for goods and services received, whether or not billed to the Company.

**3.11 Foreign currency transactions**

Transactions in currencies other than the Company's reporting currency of VND are recorded at the actual transaction exchange rates at transaction dates which are determined as follows:

- ▶ Transactions resulting in receivables are recorded at the buying exchange rates of the commercial banks designated for collection;
- ▶ Transactions resulting in liabilities are recorded at the selling exchange rates of the transaction of commercial banks designated for payment; and
- ▶ Transaction for purchasing assets or expenses paid immediately in foreign currency (not through payable accounts) are recorded at the buying exchange rates of the commercial banks where the enterprise makes the payment.

At the end of the period, monetary balances denominated in foreign currencies are translated at the actual transaction exchange rates which are determined as follows: Assets and liabilities are translated into Vietnam Dong (VND) at the average of the buying and selling transfer exchange rates of the commercial bank where the Company regularly conducts its transactions.

All actual exchange rate differences arising during the period and differences from the revaluation of foreign currency-denominated monetary balances at the period-end are accounted for in the interim separate operating results.

**3.12 Appropriation of net profits**

Net profit after corporate income tax is available for appropriation to shareholders after the Board of Directors' recommendation and approval in the Shareholder's Meeting, and after making appropriation to reserve funds in accordance with the Company's Charter and Vietnam's regulatory requirements.

Revenue is recognised to the extent that it is probable that the economic benefits will flow to the Company and the revenue can be reliably measured. Revenue is measured at the fair value of the consideration received or receivable, excluding trade discount, rebate and sales return. The following specific recognition criteria must also be met before revenue is recognised:

*Sale of goods*

Revenue is recognised when the significant risks and rewards of ownership of the goods have passed to the buyer, usually upon the delivery of the goods.

*Rendering of services*

Revenue from rendering of services is recognised when the services are rendered.

**3. SUMMARY OF SIGNIFICANT ACCOUNTING POLICIES (continued)**

NOTES TO THE INTERIM SEPARATE FINANCIAL STATEMENTS (continued)  
Quarter I 2026**3.13 Revenue recognition***Interest*

Interest is recognised as the interest accrues (taking into account the effective yield on the asset) unless collectability is in doubt.

*Dividend*

Dividend is recognised when the Company's entitlement as an investor to receive the dividend is established.

**3.14 Taxation***Current income tax*

Current income tax assets and liabilities for the current and prior periods are measured at the amount expected to be recovered from or paid to the taxation authorities. The tax rates and tax laws used to compute the amount are those that are enacted as at the interim balance sheet date.

Current income tax is charged or credited to the interim separate income statement, except when it relates to items recognised directly to equity, in which case the current income tax is also dealt with in equity.

Current income tax assets and liabilities are offset when there is a legally enforceable right for the Company to offset current tax assets against current tax liabilities and when the Company intends to settle its current tax assets and liabilities on a net basis.

*Deferred tax*

Deferred tax is provided using the liability method on temporary differences at the interim balance sheet date between the tax base of assets and liabilities and their carrying amount for interim separate financial statements purposes.

Deferred tax liabilities are recognised for all taxable temporary differences, except:

- ▶ where the deferred tax liability arises from the initial recognition of an asset or liability in a transaction which at the time of the related transaction affects neither the accounting profit nor taxable profit or loss; and
- ▶ in respect of taxable temporarily differences associated with investments in subsidiaries and associate, and interests in joint ventures where timing of the reversal of the temporary difference can be controlled and it is probable that the temporary difference will not reverse in the foreseeable future.

*Deferred tax (continued)*

Deferred tax assets are recognised for all deductible temporary differences, carried forward unused tax credit and unused tax losses, to the extent that it is probable that taxable profit will be available against which deductible temporary differences, carried forward unused tax credit and unused tax losses can be utilised, except:

- ▶ where the deferred tax asset in respect of deductible temporary difference which arises from the initial recognition of an asset or liability which at the time of the related transaction, affects neither the accounting profit nor taxable profit or loss; and
- ▶ in respect of deductible temporarily differences associated with investments in subsidiaries, associate, and interests in joint ventures; deferred tax assets are recognised only to the extent that it is probable that the temporary differences will reverse in the foreseeable future and taxable profit will be available against which the temporary differences can be utilised.



NOTES TO THE INTERIM SEPARATE FINANCIAL STATEMENTS (continued)  
Quarter I 2026**3. SUMMARY OF SIGNIFICANT ACCOUNTING POLICIES (continued)****3.14 Taxation (continued)**

The carrying amount of deferred tax assets is reviewed at each interim balance sheet date and reduced to the extent that it is no longer probable that sufficient taxable profit will be available to allow all or part of the deferred tax asset to be utilised. Previously unrecognised deferred tax assets are re-assessed at each interim balance sheet date and are recognised to the extent that it has become probable that future taxable profit will allow the deferred tax assets to be recovered.

Deferred tax assets and liabilities are measured at the tax rates that are expected to apply in the period when the asset is realised, or the liability is settled based on tax rates and tax laws that have been enacted at the interim balance sheet date.

Deferred tax is charged or credited to the interim separate income statement, except when it relates to items recognised directly to equity, in which case the deferred tax is also dealt with in the equity account.

Deferred tax assets and liabilities are offset when there is a legally enforceable right for the Company to offset current tax assets against current tax liabilities and when they relate to income taxes levied by the same taxation authority on either the same taxable entity or when the Company intends either settle current tax liabilities and assets on a net basis or to realise the assets and settle the liabilities simultaneously, in each future period in which significant amounts of deferred tax liabilities or assets are expected to be settled or recovered.

**3.15 Related parties**

Parties are considered to be related parties of the Company if one party has the ability to control the other party or exercise significant influence over the other party in making financial and operating decisions, or when the Company and other party are under common control or under common significant influence. Related parties can be enterprises or individuals, including their close family members.

**4. CASH**

	31 March 2026	VND'000 31 December 2025
Cash in banks	135,973	551,964
<b>TOTAL</b>	<b>135,973</b>	<b>551,964</b>

**5. SHORT-TERM TRADE RECEIVABLES**

	31 March 2026	VND'000 31 December 2025
Trade receivables from related parties (Note 27)	2,786,012,660	2,645,701,480
Trade receivables from third parties	203,990	203,990
- Others	203,990	203,990
<b>TOTAL</b>	<b>2,786,216,650</b>	<b>2,645,905,470</b>
Provision for doubtful receivables	(224,022)	(224,022)
<b>NET</b>	<b>2,785,992,628</b>	<b>2,645,681,448</b>

NOTES TO THE INTERIM SEPARATE FINANCIAL STATEMENTS (continued)  
Quarter I 2026

## 6. SHORT-TERM ADVANCE TO SUPPLIERS

	31 March 2026	VND'000 31 December 2025
Advance to related parties (Note 27)	1,442,033,723	1,428,522,620
Advance to third parties	9,297,578	3,000,000
- Song Tran Production and Trading Co., Ltd.	31,279	-
- Others	9,266,299	3,000,000
<b>TOTAL</b>	<b>1,451,331,301</b>	<b>1,431,522,620</b>

## 7. HELD-TO-MATURITY INVESTMENTS

	31 March 2026	VND'000 31 December 2025
<b>Short-term</b>	<b>6,868,804,444</b>	<b>6,868,804,444</b>
Held-to-maturity investments in related parties (Note 27)	6,868,804,444	6,868,804,444
<b>Long-term</b>	<b>3,703,147,681</b>	<b>3,698,196,849</b>
Held-to-maturity investments in related parties (Note 27)	1,591,813,414	1,590,401,985
Held-to-maturity investments in Lao Government securities (*)	2,111,334,267	2,107,794,864
<b>TOTAL</b>	<b>10,571,952,125</b>	<b>10,567,001,293</b>

(\*) This represented non-bearing interest loans granted to the Laos Government in order to finance the construction of Nongkhang International Airport in Huaphan Province and Attapeu International Airport in Attapeu Province, Lao People's Democratic Republic. These loan receivables shall be offset against the future tax obligations and other payables that the Company and its subsidiaries owed to the Laos Government or paid by cash.

## 8. OTHER RECEIVABLES

	31 March 2026	VND'000 31 December 2025
<b>Short-term</b>	<b>3,992,845,396</b>	<b>3,776,667,179</b>
Offsetting receivables from related parties (Note 27)	3,992,316,028	3,776,262,811
Others	529,368	404,368
<b>Long-term</b>	<b>1,899,920,587</b>	<b>1,888,959,326</b>
Other receivables from a related party (Note 27)	1,899,920,587	1,888,959,326
<b>TOTAL</b>	<b>5,892,765,983</b>	<b>5,665,626,505</b>

## 9. INVENTORIES

	31 March 2026	VND'000 31 December 2025
Merchandises	18,693,618	22,777,609
Goods in transit	-	5,447,383
<b>TOTAL</b>	<b>18,693,618</b>	<b>28,224,992</b>
Provision for obsolete inventories	(10,353,132)	(10,353,132)
<b>NET</b>	<b>8,340,486</b>	<b>17,871,860</b>

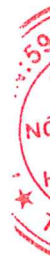
# Hoang Anh Gia Lai Agricultural Joint Stock Company

B09a-DN

NOTES TO THE INTERIM SEPARATE FINANCIAL STATEMENTS (continued)  
Quarter I 2026

## 10. TANGIBLE FIXED ASSETS

	Means of transportation	Office equipment	Machinery and equipment	Total
				VND'000
<b>Cost</b>				
As at 31 December 2025	9,941,178	2,966,173	310,655	13,218,006
As at 31 March 2026	9,941,178	2,966,173	310,655	13,218,006
<b>Accumulated depreciation</b>				
As at 31 December 2025	(5,878,585)	(2,963,092)	(310,655)	(9,152,332)
Depreciation for the period	(247,536)	(1,848)	-	(249,384)
As at 31 March 2026	(6,126,121)	(2,964,941)	(310,655)	(9,401,717)
<b>Net carrying amount</b>				
As at 31 December 2025	4,062,593	3,081	-	4,065,674
As at 31 March 2026	3,815,057	1,232	-	3,816,290





NOTES TO THE INTERIM SEPARATE FINANCIAL STATEMENTS (continued)  
Quarter I 2026

## 11. INTANGIBLE ASSETS

	VND'000
	<i>Computer software</i>
<b>Cost</b>	
As at 31 December 2025	5,980,000
As at 31 March 2026	5,980,000
<b>Accumulated depreciation</b>	
As at 31 December 2025	(4,235,833)
Amortisation for the period	(186,875)
As at 31 March 2026	(4,422,708)
<b>Net carrying amount</b>	
As at 31 December 2025	1,744,167
As at 31 March 2026	1,557,292

## 12. LONG-TERM INVESTMENTS

	31 March 2026		31 December 2025	
	Cost	Provision	Cost	Provision
Investments in subsidiaries (Note 12.1)	4,954,817,803	(2,150,295,493)	4,954,817,803	(2,150,295,493)
Investments in another entity (Note 12.2)	286,004,636	-	286,004,636	-
Investments in another entity (Note 12.3)	2,594,610	(2,594,610)	2,594,610	(2,594,610)
Held-to-maturity investments (Note 7)	3,703,147,681	-	3,698,196,849	-
<b>TOTAL</b>	<b>8,946,564,730</b>	<b>(2,152,890,103)</b>	<b>8,941,613,898</b>	<b>(2,152,890,103)</b>

# Hoang Anh Gia Lai Agricultural Joint Stock Company

B09-DN

NOTES TO THE INTERIM SEPARATE FINANCIAL STATEMENTS (continued)  
Quarter I 2026

## 12. LONG-TERM INVESTMENTS (continued)

### 12.1 Investments in subsidiaries

Details of investments in the subsidiaries are as follows:

Name of subsidiaries	Business activities	31 March 2026			31 December 2025		
		Holding and voting (%)	Cost VND'000	Provision VND'000	Holding and voting (%)	Cost VND'000	Provision VND'000
Hoang Anh Attapeu	Industrial and agricultural plantation, cow breeding and construction	100,00	2,101,029,560	(2,101,029,560)	100,00	2,101,029,560	(2,101,029,560)
HAQM Laos	Industrial and agricultural plantation	100,00	1,081,159,132	-	100,00	1,081,159,132	-
Hoang Anh Rattanakiri	Industrial and agricultural plantation	100,00	943,987,719	-	100,00	943,987,719	-
Hoang Anh Oyadav	Industrial and agricultural plantation	100,00	828,641,392	(49,265,933)	100,00	828,641,392	(49,265,933)
<b>TOTAL</b>			<b>4,954,817,803</b>	<b>(2,150,295,493)</b>		<b>4,954,817,803</b>	<b>(2,150,295,493)</b>



# Hoang Anh Gia Lai Agricultural Joint Stock Company

B09-DN

## NOTES TO THE INTERIM SEPARATE FINANCIAL STATEMENTS (continued) Quarter I 2026

### 12. LONG-TERM INVESTMENTS (continued)

#### 12.2 Investments in another entity

Name	Business activity	31 March 2026		31 December 2025	
		Holding and voting (%)	Cost VND'000	Holding and voting (%)	Cost VND'000
Bidiphar Rubber Joint Stock Company ("Bidiphar")	Planting, exploiting and processing rubber products	49,14	286,004,636	49,14	286,004,636

#### 12.3 Investments in another entity

Name	Business activity	31 March 2026		31 December 2025	
		Holding and voting (%)	Cost VND'000	Holding and voting (%)	Cost VND'000
Canh Dong Vang Agriculture and Forestry Joint Stock Company	Trading fruits	15,00	2,594,610	15,00	2,594,610
			(2,594,610)		(2,594,610)

NOTES TO THE INTERIM SEPARATE FINANCIAL STATEMENTS (continued)  
Quarter I 2026

## 13. LONG-TERM PREPAID EXPENSES

	31 March 2026	VND'000 31 December 2025
Tools and supplies	32,489	39,771
<b>TOTAL</b>	<b>32,489</b>	<b>39,771</b>

## 14. ACCOUNTS PAYABLE

	31 March 2026	VND'000 31 December 2025
<b>Short-term</b>	<b>297,213,575</b>	<b>132,334,491</b>
Trade payables to related parties (Note 27)	290,945,371	126,555,448
Trade payables to third parties	6,268,204	5,779,043
<b>Long-term</b>	<b>430,876,918</b>	<b>430,876,918</b>
Trade payables to related parties (Note 27)	430,876,918	430,876,918
<b>TOTAL</b>	<b>728,090,493</b>	<b>563,211,409</b>

## 15. SHORT-TERM ADVANCES FROM CUSTOMERS

	31 March 2026	VND'000 31 December 2025
Advances from a related party (Note 27)	441,205,430	440,043,118
<b>TOTAL</b>	<b>441,205,430</b>	<b>440,043,118</b>

## 16. TAX AND OTHER RECEIVABLES/ PAYABLES FROM THE STATE

	31 March 2026	VND'000 31 December 2025
<b>Tax and other receivables from the State</b>		
Value added tax	120,858,055	114,523,147
Corporate income tax (Note 26)	285,831	285,831
<b>TOTAL</b>	<b>121,143,886</b>	<b>114,808,978</b>
<b>Tax and other payables from the State</b>		
Personal income tax	132,185	156,007
<b>TOTAL</b>	<b>132,185</b>	<b>156,007</b>

NOTES TO THE INTERIM SEPARATE FINANCIAL STATEMENTS (continued)  
Quarter I 2026

## 17. SHORT-TERM ACCRUED EXPENSES

	31 March 2026	VND'000 31 December 2025
Interest expenses	2,031,757,975	1,843,754,176
Operating expenses	27,312,895	27,529,206
	<b>2,059,070,870</b>	<b>1,871,283,382</b>
<i>In which:</i>		
Short-term accrued expenses to related parties (Note 27)	2,031,098,008	1,843,202,157
Others	27,972,862	28,081,225

## 18. OTHER PAYABLES

	31 March 2026	VND'000 31 December 2025
<b>Short-term</b>	<b>172,588,693</b>	<b>170,396,570</b>
Payables to related parties (Note 27)	162,002,140	162,625,965
Other payables	10,586,554	7,770,605
<b>Long-term</b>	<b>32,549,993</b>	<b>32,711,211</b>
Payables to related parties (Note 27)	32,549,993	32,711,211
<b>TOTAL</b>	<b>205,138,686</b>	<b>203,107,781</b>

## 19. LOANS

	31 March 2026	VND'000 31 December 2025
<b>Short-term</b>	<b>9,564,874,588</b>	<b>9,564,874,588</b>
Current portion of long-term loans from a related party (Note 19.1)	5,132,714,070	5,132,714,070
Short-term loans from a related party (Note 19.2)	3,932,160,518	3,932,160,518
Short-term bank loan (Note 19.3)	500,000,000	500,000,000
<b>Long-term</b>	<b>584,961,223</b>	<b>512,573,527</b>
Long-term loans from a related party (Note 19.1)	584,961,223	512,573,527
<b>TOTAL</b>	<b>10,149,835,811</b>	<b>10,077,448,115</b>



NOTES TO THE INTERIM SEPARATE FINANCIAL STATEMENTS (continued)  
Quarter I 2026**19. LOANS (continued)****19.1 Long-term loan from a related party**

	31 March 2026	VND'000 31 December 2025
Truong Hai Agriculture Joint Stock Company ("THACO AGRI")	5,717,675,293	5,645,287,597
<b>TOTAL</b>	<b>5,717,675,293</b>	<b>5,645,287,597</b>
<i>In which:</i>		
Long-term loan from a related party	584,961,223	512,573,527
Current portion of long-term loan from a related party within one year	5,132,714,070	5,132,714,070

**19.2 Short-term loans from a related party**

	31 March 2026	VND'000 31 December 2025
THACO AGRI	3,932,160,519	3,932,160,518
<b>TOTAL</b>	<b>3,932,160,519</b>	<b>3,932,160,518</b>

**19.3 Short-term loan from a bank**

	31 March 2026	VND'000 31 December 2025
Tien Phong Commercial Joint Stock Bank - Ha Noi Branch	500,000,000	500,000,000
<b>TOTAL</b>	<b>500,000,000</b>	<b>500,000,000</b>

NOTES TO THE INTERIM SEPARATE FINANCIAL STATEMENTS (continued)  
Quarter I 2026

## 20. OWNERS' EQUITY (continued)

## 20.1 Increase and decrease in owner's equity

	Share capital	Share Premium	Accumulated losses	Total	VND'000
<b>Previous year</b>					
As at 1 January 2025	11,085,538,950	1,170,127,000	(946,358,119)	11,309,307,831	
Net loss for the year	-	-	(38,806,252)	(38,806,252)	
<b>As at 31 March 2025</b>	<b>11,085,538,950</b>	<b>1,170,127,000</b>	<b>(985,164,371)</b>	<b>11,270,501,579</b>	
<b>Current year</b>					
As at 1 January 2025	11,085,538,950	1,170,127,000	(1,872,617,536)	10,383,048,414	
Net loss for the year	-	-	(39,956,089)	(39,956,089)	
<b>As at 31 March 2026</b>	<b>11,085,538,950</b>	<b>1,170,127,000</b>	<b>(1,912,573,625)</b>	<b>10,343,092,325</b>	

NOTES TO THE INTERIM SEPARATE FINANCIAL STATEMENTS (continued)  
Quarter I 2026**20. OWNERS' EQUITY (continued)****20.2 Shares**

	31 March 2026	31 December 2025
Shares authorised to be issued	1,108,553,895	1,108,553,895
Shares issued and fully paid	1,108,553,895	1,108,553,895
<i>Ordinary shares</i>	1,108,553,895	1,108,553,895
Outstanding shares	1,108,553,895	1,108,553,895
<i>Ordinary shares</i>	1,108,553,895	1,108,553,895
<i>In which:</i>		
<i>Freely transferable shares</i>	1,108,553,895	1,108,553,895

The Company's ordinary shares are issued with par value of VND 10,000 per share. The holders of ordinary shares are entitled to receive dividends as and when declared by the Company. Each ordinary share carries one vote per share without restriction.





# Hoang Anh Gia Lai Agricultural Joint Stock Company

B09-DN

## NOTES TO THE INTERIM SEPARATE FINANCIAL STATEMENTS (continued) Quarter I 2026

### 21. REVENUE

#### 21.1 Revenue from sale of goods and rendering services

	VND'000		
	Quarter I		Accumulated from the beginning of the year to the end of this quarter
	Current year	Previous year	Current year
<b>Net revenue</b>	<b>167,356,910</b>	<b>123,781,221</b>	<b>167,356,910</b>
<i>In which:</i>			
Revenue from sale of goods	131,960,900	106,648,721	131,960,900
Revenue from sale of rubber latex	31,732,115	17,132,500	31,732,115
Revenue from rendering services	3,663,895	-	3,663,895
			-

#### 21.2 Finance income

	VND'000		
	Quarter I		Accumulated from the beginning of the year to the end of this quarter
	Current year	Previous year	Current year
Interest income	143,102,438	141,105,708	143,102,438
Unrealized foreign exchange gains	14,567,270	9,627,718	14,567,270
Bank interest	221	2,760	221
<b>TOTAL</b>	<b>157,669,929</b>	<b>150,736,186</b>	<b>157,669,929</b>
			<b>150,736,186</b>

# Hoang Anh Gia Lai Agricultural Joint Stock Company

B09-DN

NOTES TO THE INTERIM SEPARATE FINANCIAL STATEMENTS (continued)  
Quarter I 2026

## 22. COST OF GOODS SOLD AND SERVICES RENDERED

	VND'000		
	Quarter I		Accumulated from the beginning of the year to the end of this quarter
	Current year	Previous year	
Cost of goods sold	130,874,320	105,819,275	130,874,320
Cost of rubber latex sold	29,993,179	16,381,319	29,993,179
Cost of services rendered	3,552,987	-	3,552,987
<b>TỔNG CỘNG</b>	<b>164,420,486</b>	<b>122,200,594</b>	<b>164,420,486</b>

## 23. FINANCE EXPENSES

	VND'000		
	Quarter I		Accumulated from the beginning of the year to the end of this quarter
	Current year	Previous year	
Interest expenses	197,327,937	189,394,480	197,327,937
Realized foreign exchange losses	-	66,076	-
Reversal of other financial expenses	-	(670,272)	-
Others	9,416	226,851	9,416
<b>TOTAL</b>	<b>197,337,353</b>	<b>189,017,135</b>	<b>197,337,353</b>

# Hoang Anh Gia Lai Agricultural Joint Stock Company

B09-DN

## NOTES TO THE INTERIM SEPARATE FINANCIAL STATEMENTS (continued) Quarter I 2026

### 24. SELLING AND GENERAL AND ADMINISTRATIVE EXPENSES

	Quarter I		VND'000	
	Current year	Previous year	Current year	Previous year
<b>Selling expenses</b>	<b>1,056,347</b>	<b>695,940</b>	<b>1,056,347</b>	<b>695,940</b>
External service expenses	883,073	415,290	883,073	415,290
Labour costs	173,274	263,850	173,274	263,850
Others	-	16,800	-	16,800
<b>General and administrative expenses</b>	<b>1,446,419</b>	<b>1,462,085</b>	<b>1,446,419</b>	<b>1,462,085</b>
Labour costs	1,158,382	1,116,433	1,158,382	1,116,433
Depreciation and amortisation expenses	213,253	209,658	213,253	209,658
External service expenses	74,784	48,444	74,784	48,444
Others	-	87,550	-	87,550
<b>TOTAL</b>	<b>2,502,766</b>	<b>2,158,025</b>	<b>2,502,766</b>	<b>2,158,025</b>

### 25. OTHER INCOME AND EXPENSES

	Quarter I		VND'000	
	Current year	Previous year	Current year	Previous year
<b>Other income</b>	<b>912</b>	<b>101,635</b>	<b>912</b>	<b>101,635</b>
Others	912	19,817	912	19,817
Profit from disposal of assets	-	81,818	-	81,818
<b>Other expenses</b>	<b>723,235</b>	<b>49,540</b>	<b>723,235</b>	<b>49,540</b>
Non-deductible value added tax	718,695	-	718,695	-
Depreciation of discontinued assets	4,540	4,540	4,540	4,540
Penalties	-	45,000	-	45,000
<b>Other income</b>	<b>(722,323)</b>	<b>52,095</b>	<b>(722,323)</b>	<b>52,095</b>





NOTES TO THE INTERIM SEPARATE FINANCIAL STATEMENTS (continued)  
Quarter I 2026**26. CORPORATE INCOME TAX**

The Corporate income tax rate ("CIT") applicable to the company is 20% of taxable profit.

The Company's tax returns are subject to examination by the tax authorities. Because the application of tax laws and regulations to many types of transactions is susceptible to varying interpretations, the amounts reported in the interim separate financial statements could change at a later date upon final determination by the tax authorities.

*Current corporate income tax*

Current CIT payable is determined based on the taxable income of the current period. Taxable income differs from the income reported in the interim separate income statements because it excludes items of income and expense that are taxable or deductible in other periods and it further excludes items that are not taxable or deductible. The company's current CIT payable is calculated the tax rates that have been enacted by the end of the period.

The CIT expenses for the period are calculated as follows:

	<i>For the three-month period ended 31 March 2026</i>	<i>VND'000 For the three-month period ended 31 March 2025</i>
<b>Accounting profit before tax</b>	<b>(39,956,089)</b>	<b>(38,806,252)</b>
Non-deductible interest expense related to Decree No. 132/2020/ND-CP	49,596,946	-
Non-deductible expenses	450,404	38,248
Foreign exchange differences	(13,748,471)	(9,996,891)
<b>Estimated tax loss</b>	<b>(3,657,210)</b>	<b>(48,764,895)</b>
Tax loss carried forward to future periods	(3,657,210)	(48,764,895)
CIT over-paid at the beginning of the year	(285,831)	(285,831)
<b>CIT over-paid at the end of the period (Note 16)</b>	<b>(285,831)</b>	<b>(285,831)</b>

# Hoang Anh Gia Lai Agricultural Joint Stock Company

B09-DN

NOTES TO THE INTERIM SEPARATE FINANCIAL STATEMENTS (continued)  
Quarter I 2026

## 27. TRANSACTIONS WITH RELATED PARTIES

Significant transactions with related parties during the period were as follows:

			VND'000
<i>Related parties</i>	<i>Relationship</i>	<i>Transactions</i>	<i>Amount</i>
THACO AGRI	Company with the same members of BOD	Interest expenses	188,027,622
		Sale of goods and rendering of services	135,453,988
Hoang Anh Attapeu	Subsidiary	Interest income	105,941,521
		Purchase of goods	17,738,654
Hoang Anh Oyadav	Subsidiary	Interest income	15,460,841
Hoang Anh Rattanakiri	Subsidiary	Interest income	12,076,861
HAQM Laos	Subsidiary	Interest income	9,260,190
		Purchase of goods	6,807,141
THACO AUTO Distribution Company Limited	Subsidiary of company with the same members of BOD	Purchase of goods	1,111,111
Thilogi Indochina Cross Border Trucking Co., Ltd	Subsidiary of company with the same members of BOD	Purchase of services	883,073
Southern Laos	Subsidiary	Interest income	363,014

Amounts due from and due to related parties as at 31 March 2026 were as follows:

			VND'000
<i>Related parties</i>	<i>Relationship</i>	<i>Transactions</i>	<i>Amounts</i>
<b>Short-term trade receivables (Note 5)</b>			
Hoang Anh Attapeu	Subsidiary	Sale of goods and rendering of services	2,238,591,518
Southern Laos	Subsidiary	Sale of goods and rendering of services	444,708,996
HAQM Laos	Subsidiary	Sale of goods and rendering of services	50,287,401
Hoang Anh Oyadav	Subsidiary	Sale of goods and rendering of services	39,842,600
CRD	Subsidiary	Sale of goods	12,498,626
TRUNG NGUYEN COW LIVESTOCK CO., LTD	Subsidiary of company with the same members of BOD	Sale of goods	83,520
<b>TOTAL</b>			<b><u>2,786,012,660</u></b>

NOTES TO THE INTERIM SEPARATE FINANCIAL STATEMENTS (continued)  
Quarter I 2026

## 27. TRANSACTIONS WITH RELATED PARTIES (continued)

Amounts due from and due to related parties as at 31 March 2026 were as follows:

VND'000

<i>Related parties</i>	<i>Relationship</i>	<i>Transactions</i>	<i>Amounts</i>
<b>Short-term advances to suppliers (Note 6)</b>			
Hoang Anh Attapeu	Subsidiary	Purchase of goods	809,361,164
HAQM Laos	Subsidiary	Purchase of goods	632,672,559
<b>TOTAL</b>			<b><u>1,442,033,723</u></b>
<b>Held-to-maturity investments (Short-term loan receivables) (Note 7)</b>			
Hoang Anh Attapeu	Subsidiary	Lending	4,851,032,056
Hoang Anh Rattanakiri	Subsidiary	Lending	805,908,354
HAQM Laos	Subsidiary	Lending	620,432,694
Hoang Anh Oyadav	Subsidiary	Lending	591,431,340
<b>TOTAL</b>			<b><u>6,868,804,444</u></b>
<b>Held-to-maturity investments (Long-term loan receivables) (Note 7)</b>			
Hoang Anh Attapeu	Subsidiary	Lending	1,310,239,028
Hoang Anh Oyadav	Subsidiary	Lending	262,454,605
Southern Laos	Subsidiary	Lending	19,119,781
<b>TOTAL</b>			<b><u>1,591,813,414</u></b>
<b>Other short-term receivables (Note 8)</b>			
Hoang Anh Attapeu	Subsidiary	Offsetting	2,081,425,105
		Interest income	1,232,735,712
		Payment on behalf	178,344,427
HAQM Laos	Subsidiary	Interest income	201,396,304
		Offsetting	22,565,052
		Payment on behalf	1,110,999
CRD	Subsidiary	Offsetting	90,347,528
Southern Laos	Subsidiary	Payment on behalf	84,010,031
		Interest income	363,014
THACO AGRI	Company with the same members of the Board of Directors ("BOD")	Offsetting	63,317,049
Hoang Anh Oyadav	Subsidiary	Interest income	24,524,547
		Payment on behalf	43,268
Hoang Anh Rattanakiri	Subsidiary	Interest income	12,076,861
		Payment on behalf	56,133
<b>TOTAL</b>			<b><u>3,992,316,028</u></b>



NOTES TO THE INTERIM SEPARATE FINANCIAL STATEMENTS (continued)  
Quarter I 2026**27. TRANSACTIONS WITH RELATED PARTIES (continued)**

Amounts due from and due to related parties as at 31 March 2026 were as follows:  
(continued):

<i>Related parties</i>	<i>Relationship</i>	<i>Transactions</i>	<i>VND'000 Amounts</i>
<b><i>Other long-term receivables (Note 8)</i></b>			
Hoang Anh Attapeu	Subsidiary	Interest income	1,768,632,549
		Others	31,461,477
HAQM Laos	Subsidiary	Interest income	72,306,516
Southern Laos	Subsidiary	Interest income	996,272
		Others	18,028,434
Hoang Anh Oyadav	Subsidiary	Interest income	8,495,339
<b>TOTAL</b>			<b><u>1,899,920,587</u></b>
<b><i>Short-term trade payables (Note 14)</i></b>			
THACO AGRI	Company with the same members of BOD	Purchase of goods	198,414,564
THACO AUTO Distribution Company Limited	Company with the same members of the Board of Directors ("BOD")	Purchase of goods	47,363,000
Hoang Anh Attapeu	Subsidiary	Purchase of goods	27,572,912
HAQM Lào	Subsidiary	Purchase of goods	10,700,722
Truong Hai Group Corporation	Company with the same members of BOD	Purchase of fixed assets	4,830,000
Thilogi Indochina Cross Border Trucking Co., Ltd	Subsidiary of company with the same members of BOD	Purchase of services	2,064,173
<b>TOTAL</b>			<b><u>290,945,371</u></b>
<b><i>Long-term trade payables (Note 14)</i></b>			
THACO AGRI	Company with the same members of BOD	Purchase of goods	430,876,918
<b><i>Short-term advance from a customer (Note 15)</i></b>			
THACO AGRI	Company with the same members of BOD	Advance to purchase goods	441,205,430
<b><i>Short-term accrual expenses (Note 17)</i></b>			
THACO AGRI	Company with the same members of BOD	Interest payables	2,031,098,008
<b>TOTAL</b>			<b><u>2,031,098,008</u></b>

NOTES TO THE INTERIM SEPARATE FINANCIAL STATEMENTS (continued)  
Quarter I 2026**27. TRANSACTIONS WITH RELATED PARTIES (continued)**

Amounts due from and due to related parties as at 31 March 2026 were as follows:  
(continued):

***Other short-term payables (Note 18)***

Hoang Anh Rattanakiri	Subsidiary	Offsetting	133,165,883
Heng Brothers	Subsidiary	Offsetting	10,624,326
THACO AGRI	Company with the same members of BOD	Other payables	10,563,731
Hoang Anh Attapeu		Receipt on behalf	7,648,200
<b>TOTAL</b>			<b><u>162,002,140</u></b>

***Other long-term payables (Note 18)***

Heng Brothers	Subsidiary	Offsetting	<u>32,549,993</u>
---------------	------------	------------	-------------------

**28. EVENTS AFTER THE INTERIM BALANCE SHEET DATE**

There is no other matter or circumstance that has arisen since the interim balance sheet date that requires adjustment or disclosure in the interim separate financial statements of the Company.



Phan Xuan Hong Linh  
Preparer



Do Vu Hai Ha  
Chief Accountant




Phan Ba Cuong  
Deputy General Director

April 29<sup>th</sup>, 2026