

**HO CHI MINH CITY BOOK DISTRIBUTION CORPORATION**

**60-62 Street, Sai Gon Ward, Ho Chi Minh City**

**Tel: 38.225.446 - 38.223.988 Fax: 38.225.795**

**Tax code: 0304132047**

## **Separate Financial statements**

**1th Quarter 2026**

**At 31/03/2026**

**01/01/2026 - 31/03/2026**

## FINANCIAL STATEMENT

At 31/03/2026

Unit: VND

Item	Code	Closing balance	Opening balance
<b>A. SHORT-TERM ASSETS</b>	<b>100</b>	<b>1.570.031.659.395</b>	<b>1.474.473.727.264</b>
<b>I. Cash and cash equivalents</b>	<b>110</b>	<b>38.652.293.818</b>	<b>102.947.746.260</b>
Cash	111	38.652.293.818	102.947.746.260
Cash equivalents	112	-	-
<b>II. Short-term investments</b>	<b>120</b>	<b>484.859.328.767</b>	<b>389.815.000.000</b>
Trading securities	121	-	-
Provisions for decline in value of trading securities (*)	122	-	-
Held to maturity investments	123	484.859.328.767	389.815.000.000
Provision for short-term investments held to maturity (*)	124		
Other short-term investments	125		
Provision for decline on other short-term investments (*)	126		
<b>III. Short-term receivables</b>	<b>130</b>	<b>146.087.983.299</b>	<b>153.918.178.313</b>
Short-term trade receivables	131	108.161.572.342	125.340.125.884
Short-term prepayments to suppliers	132	22.305.938.403	20.018.626.769
Short-term intra-company receivables	133	12.551.713.684	
Receivables under schedule of construction contract	134	-	-
Short-term loan receivables	135	-	-
Other short-term receivables	136	3.311.421.240	8.802.088.030
Short-term provisions for doubtful debts	137	(242.662.370)	(242.662.370)
Shortage of assets awaiting resolution	139	-	-
<b>IV. Inventories</b>	<b>140</b>	<b>894.914.186.893</b>	<b>820.649.362.073</b>
Inventories	141	894.914.186.893	820.649.362.073
Provisions for decline in value of inventories	149	-	-
<b>V. Short-term biological assets</b>	<b>150</b>		
Livestock raised for short-term, one-time production	151		
Seasonal crops or crops grown for short-term, one-time	152		
Provision for short-term decline of biological assets (*)	153		
<b>V. Other current assets</b>	<b>160</b>	<b>5.517.866.618</b>	<b>7.143.440.618</b>
Short-term prepaid expenses	161	5.517.866.618	7.143.440.618
Deductible VAT	162	-	-
Taxes and other receivables from government budget	163	-	-
Government bonds purchased for resale	164	-	-
Other current assets	165	-	-
<b>B. LONG-TERM ASSETS</b>	<b>200</b>	<b>73.592.629.423</b>	<b>74.127.015.802</b>
<b>I. Long-term receivables</b>	<b>210</b>	<b>35.572.700.502</b>	<b>35.736.238.852</b>
Long-term trade receivables	211	-	-
Long-term prepayments to suppliers	212	-	-
Working capital provided to sub-units	213	-	-
Long-term intra-company receivables	214	-	-
Other long-term receivables	215	35.572.700.502	35.736.238.852
Long-term provisions for doubtful debts	216	-	-
<b>II. Fixed assets</b>	<b>220</b>	<b>34.368.895.921</b>	<b>34.739.743.950</b>
Tangible fixed assets	221	24.836.440.921	25.201.663.950
- Historical costs	222	146.543.081.649	145.866.881.649
- Accumulated depreciation	223	(121.706.640.728)	(120.665.217.699)



Item	Code	Closing balance	Opening balance
Finance lease fixed assets	224	-	-
- Historical costs	225	-	-
- Accumulated depreciation	226	-	-
Intangible fixed assets	227	9.532.455.000	9.538.080.000
- Historical costs	228	12.982.239.360	12.982.239.360
- Accumulated depreciation	229	(3.449.784.360)	(3.444.159.360)
<b>III. Long-term biological assets</b>	<b>230</b>	-	-
Livestock raised for regular production	231		
Livestock raised for periodic production have not yet reached maturity.	232		
Livestock raised for regular production reach maturity	233		
- Historical costs	234		
- Accumulated depreciation	235		
Livestock raised for one-time, long-term production	236		
Seasonal crops or long-term single-product crops	237		
Provision for long-term decline of biological assets (*)	238		
<b>III. Investment properties</b>	<b>240</b>	-	-
- Historical costs	241	-	-
- Accumulated depreciation	242	-	-
<b>IV. Long-term assets in progress</b>	<b>250</b>	-	-
Long-term work in progress	251	-	-
Construction in progress	252	-	-
<b>V. Long-term investments</b>	<b>260</b>	<b>3.651.033.000</b>	<b>3.651.033.000</b>
Investments in subsidiaries	261	3.651.033.000	3.651.033.000
Investments in joint ventures and associates	262	-	-
Investments in equity of other entities	263	-	-
Provision for long-term investment decline in other entities (*)	264		
Held to maturity investments	265	-	-
Provision for decline on investments held to maturity in the long term (*)	266	-	-
<b>VI. Other long-term assets</b>	<b>270</b>	-	-
Long-term prepaid expenses	271	-	-
Deferred income tax assets	272	-	-
Long-term equipment and spare parts for replacement	273	-	-
Other long-term assets	274	-	-
<b>TOTAL ASSETS (280=100+200)</b>	<b>280</b>	<b>1.643.624.288.818</b>	<b>1.548.600.743.066</b>
<b>C. LIABILITIES</b>	<b>300</b>	<b>1.390.385.330.340</b>	<b>1.312.990.026.934</b>
<b>I. Short-term liabilities</b>	<b>310</b>	<b>1.389.403.054.296</b>	<b>1.312.007.750.890</b>
Short-term trade payables	311	1.263.991.981.402	1.151.732.479.825
Short-term prepayments from customers	312	20.707.642.098	20.319.607.568
Dividends and profits must be paid	313	497.399.735	521.445.280
Taxes and other payables to government budget	314	9.248.842.742	24.861.909.594
Payables to employees	315	49.354.111.413	68.987.414.634
Short-term liabilities	316		
Short-term intra-company payables	317	-	-
Payables under schedule of construction contract	318	-	-
Short-term deferred revenue	319	-	-
Other short-term payments	320	5.990.547.268	2.091.298.601
Short-term borrowings and finance lease liabilities	321	-	-
Short-term provisions	322	-	-



Item	Code	Closing balance	Opening balance
Bonus and welfare fund	323	39.612.529.638	43.493.595.388
Price stabilization fund	324	-	-
Government bonds purchased for resale	325	-	-
<b>II. Long-term liabilities</b>	<b>330</b>	<b>982.276.044</b>	<b>982.276.044</b>
Long-term trade payables	331	-	-
Long-term repayments from customers	332	-	-
Taxes and long-term payments to the government	333	-	-
Long-term costs	334	-	-
Intra-company payables for operating capital received	335	-	-
Long-term intra-company payables	336	-	-
Revenue awaiting long-term allocation	337	-	-
Other long-term payables	338	982.276.044	982.276.044
Long-term borrowings and finance lease liabilities	339	-	-
Convertible bonds	340	-	-
Preference shares	341	-	-
Deferred income tax payables	342	-	-
Long-term provisions	343	-	-
Science and technology development fund	344	-	-
<b>D. OWNER'S EQUITY</b>	<b>400</b>	<b>253.238.958.478</b>	<b>235.610.716.132</b>
<b>I. Owner's equity</b>	<b>410</b>	<b>253.238.958.478</b>	<b>235.610.716.132</b>
Contributed capital	411	127.514.620.000	127.514.620.000
- Ordinary shares with voting rights	411a	127.514.620.000	127.514.620.000
- Preference shares	411b	-	-
Capital surplus	412	-	-
Conversion options on convertible bonds	413	-	-
Other capital	414	-	-
Treasury shares	415	-	-
Differences upon asset revaluation	416	-	-
Exchange rate differences	417	-	-
Development and investment funds	418	56.040.325.150	56.040.325.150
Other funds belonging to equity capital	419	-	-
Undistributed profit after tax	420	69.684.013.328	52.055.770.982
- Undistributed profit after tax brought forward	420a	52.021.770.982	3.754.377.338
- Undistributed profit after tax for the current year	420b	17.662.242.346	48.301.393.644
<b>TOTAL SOURCES (440=300+400)</b>	<b>440</b>	<b>1.643.624.288.818</b>	<b>1.548.600.743.066</b>

Prepared, April 27, 2026

Prepared by



HUYNH THI NGOC LINH

Chief Accountant



LE THI THU HUYEN

Chairman



PHẠM MINH THUAN

132  
G T  
PH  
H  
CH  
FAH  
TP

14  
HÀ  
10/1  
HAI  
KAI  
AH  
TĐ





INCOME STATEMENT  
1th Quarter 2026

Unit: VND

Item	Code	1th Quarter		Accumulated from the beginning of the year to the end of the quarter	
		Current year	Previous year	Current year	Previous year
Revenues from sales and services rendered	01	841.298.615.443	753.415.629.555	841.298.615.443	753.415.629.555
Revenue deductions	02	1.629.174.989	2.151.904.938	1.629.174.989	2.151.904.938
Net revenues from sales and services rendered (10=01-02)	10	839.669.440.454	751.263.724.617	839.669.440.454	751.263.724.617
Costs of goods sold	11	586.354.140.104	524.408.629.506	586.354.140.104	524.408.629.506
Gross revenues from sales and services rendered (20=10-11)	20	253.315.300.350	226.855.095.111	253.315.300.350	226.855.095.111
Profit/loss from the sale and liquidation of investment properties	21				
Financial income	22	7.571.215.828	7.353.592.552	7.571.215.828	7.353.592.552
Financial expenses	23	-	146.449	-	146.449
- In which: Interest expenses	24	-	-	-	-
Selling expenses	25	215.444.634.722	194.757.426.919	215.444.634.722	194.757.426.919
General administration expenses	26	22.325.946.868	20.012.658.404	22.325.946.868	20.012.658.404
Net profits from operating activities {30=20+(21-22)-(25+26)}	30	23.115.934.588	19.438.455.891	23.115.934.588	19.438.455.891
Other income	31	15.824.564	71.299.863	15.824.564	71.299.863
Other expenses	32	1.053.956.219	12.687	1.053.956.219	12.687
Other profits (40=31-32)	40	(1.038.131.655)	71.287.176	(1.038.131.655)	71.287.176
Total net profit before tax (50=30+40)	50	22.077.802.933	19.509.743.067	22.077.802.933	19.509.743.067
Current corporate income tax expenses	51	4.415.560.587	3.901.948.613	4.415.560.587	3.901.948.613
Deferred corporate income tax expenses	52	-	-	-	-
Profits after enterprise income tax (60=50-51-52)	60	17.662.242.346	15.607.794.454	17.662.242.346	15.607.794.454
Basic earnings per share	70	-			
Diluted earnings per share	71	-			

Prepared by

Chief Accountant

HUYNH THI NGOC LINH

LE THI THU HUYEN





# **PART II - TAXES AND OTHER PAYABLES TO THE STATE**


At 31/03/2026

No.	Items	Code	Opening balance	Payables in year	Paid in year	Closing balance
	1	2	3	4	5	6=3+4-5
<b>I</b>	<b>Taxes</b>	<b>10</b>	<b>24.895.909.595</b>	<b>15.669.427.958</b>	<b>31.316.494.811</b>	<b>9.248.842.742</b>
1	Value added tax	11	2.721.353.690	7.383.521.582	5.227.815.117	4.877.060.155
2	Import Value added tax	12	-	1.182.494.115	1.182.494.115	-
3	Special excise tax	13	-	-	-	-
4	Export or import tax	14	-	253.062.998	253.062.998	-
5	Corporate income tax	15	14.669.601.323	4.415.560.587	14.713.379.323	4.371.782.587
6	Personal income tax	16	7.504.954.582	2.394.257.528	9.899.212.110	-
7	Natural resources using tax	17	-	-	-	-
8	Land & housing tax, land rental charges	18	-	3.036.096	3.036.096	-
9	Other taxes	19	-	37.495.052	37.495.052	-
<b>II</b>	<b>Other payables</b>		-	-	-	-
1	Surcharge	31				
2	Fees	32				
3	Others	33				
	<b>Total</b>	<b>40</b>	<b>24.895.909.595</b>	<b>15.669.427.958</b>	<b>31.316.494.811</b>	<b>9.248.842.742</b>

MINH







**PART III - VALUE ADDED TAX, VALUE ADDED TAX REFUND  
VALUE ADDED TAX IS REDUCED, VALUE ADDED TAX OF DOMESTIC GOODS**

**At 31/03/2026**


No.	Items	Code	Quality
			Current year
	1	2	3
<b>I Value added tax</b>			
1 Opening balance of V.A.T		10	
2 V.A.T is deducted in year		11	36.682.700.549
3 V.A.T was deducted , V.A.T was refunded (12=13+14+15+16)		12	36.682.700.549
<i>In which:</i>			
a. V.A.T was deducted		13	32.038.884.903
b. V.A.T was refunded		14	
c. VAT on returned goods and purchase discounts		15	2.665.179.675
d. Non-deductible VAT amount (allocated to non-taxable business activities)		16	1.978.635.971
4 Closing balance of V.A.T is deducted , V.A.T is refunded(17=10+11-12)		17	0
<b>II Value Added Tax refund</b>			
1 Opening balance of V.A.T Refund		20	
2 V.A.T is refunded in year		21	
3 V.A.T was refunded		22	
4 Closing balance of V.A.T Refund (23=20+21-22)		23	0
<b>III Value Added Tax is reduced</b>			
1 Opening balance of V.A.T is reduced		30	
2 V.A.T is reduced in year		31	
3 V.A.T was reduced		32	
4 Closing balance of V.A.T is reduced(33=30+31-32)		33	0
<b>III Value Added Tax on Domestic Sales</b>			
1 Opening balance of V.A.T of Domestic goods		40	2.721.353.690
2 V.A.T output in year		41	39.537.970.941
3 V.A.T INPUT is deducted		42	32.038.884.903
4 V.A.T of sales rebtes, sale returns		43	115.564.456
5 V.A.T of Domestic goods is deducted in the payable tax		44	
6 V.A.T of Domestic goods was paid		45	5.227.815.117
7 Closing balance of V.A.T of Domestic goods (46=40+41-42-43-44-45)		46	4.877.060.155

*Prepared, April 27, 2026*

**Prepared by**

**Chief Accountant**


**Chairman**



**HUYNH THI NGOC LINH**



**LE THI THU HUYEN**



**PHAM MINH THUAN**

1473  
NG  
PH  
HANH  
NH  
HIM  
HA  
P. HO



CASH FLOW STATEMENT

(Direct method)  
1th Quarter 2026

Unit: VND

Item	Code	Current period	Same period
<b>I. Cash flows from operating activities</b>			
Proceeds from sales and services rendered and other	01	753.283.725.733	678.077.204.403
Expenditures paid to suppliers	02	(623.158.518.948)	(619.955.631.287)
Expenditures paid to employees	03	(58.455.661.871)	(61.946.931.173)
Paid interests	04	-	-
Paid enterprise income tax	05	(14.713.379.323)	(14.508.787.389)
Other proceeds from operating activities	06	1.317.714.209	3.021.759.338
Other expenditures on operating activities	07	(35.057.490.208)	(34.404.818.726)
<b>Net cash flows from operating activities</b>	<b>20</b>	<b>23.216.389.592</b>	<b>(49.717.204.834)</b>
<b>II. Cash flows from investing activities</b>			
Expenditures on purchase and construction of fixed assets and long-term assets	21	(38.200.000)	(111.625.000)
Proceeds from disposal or transfer of fixed assets and other long-term assets	22	-	-
Expenditures on loans and purchase of debt instruments from other entities	23	(399.500.000.000)	(290.182.000.000)
Proceeds from lending or repurchase of debt instruments from other entities	24	304.455.671.233	278.170.000.000
Expenditures on equity investments in other entities	25	-	-
Proceeds from equity investment in other entities	26	-	-
Proceeds from interests, dividends and distributed profits	27	7.570.686.733	7.345.974.918
<b>Net cash flows from investing activities</b>	<b>30</b>	<b>(87.511.842.034)</b>	<b>(4.777.650.082)</b>
<b>III. Cash flows from financial activities</b>			
Proceeds from issuance of shares and receipt of contributed	31	-	-
Repayment of contributed capital and repurchase of stock issued	32	-	-
Proceeds from borrowings	33	-	-
Repayment of principal	34	-	-
Repayment of financial principal	35	-	-
Dividends and profits paid to owners	36	-	-
<b>Net cash flows from financial activities</b>	<b>40</b>	<b>-</b>	<b>-</b>
<b>Net cash flows during the fiscal year (50 = 20+30+40)</b>	<b>50</b>	<b>(64.295.452.442)</b>	<b>(54.494.854.916)</b>
<b>Cash and cash equivalents at the beginning of fiscal</b>	<b>60</b>	<b>102.947.746.260</b>	<b>90.696.414.866</b>
<b>Effect of exchange rate fluctuations</b>	<b>61</b>	<b>-</b>	<b>-</b>
<b>Cash and cash equivalents at the end of fiscal year (70=50+60+61)</b>	<b>70</b>	<b>38.652.293.818</b>	<b>36.201.559.950</b>

Prepared, April 27, 2026

Prepared by

HUYNH THI NGOC LINH

Chief Accountant

LE THI THU HUYEN



PHAM MINH THUAN





NOTES TO FINANCIAL STATEMENTS  
1 th Quarter 2026

I. THE COMPANY'S INFORMATION

- 1. Form of ownership: Joint stock company
- 2. Business fields: books, newspapers, cultural products, stationery
- 3. Business lines  
Trading in products under industry codes: 4761, 4773, 1811, 1812, 4641, 4721, 4669, 1079, 2023, 2817, 3290, 2013, 7420, 4610, 5610, 7310, 7410, 4933, 4741, 4759, 8230, 4690, 4651, 6810, 4632. (according to business registration certificate)
- 4. Ordinary course of business: 12 months
- 5. Characteristics of the business activities in the fiscal year that affect the financial statements
- 6. Enterprise structure

Name	Address	Ratio of benefit		Ratio of voting power	
		Closing balance	Opening balance	Closing balance	Opening balance
<i>Subsidiaries company</i>					
Binh Duong Cultural & Trading Joint Stock Company		100,00%	100,00%	100,00%	100,00%

II. ACCOUNTING PERIOD AND ACCOUNTING CURRENCY

- 1. Accounting period  
Annual accounting period of Company is from 01 January to 31 March.
- 2. Accounting currency  
The financial statements are prepared and presented in Vietnam Dong (VND).

III. ACCOUNTING STANDARDS AND ACCOUNTING SYSTEM

- 1. Accounting system  
The Company applies Enterprise Accounting System issued under Circular no.99/2025/TT-BTC dated October 27, 2025 by Ministry of Finance as well as the circulars of the Ministry of Finance giving guidance on the implementation of the accounting standards and system.
- 2. Declaration of adherence to Accounting Standards and Accounting system  
The Company applies Vietnamese Accounting Standards and supplement documents issued by the State. Financial statements are prepared in accordance with regulations of each standard and supplement documents as well as with current accounting system.

IV. ACCOUNTING POLICIES

- 1. Cash and cash equivalents
  - a. Cash  
Cash includes: cash on hand, cash in bank under current account and cash in transit.
  - b. Cash equivalents



Cash equivalents are short term investments for a period not exceeding 3 months that are readily convertible to known amounts of cash and which are subject to an insignificant risk of changes in value from the date of purchase to the date of financial statements.

#### **c. Other currencies convert**

Transactions in currencies other than Vietnam dong must be recorded in original currency and converted into Vietnam dong. Overdraft is recorded as a bank loan.

At the reporting date, the company is requested to revalue the balance of foreign currencies and monetary gold as follows:

- The balance of foreign currencies: using buying price quoted by commercial bank which is trading with the company at the reporting date;
- The monetary gold: re-evaluated according to the buying prices on the domestic market at the time in which the financial statement is prepared. The buying prices on the domestic market are prices announced by the State bank. In case the State bank does not announce gold buying-prices, the buying-prices announced by enterprise entitled to trade

## **2. Financial investment**

Financial investment is the outside investments with purpose to use capital reasonably and improve efficiency of business operations such as investments in subsidiaries, joint ventures, cooperation, investment in securities and other financial investments ...

For the preparation of financial statements, the financial investment must be classified as follows:

- Having maturity less than 12 months or 01 normal production period are recorded as short - term.
- Having maturity over than 12 months or 01 normal production period are recorded as long - term.

#### **a. Trading securities**

Trading securities are the investment in securities and other financial instruments for trading purposes (hold for increasing price to sell for profit.) Trading securities include:

- Stocks and listed bonds;
- The securities and other financial instruments such as commercial bill, forward contracts, swap contracts ...

Trading securities are recorded at original cost at the time when investors hold ownership.

The dividends paid in the period before investment date shall be recorded as a decrease in value of investment. When the investor receives additional shares without payment to issuer from capital surplus shares, capital expenditure funds or dividends in shares, the investors only monitor the quantity of additional shares.

In case shares are exchanged, its value must be determined according to fair value at the exchanging date.

The cost shall be determined in accordance with weighted average method when trading securities are liquidated or transferred.

**Provisions for decline in value of trading securities:** the value of loss may occur if there are reliable evidences showing the market value of the Company's trading securities are lower than book value. The provision shall be additionally created or reverted at the reporting date and shall be recorded in financial expense.

#### **b. Held to maturity investments**

These investments do not reflect bonds and debt instruments which are held for trading purpose. Held to maturity investments include term deposits (maturity over than 3 months), treasury bills, promissory notes, bonds, preference shares which the issuer is required to re-buy them in a certain time and held to maturity loans to earn profits periodically and other held to maturity investments.

**Provision for decline in value of held to maturity investment:** If the provision of held to maturity investment are not created under statutory regulations, the Company has to assess the recovery. In the case, there are reliable evidences showing a part or all of the investments may not be recoverable, the losses have recorded in financial expenses in the period. The provision shall be additionally created or reverted at the reporting time. In case, the loss can not be determined reliably, investments are not decreased and the recovery of the investments are recorded in the Notes to the Financial Statements.

#### **c. Investments in subsidiaries, joint ventures and associates**

Investments in subsidiaries and associates are stated at original cost. Distributions from accumulated net profits from subsidiaries and associates arising after the date of acquisition are recognized in the financial income. Other distributions (except net profits) are considered a recovery of investments and are deducted to the cost of the



The Company applies accounting regulations on jointly controlled operations and jointly controlled assets as on normal business activities. In which:

- Monitoring incomes, expenses of joint ventures separately and allocated to parties of joint ventures;
- Monitoring contributed assets, contributed capital, liabilities separately in the joint ventures arising from operating joint venture.

Expenses directly related to investment activities in joint ventures and associates have been recorded as financial expense in the period.

**Provision for investment losses in other units**: losses of subsidiaries, joint ventures, associates have led to loss of capital or provision of investors by declining value of investments. The provision is created or reverted at the reporting date for each investment and are recorded in financial expenses in the period.

#### **d. Investment in equity of other entities**

Investment in equity of other entities are the investments in equity instruments of other entities but the Company does not control or influence significantly to the invested entities.

### **3. Trade and other receivables**

All receivables must be recorded detail by aging, by each client and in original currency if any and others details depending on the management request of the company.

The classification of receivables must be managed as belows:

- Trade receivables: any receivable having from trading activities between the company and its clients: selling goods, providing service, disposal of assets, exported receivable of consigner through the consignee;
- Intra-company receivables: receivables between the company with its dependant branches;
- Other receivables: are non trade receivables and do not related to trading activities.

For the preparation of financial statements, the receivables must be classified as belows:

- Having maturity less than 12 months or 01 normal production period are recorded as short - term.
- Having maturity over than 12 months or 01 normal production period are recorded as long - term.

At the reporting date, the company revaluates the receivables which have balance in foreign currency (except for advance to suppliers; if we have evidence that the supplier will not supply the good or provide the service and the company will receive back this advance in foreign currency, this advance will be treated as monetary item having foreign currency) at the buying price quoted by commercial bank which is trading with the company at the reporting

**Provisions for bad debts**: The bad debts are make provision at the balance sheet date. The provision or reversal is made at the reporting date and is recorded as management expense of the fiscal year. For the long-term bad debts in many years, the company tried to collect but cannot and there is evidence that the client has insolvency, the company may sell these long-term bad debts to debt collection company or write off (according to regulations and charter of the company).

### **4. Inventories**

#### **a. Recognition basis**

Inventories are stated at original cost. Where the net realizable value is lower than cost, inventories should be measured at the net realizable value. The cost of inventories should comprise all costs of purchase, costs of conversion and other costs incurred in bringing the inventories to their present location and condition.

The assets are purchased for the production, use or sale are not presented in this item but are presented in item "Long-term equipment, supplies, spare parts", including:

- Costs of work in progress beyond a normal operating cycle (over 12 months);
- Supplies, equipments and spare parts for replacement which reserved period are more than 12 months or more than an ordinary cycle of business operation.

#### **b. Cost determination of inventories**

Cost of inventories are determined in accordance with method: weighted average.

#### **c. Record method of inventories**

Inventories are recorded in line with perpetual method.

#### **d. Provisions for decline in value of inventories**



In the end of accounting year, if inventories do recover enough at its historical value not because of damage, obsolescence, reduction of selling price. In this case, the provision for inventories is recognized. The provision for decline in inventories is the difference between the historical value of inventories and its net realizable value.

#### **5. Tangible and intangible fixed assets, investment properties**

Fixed assets are stated at the historical cost. During the using time, fixed assets are recorded at cost, accumulated depreciation and net book value.

Historical cost of finance lease fixed assets are recognized at the fair value of the leased property or the present value of the minimum lease payment (in case the fair value is higher than the present value of the minimum lease payment) plus the initial costs directly related to the initial operation of financial leasing.

During the operation, the depreciation is recorded to depreciation expense for using assets. Intangible fixed assets which are termed land use rights are depreciated.

Investment properties are depreciated normally, except for investment property for waiting increase of price. The Company just only determine value of loss cause of decreasing value.

#### **6. Business cooperation contract**

BCC means a cooperation contract between two or more venturers in order to carry out specific business activities, but it does not require establishment of a new legal entity. In any cases, when receiving money or assets from other entities in the BCC, they should be recorded to liabilities, not be recorded to owner's equity. BCC in the forms as

- BCC in the form of jointly controlled assets;
- BCC in the form of jointly controlled operations;
- BCC in the form of shares of post-tax profits.

#### **7. Deferred corporate income tax expenses**

Deferred income tax assets and deferred income tax liabilities are determined at the estimated rate to be applied in the year when the assets are recovered or the liabilities are settled based on the effective tax rates as of the balance sheet date.

#### **8. Prepaid expenses**

The calculation and allocation to expense to each accounting period based on the nature, level of each prepaid expense to determine the allocation method properly and consistently.

Prepaid expense is recorded separately: incurred, allocated amount to its cost center and carried amount.

Prepaid expense is classified as follows:

- Prepaid expense related to purchase or service less than 12 months or 01 normal production period, from incurred date, are recorded as short - term.
- Prepaid expense related to purchase or service over than 12 months or 01 normal production period, from incurred date, are recorded as long - term.

#### **9. Trade and other payables**

All payables must be recorded detail by aging, by each client and in original currency if any and others details depending on the management request of the company.

The classification of payables must be managed as follows:

- Trade payables: any payable having from trading activities from purchase, using service, import through consigner;
- Intra-company payables: payables between the company with its dependant branches;
- Other payables: are non trade payables and do not related to trading activities.

For the preparation of financial statements, the payables must be classified as follows:

- Having maturity less than 12 months or 01 normal production period are recorded as short - term.
- Having maturity over than 12 months or 01 normal production period are recorded as long - term.

At the reporting date, the Company revaluates the payables which have balance in foreign currency (except for advance from clients; if we have evidence that the supplier will not supply the good or provide the service and the company will receive back this advance in foreign currency, this advance will be treated as monetary item having foreign currency) at the buying price quoted by commercial bank which is trading with the Company at the reporting

#### **10. Loans and finance lease liabilities**



Loans in the form of issuance of bond or preference share with preferential terms required the issuer to repurchase at a certain time in the future shall not be reflected on this item.

Loans, debts should be monitored in detail for each entity, each contract and each type of loan assets. The financial lease liabilities are stated at present value of minimum lease payment or the fair value of the lease assets.

For the preparation of financial statements, the loans and finance lease liabilities must be classified as follows:

- Having maturity less than 12 months or 01 normal production period are recorded as short - term.
- Having maturity over than 12 months or 01 normal production period are recorded as long - term.

At the reporting date, the Company revaluates the loans and finance lease liabilities which have balance in foreign currency at the selling price quoted by commercial bank which is trading with the Company at the reporting date.

#### **11. Borrowings and capitalization of borrowing costs**

Borrowing costs are recognized into financial expenses, except in case where the borrowings cost directly attribute to the acquisition or work in progress is calculated to value of assets (capitalized), when all the conditions are in accordance with VAS no. 16 "Borrowing costs".

#### **12. Accrued expenses**

Payables for purchase, using service from suppliers or providing already by supplier but not yet paid due to lack of supporting documents and payables to employee are allowed to record to expense to match the matching concept between revenue and expense. The accrual must be calculated carefully and must have proper evidence. When these expenses arise, if there is any difference with the amount charged, accountants additionally record or make decrease to cost equivalent to the difference.

#### **13. Provision for payables**

Provision for payables is recognized when the following conditions are satisfied:

- The Company has current liabilities (legal obligation or joint obligation) as a result of occurred event;
- Decreasing in economic benefits that may occur resulting in the requirement to pay debt obligations;
- Giving a confident estimation on value of debt obligation.

Provision for payables is the most reasonably estimated value which will be paid for current debt obligation at the reporting date.

A provision for restructuring costs is only recognized when all the conditions are in accordance with VAS "Provisions, assets and potential liabilities".

The provision for payables shall be set up or reverse at the reporting date in accordance with the law. When setting up provision for payables, the cost are recorded in general administration expenses. Payable provisions for products /goods warranty shall be recorded in selling expenses; payable provisions for construction warranty shall be recorded in manufacturing overhead expenses and the reversal shall be recorded in other income.

Only costs related to the initial payables provision shall be offsetted by that provision.

#### **14. Unearned revenues**

Unrealized revenues include: rental prepayment of customer, interest prepayment of borrower or debt instrument, the difference price on installment payment; corresponding to turnover of goods, services or discounts to customers in traditional client program.

The balance of the unearned revenue in foreign currency at the end of the fiscal year: if there is not reliable evidence lead to refund this amount, foreign exchange rate difference are not evaluated at the reporting date.


#### **15. Convertible bonds**

Convertible bonds are bonds that may be converted into common shares of the same issuer under the conditions identified in the issuance plan.

Convertible bonds to keep on the track of each type, maturity, interest rate and par value.

When issuing convertible bonds, principal debt of convertible bonds is recorded as a liabilities; capital component (Conversion options) of convertible bonds is recorded as an owner's equity.

At the initial recognition, the cost of issuing convertible bonds is reduced to the original value of the bond. Periodically, this cost are amortized in line with bond life under the straight line method or the actual interest rate method by increasing the principal and recognized in financial expenses or capitalized consistent with the recognition of accrued interest of the bond; bond interest is recognized in financial expenses.







Upon maturity of convertible bonds, the value of conversion options on convertible bonds are reflected in equity is transferred to capital surplus which does not depend on whether the bond holders have done the conversion option into shares or not. An decrease in the principal of convertible bonds in proportion to the amount refund in case the bond holders have not done the conversion option into shares. In the opposite, an increase in owner's capital in proportion to par value of stocks are issued additionally in case the bond holders have done the conversion option into shares. The higher difference between the value of the principal of the convertible bonds and the value of additional stocks is recorded as capital surplus.

## **16. Capital**

### **a. Contributed capital, capital surplus , conversion options on convertible bonds, other capital**

Capital contribution is stated at actually contributed capital of owners and recorded by each individual, organization. When capital of the investment license is determined in foreign currency, the determination of the investors shall be based on the actual amount of foreign currencies which they contribute.

Contributed capital in assets must be recorded in revaluation of assets which share holders approved. Intangible assets such as brand, trademark, trade name, right of exploitation, development projects ... shall only be recorded as capital if relevant law allows.

For joint-stock company, contributed capital of the shareholders is recorded according to actual price of stock issuance, but it is reflected in two separate items:

- Contributions from owners are recorded at par value of the shares;
- Capital surplus is recognized by the greater than or less than difference between the actual price of issue of shares and par value.

In addition, the capital surplus was also recorded at the difference higher or lower between the actual price of stock issuance and the par value of shares as treasury shares.

The conversion options on convertible bonds arising from convertible shares issuance which prescribed in issuance plan. The value of capital component of convertible bonds is the difference between the total proceeds from the issuance of convertible bonds and the value of the debt component of the convertible bonds. At the time of initial recognition, the value of conversion options on convertible bonds are recorded separately in owner's capital. At the bond maturity, accountants shall record this option as capital surplus.

Other capital: to reflect operation capital which set up additionally from the result of the operating results or given as gifts, presents, asset revaluation (under the current regulations).

### **b. Differences upon asset revaluation**

Differences upon asset revaluation reflect differences due to revaluation of existing assets and situation of settlement of such differences. Assets are revalued mainly fixed assets, property investment. In some cases it is possible and necessary to revalue materials, equipments, tools, finished goods, goods, unfinished goods ...

Differences upon asset revaluation in the following cases:

- Decision of the State;
- Equitization of State enterprises;
- Other cases under law regulations.

Asset value shall be re-determined on the basis price list of State, asset valuation council professional valuation agency.

### **c. Foreign exchange rate difference**

Exchange rate difference is the difference occurring from exchange or revaluing foreign currency monetary items in different exchange rate.

Exchange rate difference is recorded to financial income (if gain) or financial expense (if loss) at the incurred time. Particularly 100% State's capital company which has project implementation, major national projects, exchange rate differences from the previous period of the business activities are reflected on the Balance sheet and gradually allocate into financial income or financial expense.

### **d. Undistributed post-tax profits**

413  
JNG  
S'PH  
HÀNH  
HÀNH  
S'CH  
FAH  
TP.



The decrease adjustment of revenue shall be as follows:

- The decrease adjustment of revenue in the incurring period if revenue deductions incurred in the same period of consumption of products, goods and services;
- The decrease adjustment of revenue as follows if revenue deductions incurred in the next period of consumption of products, goods and services:
  - + Record a decrease in revenue on the current financial statements if the revenue deductions incur before reporting date;
  - + Record a decrease in revenue on the next financial statements if the revenue deductions incur after reporting date;

Trade discount is the discount for customers whom bought large quantity of goods.

Sales rebate is the deduction to the buyer because products, goods are bad, degraded or improper as prescribed in contract.

Sales return are reflected the value of the products, goods which customer returns due to causes such as violations of economic contracts, bad, degraded, wrong category or improper goods.

#### **19. Costs of goods sold**

Cost of good sold includes cost of finished goods, trade goods, services, property, construction unit sold in the production period and expense related to real estate activities...

Damaged or lost value is allowed to record to cost of goods sold after deduction of compensation (if any).

For the used material over the normal production capacity, labor and general production cost is not allowed to record to production cost but allowed to record to cost of good sold after deduction of compensation (if any), even these finished goods are not sold.

#### **20. Financial expenses**

Items recorded into financial expenses consist of: expense or loss related to financial investment; lending and borrowing expense; expense related to investment to joint venture, associates; loss from share transfer; provision of share decrease or investment; loss on trading foreign currency, ...

#### **21. Selling and general administration expenses**

Selling expense is recorded in the period of selling finished goods, trade goods and providing service.

Administrative expense reflects the general expense of the company, including: labor cost; social and health insurance, unemployment fund, union cost of management employee; office material expense, tools, depreciation of assets using for management; land rental, business licence tax; bad debt provision; outsourcing expense and other cash expenses...

#### **22. Current and deferred income tax expense**

Current income tax expense is calculated basing on taxable profit and income tax rate applied in the current year.

Deferred income tax expense is the corporate income tax will be paid in future resulted from:

- Record of deferred tax payable during the year;
- Revert of deferred tax assets was recorded in previous years.

047  
SAC  
HỒ  
MINH  
SA  
10 CY



**HO CHI MINH CITY BOOK DISTRIBUTION  
CORPORATION**

60-62 Le Loi street, Sai Gon Ward,  
Ho Chi Minh City

**Separate Financial statements,  
For 1th Quarter 2026**  
ended as at 31/03/2026

**NOTES TO FINANCIAL STATEMENTS**

**For 1th Quarter 2026**

**V . NOTES TO FINANCIAL STATEMENT**

*Unit: VND*

**1. CASH AND CASH EQUIVALENTS**

<b>Cash and cash equivalents</b>	<b>31/03/2026</b>	<b>01/01/2026</b>
- Cash on hand	1.523.432.629	3.441.024.263
- Cash in banks	37.128.861.189	99.506.721.997
- Cash in transit		
<b>Total</b>	<b>38.652.293.818</b>	<b>102.947.746.260</b>

**2. TRADE RECEIVABLES**

<b>2.1. Short-term trade receivables</b>	<b>31/03/2026</b>	<b>01/01/2026</b>
Details of each object account for 10% of the total		
Others	108.161.572.342	125.340.125.884
<b>Total</b>	<b>108.161.572.342</b>	<b>125.340.125.884</b>

<b>2.2. Long-term trade receivables</b>	<b>31/03/2026</b>	<b>01/01/2026</b>
Details of each object account for 10% of the total		
Others		
<b>Total</b>		

**2.3. Trade receivables from relevant entities**

**3. FINANCIAL INVESTMENTS**

**3.1. Trading securities**

### 3.2. Held to maturity investments

<i>a. Short-term held to maturity investments</i>	31/03/2026		01/01/2026	
	Historical cost	Book value	Historical cost	Book value
- Term deposits	484.859.328.767		389.815.000.000	
- Bonds				
- Other investments				
<b>Total</b>	<b>484.859.328.767</b> ✓		<b>389.815.000.000</b> ✓	

<i>b. Long-term held to maturity investments</i>	31/03/2026		01/01/2026	
	Historical cost	Book value	Historical cost	Book value
- Term deposits				
- Bonds				
- Other investments				
<b>Total</b>				

### 3.3. Investments in equity of other entities

	31/03/2026		01/01/2026	
	Historical cost	Book value	Historical cost	Book value
a. Investments in subsidiaries	3.651.033.000		3.651.033.000	
b. Investments in joint ventures and associates				
c. Investments in equity of other entities				

## 4. OTHER RECEIVABLES

<b>a. Other short-term receivables</b>	31/03/2026		01/01/2026	
	Value	Provision	Value	Provision
- Receivables from equitization				
- Receivables from dividends and profits received				
- Receivables from employees				
- Deposits				
- Lendings				
- Expenditures on behalf of 3rd party				
- Other receiveales	3.311.421.240		8.802.088.030	
<b>Total</b>	<b>3.311.421.240</b> ✓		<b>8.802.088.030</b> ✓	



b. Other long-term receivables	31/03/2026		01/01/2026	
	Value	Provision	Value	Provision
- Receivables from equitization				
- Receivables from dividends and profits received				
- Receivables from employees				
- Deposits				
- Lendings				
- Expenditures on behalf of 3rd party				
- Other receiveables				
<b>Total</b>				

## 5. SHORTAGE OF ASSETS AWAITING RESOLUTION

	31/03/2026		01/01/2026	
	Quantity	Value	Quantity	Value
5.1. Cash			-	
5.2. Inventories				
5.3. Fixed assets				
5.4. Other assets				
<b>Total</b>			-	

## 6. BAD DEBTS

	31/03/2026		01/01/2026	
	Historical cost	Recoverable value	Historical cost	Recoverable value
- Total value of receivables, overdue debts or no overdue doubtful debts				
- Information about fines, deferred interest receivables, etc arising from overdue debts which are not recorded to revenues				
- Recoverability of overdue debts				
<b>Total</b>				

U38  
CỔ  
CỔ  
HÀT  
TH  
HỒ  
F  
N 7-

## 7. INVENTORIES

	31/03/2026		01/01/2026	
	Historical cost	Provision	Historical cost	Provision
- Goods in transit				
- Raw materials	4.404.249.195		3.232.223.720	
- Tools and supplies				
- Work in progress	5.085.374.073		3.794.730.605	
- Finished goods				
- Goods	885.424.563.625		813.622.407.747	
- Consignments				
- Goods in bonded warehouse				
<b>Total</b>	<b>894.914.186.893</b>		<b>820.649.362.072</b>	

## 8. LONG-TERM ASSETS IN PROGRESS

### 8.1. Long-term work in progress

### 8.2. Long-term construction in progress

## 9. INCREASE OR DECREASE IN TANGIBLE FIXED ASSETS

Item	Buildings, structures	Machinery, equipment	Transportation equipments, transmitters	Office equipment and furniture	Other tangible fixed assets	Total
<b>Historical cost</b>						
Opening balance	38.374.367.278	50.668.071.428	29.970.982.771	26.757.265.972	96.194.200	145.866.881.649
Increase	-	638.000.000		38.200.000	-	676.200.000
Decrease						
Closing balance	38.374.367.278	51.306.071.428	29.970.982.771	26.795.465.972	96.194.200	146.543.081.649
<b>Accumulated depreciation</b>						
Opening balance	27.209.771.882	46.067.524.390	25.035.226.078	22.256.501.149	96.194.200	120.665.217.699
Increase	178.158.435	268.183.921	216.026.013	379.054.660	-	1.041.423.029
Decrease	-				-	
Closing balance	27.387.930.317	46.335.708.311	25.251.252.091	22.635.555.809	96.194.200	121.706.640.728
<b>Net book value</b>						
Opening balance	11.164.595.396	4.600.547.038	4.935.756.693	4.500.764.823	-	25.201.663.950
Closing balance	10.986.436.961	4.970.363.117	4.719.730.680	4.159.910.163	-	24.836.440.921

## 10. INCREASE OR DECREASE IN INTANGIBLE FIXED ASSETS



Item	Land use rights	Otherintangible fixed assets	Total
Historical cost			
Opening balance	9.523.080.000	3.459.159.360	12.982.239.360
Increase	-	-	-
Decrease	-	-	-
Closing balance	9.523.080.000	3.459.159.360	12.982.239.360
Accumulated depreciation			
Opening balance	-	3.444.159.360	3.444.159.360
Increase	-	5.625.000	5.625.000
Decrease	-	-	-
Closing balance	-	3.449.784.360	3.449.784.360
Net book value			
Opening balance	9.523.080.000	15.000.000	9.538.080.000
Closing balance	9.523.080.000	9.375.000	9.532.455.000 ✓

# 11. INCREASE OR DECREASE IN FINANCIAL LEASE FIXED ASSETS

# 12. INCREASE OR DECREASE IN INVESTMENT PROPERTIES

# 13. PREPAID EXPENSES

13.1. Short-term prepaid expenses	31/03/2026	01/01/2026
Others	5.517.866.618	7.143.440.618
<b>Total</b>	<b>5.517.866.618 ✓</b>	<b>7.143.440.618 ✓</b>

13.2. Long-term prepaid expenses	31/03/2026	01/01/2026
Others		
<b>Total</b>		

# 14. OTHER CURRENT ASSETS

# 15. BORROWINGS AND FINANCE LEASE LIABILITIES

# 16. TRADE PAYABLES

16.1. Short-term trade payables	31/03/2026		01/01/2026	
	Value	Recoverable value	Value	Recoverable value
Details of each object account for 10% of the total				
Others	1.263.991.981.402		1.151.732.479.825	
<b>Total</b>	<b>1.263.991.981.402 ✓</b>	<b>-</b>	<b>1.151.732.479.825 ✓</b>	<b>-</b>

132  
GT  
PHÁ  
ANH  
TH P  
HÍ M  
AHA  
P. H

16.2. Long-term trade payables	31/03/2026		01/01/2026	
	Value	Recoverable value	Value	Recoverable value
Details of each object account for 10% of the total				
Others				
<b>Total</b>				-

16.3. Overdue debts	31/03/2026		01/01/2026	
	Value	Recoverable value	Value	Recoverable value
Details of each object account for 10% of the total				
Others				
<b>Total</b>				-

#### 16.4. Trade payables to relevant entities

### 17. TAXES AND OTHER PAYABLES TO THE STATE

17.1. Taxes and other payables to government budget	Beginning of period	Amount payable during the period	Amount paid during the period	End of period
Value added tax	2.721.353.690	7.383.521.582	5.227.815.117	4.877.060.155
Import VAT	-	1.182.494.115	1.182.494.115	-
Import tax	-	253.062.998	253.062.998	-
Corporate income tax	14.669.601.323	4.415.560.587	14.713.379.323	4.371.782.587
Personal income tax	7.504.954.582	2.394.257.528	9.899.212.110	
Land rent, land tax	-	3.036.096	3.036.096	-
Other taxes	-	37.495.052	37.495.052	-
Other Fees				
<b>Total</b>	<b>24.895.909.595</b>	<b>15.669.427.958</b>	<b>31.316.494.811</b>	<b>9.248.842.742</b>



17.2. Taxes and other receivables from government budget	Beginning of period	Amount payable during the period	Amount paid during the period	End of period
Value added tax	-	-	-	-
Import VAT	-	-	-	-
Import tax	-	-	-	-
Corporate income tax	-	-	-	-
Personal income tax	-	-	-	-
Land rent, land tax	-	-	-	-
Other taxes	-	-	-	-
<b>Total</b>	-	-	-	-

## 18. ACCRUED EXPENSES

## 19. OTHER PAYABLES

19.1. Short-term other payables	31/03/2026	01/01/2026
- Surplus of assets awaiting resolution	-	-
- Medical insurance	576.262.809	-
- Social insurance	3.325.329.077	-
- Unemployment insurance	260.810.250	-
- Trade union fund	1.461.450.403	1.753.698.601
- Short-term deposits	20.707.642.098	20.319.607.568
- Receive training deposit	265.200.000	335.800.000
- Others	101.494.729	523.245.280
<b>Total</b>	<b>26.698.189.366</b>	<b>22.932.351.449</b>

## 20. UNEARNED REVENUES

20.1. Short-term unearned revenues	31/03/2026	01/01/2026
- Unearned revenues	-	-
- Revenues from traditional client programs	-	-
- Others	-	-
<b>Total</b>	<b>-</b>	<b>-</b>

<b>20.2. Long -term unearned revenues</b>	<b>31/03/2026</b>	<b>01/01/2026</b>
- Unearned revenues	-	-
- Revenues from traditional client programs	-	-
- Others	-	-
<b>Total</b>	-	-

### 20.3. Non-performance of contract with clients

### 21. CONVERTIBLE BONDS

### 22. PREFERENCE SHARES CLASSIFIED AS LIABILITIES

### 23. PROVISIONS

<b>23.1. Short-term provisions</b>	<b>31/03/2026</b>	<b>01/01/2026</b>
- Provisions for product warranty	-	-
- Provision for construction warranty	-	-
- Provision for enterprise restructuring	-	-
- Others	-	-
<b>Total</b>	-	-

<b>23.2. Long-term provisions</b>	<b>31/03/2026</b>	<b>01/01/2026</b>
- Provisions for product warranty	-	-
- Provision for construction warranty	-	-
- Provision for enterprise restructuring	-	-
- Others	-	-
<b>Total</b>	-	-

### 24. DEFERRED INCOME TAX ASSETS AND DEFERRED INCOME TAX PAYABLES

### 25. OWNER'S EQUIT

#### 25.1. Change in owner's equity

	<b>Contributed capital</b>	<b>Undistributed profit after tax and other funds</b>	<b>Other equity funds</b>	<b>Total</b>
<b>Previous opening balance</b>	127.514.620.000	52.802.499.693	-	180.317.119.693
- Profits in previous year	-	58.468.563.244	-	58.468.563.244
- Increase in capital in previous year	-	-	-	-
- Other increases	-	-	-	-
- Decrease in capital in previous year	-	-	-	-
- Funds distribution	-	-	-	-
+ Bonus and welfare fund	-	-	-	-
+ Development and investment funds	-	-	-	-
+ Enterprise reorganization assistance fund	-	-	-	-
+ Other equity funds	-	-	-	-



- Dividends or profits distribution	-	-	-	-
- Other decreases	-	(59.215.291.956)	-	(59.215.291.956)
<b>Previous closing balance (Current opening balance)</b>	<b>127.514.620.000</b>	<b>52.055.770.981</b>	<b>-</b>	<b>179.570.390.981</b>
- Profits in present year	-	17.662.242.346	-	17.662.242.346
- Increase in capital in present year	-	-	-	-
- Other increases	-	-	-	-
- Decrease in capital in present year	-	-	-	-
- Funds distribution				
+ Bonus and welfare fund	-	-	-	-
+ Development and investment funds	-	-	-	-
+ Enterprise reorganization assistance fund	-	-	-	-
+ Other equity funds	-	-	-	-
- Dividends or profits distribution	-	-	-	-
- Other decreases	-	-	-	-
<b>Current closing balance</b>	<b>127.514.620.000</b>	<b>69.684.013.328</b>	<b>-</b>	<b>197.198.633.328</b>

## 25.2. Details of contributed capital

- Contributed state capital	30,5%
- Contributed capital of other entities	69,5%

## 25.3. Capital transactions with owners and distribution of dividends or profits

- Owner's invested equity	31/03/2026	01/01/2026
+ Opening capital	127.514.620.000	127.514.620.000
+ Increase in capital during the fiscal year	-	-
+ Decrease in capital during the fiscal year	-	-
<b>+ Closing capital</b>	<b>127.514.620.000</b>	<b>127.514.620.000</b>

- Dividends or distributed profits

## 25.4. Shares

Shares	31/03/2026	01/01/2026
- Number of shares registered issuance		
- Number of shares sold to public market		
+ Common shares	-	-
+ Preference shares	-	-

<b>- Number of shares repurchased (treasury shares)</b>		
+ Common shares	-	-
+ Preference shares	-	-
<b>- Number of shares outstanding</b>	<b>12.751.462</b>	<b>12.751.462</b>
+ Common shares	12.751.462	12.751.462
+ Preference shares	-	-

## 25.5. Funds

<b>Funds</b>	<b>31/03/2026</b>	<b>01/01/2026</b>
- Development and investment funds	56.040.325.150	56.040.325.150
- Fund for support of arrangement of enterprises		
- Bonus and welfare fund	39.612.529.638	43.493.595.388
<b>Total</b>	<b>95.652.854.788</b>	<b>99.533.920.538</b>

## 26. DIFFERENCES UPON ASSET REVALUATION

### 27. EXCHANGE RATE DIFFERENCES

<b>Item</b>	<b>31/03/2026</b>	<b>01/01/2026</b>
- Exchange rate differences due to change from financial statements prepared in foreign currency to VND		
- Exchange differences due to other reasons	-	-

## 28. FUNDING SOURCES

### 29. OFF-BALANCE SHEET ACCOUNTS

- 29.1. Operating leased assets
- 29.2. Assets held under a trust
- 29.3. Foreign currency
- 29.4. Precious metal, jewels
- 29.5. Doubtful debts written-offs
- 29.6. Other information

## VI. NOTES TO INCOME STATEMENT



<b>1. REVENUES FROM SALES AND SERVICES RENDERED</b>	<b>Quarter 1 – 2026</b>	<b>Quarter 1 - 2025</b>
- Revenues from goods sold	841.298.615.443	753.415.629.555
- Revenues from services rendered		
<b>Total</b>	<b>841.298.615.443</b>	<b>753.415.629.555</b>

<b>2. REVENUE DEDUCTIONS</b>	<b>Quarter 1 – 2026</b>	<b>Quarter 1 - 2025</b>
- Commercial discounts		1.156.000
- Sales rebates	137.735.862	78.373.797
- Sales returns	1.491.439.127	2.072.375.141
<b>Total</b>	<b>1.629.174.989</b>	<b>2.151.904.938</b>

### **3. COST OF GOODS SOLD**

	<b>Quarter 1 – 2026</b>	<b>Quarter 1 - 2025</b>
- Costs of goods sold	586.354.140.104	524.408.629.506
- Cost price of services rendered		
- Costs of investment properties		
- Net book value, expenses incurred from transfer or disposal of investment properties		
- Value of inventories lost during the fiscal year		
- Other expenses exceeding ordinary standards which are included in cost of goods sold		
- Refund of provisions for decline in inventories		
<b>Total</b>	<b>586.354.140.104</b>	<b>524.408.629.506</b>

<b>4. FINANCIAL INCOME</b>	<b>Quarter 1 – 2026</b>	<b>Quarter 1 - 2025</b>
- Interest income	7.571.215.828	7.353.592.552
- Gains on disposals of financial investments		
- Dividends or distributed profits		
- Realized gain from foreign exchange difference		
- Interests of sale under deferred payment or payment discounts		
- Others		
<b>Total</b>	<b>7.571.215.828</b>	<b>7.353.592.552</b>

<b>5. FINANCIAL EXPENSES</b>	<b>Quarter 1 – 2026</b>	<b>Quarter 1 - 2025</b>
- Interest expenses		
- Payment discounts or interests of sale under deferred payment	-	-
- Losses due to disposal of financial investments	-	-
- Realized loss from foreign exchange difference	-	-
- Unrealized loss from foreign exchange difference	-	-
- Provisions for decline in value of trading securities and investment impairment	-	-
- Others	-	146.449
<b>Total</b>		<b>146.449</b>

<b>6. OTHER INCOME</b>	<b>Quarter 1 – 2026</b>	<b>Quarter 1 - 2025</b>
- Proceeds from disposals of fixed assets		
- Gains from revaluation of assets		
- Penalties		
- Deductible taxes		
- Others	15.824.564	71.299.863
<b>Total</b>	<b>15.824.564</b>	<b>71.299.863</b>

<b>7. OTHER EXPENSES</b>	<b>Quarter 1 – 2026</b>	<b>Quarter 1 - 2025</b>
- Losses due to revaluation of assets		
- Penalties		
- Others	1.053.956.219	12.687
<b>Total</b>	<b>1.053.956.219</b>	<b>12.687</b>

## **8. SELLING EXPENSES AND GENERAL ADMINISTRATION EXPENSES**

<b>8.1. Selling expenses</b>	<b>Quarter 1 – 2026</b>	<b>Quarter 1 - 2025</b>
- Others	215.444.634.722	194.757.426.919
<b>Total</b>	<b>215.444.634.722</b>	<b>194.757.426.919</b>



8.2 General administration expenses	Quarter 1 – 2026	Quarter 1 - 2025
- Others	22.325.946.868	20.012.658.404
<b>Total</b>	<b>22.325.946.868</b>	<b>20.012.658.404</b>

9. PRODUCTION AND BUSINESS COSTS BY ELEMENT	Quarter 1 – 2026	Quarter 1 - 2025
- Packing material costs	3.236.726.496.416	3.096.579.441.728
- Labour costs and staff costs	611.184.669.966	546.666.987.672
- Depreciation	4.635.458.479	12.028.405.352
- External services	385.395.963.788	357.718.150.360
- Others	85.808.869.149	98.672.106.915
<b>Total</b>	<b>4.323.751.457.798</b>	<b>4.111.665.092.027</b>

10. CURRENT INCOME TAX EXPENSES	Quarter 1 – 2026	Quarter 1 - 2025
- Tax expenses in respect of the current year taxable profit	4.415.560.587	3.901.948.613
- Adjustment of tax expenses in the previous years to the current year	-	-
<b>Total</b>	<b>4.415.560.587</b>	<b>3.901.948.613</b>

#### 11. DEFERRED CORPORATE INCOME TAX EXPENSES


#### VII. NOTES TO CASH FLOW STATEMENT

1. Non-monetary transactions affecting cash flows statement in the future
2. Cash and cash equivalents held by the Company without use
3. Proceeds from borrowings during the fiscal year
4. Payments on principla during the fiscal year

#### VIII. OTHER INFORMATION

Prepared, April 27, 2026

PREPARE BY



HUYNH THI NGOC LINH

CHIEF ACCOUNTANT



LE THI THU HUYEN

CHAIRMAN  
CÔNG TY  
CƠ PHÂN  
PHÁT HÀNH SÁCH  
THÀNH PHỐ  
HỒ CHÍ MINH  
FAHASA  
QUẬN 1 - THÀNH PHỐ HỒ CHÍ MINH  
PHAM MINH THUAN



