

PHARMEDIC
PHAMACEUTICAL MEDICINAL JOIN STOCK
367 Nguyen Trai street, Cau Ong Lanh Ward, HCM city
Tax code: 0300483037

FINANCIAL REPORT

1TH QUARTER 2026

PHARMEDIC PHARMACEUTICAL MEDICINAL JOINT STOCK COMPANY

Address: 367 Nguyen Trai street, Cau Ong Lanh ward, Ho Chi Minh city.

FINANCIAL STATEMENTS

For the three-month period ended 31th March 2026

STATEMENT OF FINANCIAL POSITION
As at 31th March 2026

Currency: VND


	Code	Notes	Ending balance of period	Beginning balance
1	2	3	4	5
ASSETS				
A. CURRENT ASSETS AND SHORT-TERM INVESTMENTS	100		265.214.878.396	219.575.579.955
I. Cash and cash equivalents	110		44.067.839.769	40.564.104.864
1. Cash	111		24.067.839.769	40.564.104.864
2. Cash equivalents	112		20.000.000.000	-
II. Short-term financial investments	120		500.000.000	500.000.000
3. Held-to-maturity investments	123		500.000.000	500.000.000
III. Accounts receivable	130		91.304.628.741	66.222.733.916
1. Short-term trade receivables	131		48.135.257.621	34.720.871.572
2. Short-term advance payments to suppliers	132		41.589.871.150	31.775.158.531
3. Phải thu nội bộ ngắn hạn	133			
4. Phải thu theo tiến độ kế hoạch hợp đồng xây dựng	134			
5. Other short-term receivables	135		2.634.094.271	781.298.114
6. Provisions for doubtful debts (*)	136		(1.054.594.301)	(1.054.594.301)
7. Deficit assets for treatment	137			
IV. Inventories	140		124.130.510.522	103.930.108.712
1. Inventories	141		124.130.510.522	103.930.108.712
2. Provision for obsolete inventory (*)	142			
V. Short-term biological assets				
VI. Other current assets	160		5.211.899.364	8.358.632.463
1. Short-term livestock for one-time product harvest	161		2.340.626.371	3.563.540.430
2. VAT deductible	162		2.871.272.993	4.795.092.033
3. Tax receivables	163			-
4. Other current assets	165		-	-
B - FIXED ASSETS AND LONG-TERM INVESTMENTS	200		130.046.856.666	125.848.483.770
I. Long-term receivables	210		-	-
II. Fixed assets	220		100.408.569.691	93.214.840.011
1. Tangible fixed assets	221		98.433.503.849	91.217.110.307
- Historical cost	222		300.885.623.064	289.180.699.098
- Accumulated depreciation (*)	223		(202.452.119.215)	(197.963.588.791)
2. Finance lease fixed assets	224		-	-
- Historical cost	225			
- Accumulated depreciation (*)	226			
3. Intangible fixed assets	227		1.975.065.842	1.997.729.704
- Historical cost	228		8.057.764.909	8.057.764.909
- Accumulated amortization (*)	229		(6.082.699.067)	(6.060.035.205)
III. Long-term biological assets	230			
IV. Investment Properties	240		-	-
- Historical cost	231			
- Accumulated depreciation (*)	232			
V. Non-current unfinished assets	250		2.418.130.548	2.418.130.548
1. Long-term work-in-process	241			

	Code	Notes	Ending balance of period	Beginning balance
1	2	3	4	5
2. Construction-in-progress	242		2.418.130.548	2.418.130.548
V. Long-term financial investments	260		-	-
VI. Other non-current assets	270		27.220.156.427	30.215.513.211
1. Long-term deferred expenses	271		27.220.156.427	30.215.513.211
TOTAL ASSETS (280 = 100 + 200)	280		395.261.735.062	345.424.063.725
RESOURCES				
C - LIABILITIES	300		139.867.969.667	104.568.735.717
I. Current liabilities	310		139.867.969.667	104.568.735.717
1. Short-term trade payables	311		34.821.147.842	28.534.924.569
2. Short-term advance payments from customers	312		1.927.834.427	1.940.919.537
3. Dividends and profits payable	313		13.113.056.934	15.240.981.474
4. Tax and statutory obligations	314		6.121.422.655	8.065.664.348
5. Payables to employees	315		19.177.235.754	38.343.369.723
6. Short-term accruals	316		-	
7. Short-term inter-company payables	317			
8. Construction contractor payables based on agreed progress billings	318			
9. Short-term unearned revenue	319			
10. Other short-term payables	320		1.777.650.644	561.441.445
11. Short-term finance lease loans and liabilities	321		58.330.195.739	181.005.840
12. Provisions for short-term payables	322			4.318.000.000
13. Bonus and welfare funds	323		4.599.425.672	7.382.428.781
14. Price stabilization fund	324			
15. Government bond repurchase transaction	325			
II. Non-current liabilities	330		-	-
D - OWNERS' EQUITY	400		255.393.765.395	240.855.328.008
1. Owners' invested equity	411		93.325.730.000	93.325.730.000
- Common stocks with voting rights	411a		93.325.730.000	93.325.730.000
- Preferred stocks	411b			
2. Surplus of share capital	412		972.972.000	972.972.000
3. Bond conversion option	413			
4. Other capital of the owner	414			
5. Treasury stock (*)	415			
6. Asset revaluation differences	416			
7. Exchange rate differences	417			
8. Development and investment funds	418			93.250.277.906
9. Other funds of the owner's capital	419			
10. Undistributed earnings after tax	420		161.095.063.395	53.306.348.102
- Accumulated undistributed earnings after tax to the end of previous year	420a		143.741.345.578	340.988.541
- Accumulated undistributed earnings after tax in current year	420b		17.353.717.817	52.965.359.561
TOTAL RESOURCES (440 = 300 + 400)	440		395.261.735.062	345.424.063.725

Prepared by


Trần Minh Hùng

Chief Accountant


NGUYỄN DIỆU LÊ

Approve, 16th April 2026

General Director



PHARMEDIC PHARMACEUTICAL MEDICINAL JOINT STOCK COMPANY

Address: 367 Nguyen Trai street, Cau Ong Lanh ward, Ho Chi Minh city.

FINANCIAL STATEMENTS

For the three-month period ended 31th March 2026

INCOME STATEMENT

As at 31th March 2026

Currency: VND

ITEMS	Code	Notes	1rd Quarter of current year	1rd Quarter of previous year	Accumulated from the beginning of year to the end of this quarter	
					Current year	Previous year
1. Revenues from sale of goods and rendering of services	01		141.551.866.666	125.689.140.558	141.551.866.666	125.689.140.558
2. Revenue deductions	02		2.943.699.284	20.678.292	2.943.699.284	20.678.292
3. Net revenues from sale of goods and rendering of services	10		138.608.167.382	125.668.462.266	138.608.167.382	125.668.462.266
4. Cost of goods sold	11		77.518.953.489	70.994.629.270	77.518.953.489	70.994.629.270
5. Gross profit from sale of goods and rendering of services	20		61.089.213.893	54.673.832.996	61.089.213.893	54.673.832.996
6. Profit/loss from the liquidation of investment properties	21					
7. Income from financial activities	22		9.671.768	1.204.085.948	9.671.768	1.204.085.948
8. Expenses from financial activities	23		436.430.846	-	436.430.846	-
In which: Interest expenses	24		436.430.845	-	436.430.845	-
9. Selling expenses	25		16.553.742.306	14.794.863.823	16.553.742.306	14.794.863.823
10. General & administration expenses	26		15.422.900.459	13.373.384.600	15.422.900.459	13.373.384.600
11. Net profit(loss) from operating activities	30		28.685.812.050	27.709.670.521	28.685.812.050	27.709.670.521
12. Other income	31		46.485.996	664.545.455	46.485.996	664.545.455
13. Other expenses	32		76.400.775	-	76.400.775	-
14. Other profit	40		(29.914.779)	664.545.455	(29.914.779)	664.545.455
15. Total pre-tax accounting profit	50		28.655.897.271	28.374.215.976	28.655.897.271	28.374.215.976
16. Current Corporate Income tax expenses	51		5.731.179.454	5.674.843.195	5.731.179.454	5.674.843.195
17. Deferred Corporate Income tax expenses	52		-	-	-	-
18. Profit(loss) after corporate income tax	60		22.924.717.817	22.699.372.781	22.924.717.817	22.699.372.781
19. Gains on stock (*)	70		1.859	1.841	1.859	1.841
20. Declining returns on stocks (*)	71		1.859	1.841	1.859	1.841

Prepared by

Chief Accountant

Trần Mạnh Hùng
Báo cáo này phải được đọc kèm với Thuyết minh báo cáo tài chính

NGUYỄN DIỆU LÊ

Approved, 16th April 2026
General Director
ĐS. LÊ VIỆT HÙNG

STATEMENT OF CASH FLOW

For the three-month period ended 31th March 2026

(As per Indirect Method)

Currency: VND

ITEMS	Code	Notes	Accumulated from the beginning of year to the end of this quarter	
			Current year	Previous year
I. Cash flows from operating activities				
1. Net profit/(loss) before tax	01		28.655.897.271	28.374.215.976
2. Adjustments for :			4.947.625.132	949.615.503
Depreciation and amortisation	02		4.511.194.286	2.678.608.905
Provisions	03		-	-
Exchange rate gains and losses resulting from the revaluation of monetary items denominated in foreign currencies.	04		-	-
Profit and loss from investment and financial activities	05		-	(1.728.993.402)
Interest expense	06		436.430.846	-
3. Operating income/(loss) before changes in working capital	08		33.603.522.403	29.323.831.479
(Increase) / decrease in receivables	9		(23.158.075.785)	11.520.668.149
(Increase)/decrease in inventory	10		(20.200.401.810)	(23.979.161.560)
Increase/(decrease) in payables (excluding interest payable, PIT payables)	11		(19.655.752.281)	(8.613.348.733)
Increase or decrease in deferred expenses	12		4.110.252.324	(2.735.802.414)
Increase or decrease in trading securities	13			
Interest paid	14		(436.430.846)	-
Corporate income tax paid	15		(7.559.671.718)	(6.579.568.447)
Other cash inflows from operating activities	16		-	-
Other cash outflows from operating activities	17		(11.169.283.539)	(10.582.117.295)
Net cash inflows/(outflows) from operating activities	20		(44.465.841.252)	(11.645.498.821)
II. Cash flows from investing activities				
1. Purchase of fixed assets and other long-term assets	21		(8.035.658.690)	(2.511.159.825)
2. Proceeds from disposals of fixed assets and other long-term assets	22		-	664.545.455
3. of other entities	23		-	(111.500.000.000)
4. of other entities	24			140.500.000.000
5. Payments for investments in other entities	25		-	-
6. Proceeds from sales of investments in other entities	26		-	-
7. Interest and dividends received	27		-	3.603.738.355
Net cash inflows(outflows) from investing activities	30		(8.035.658.690)	30.757.123.985
III. Cash flows from financing activities				
1. Proceeds from issue of stocks, capital contribution of the owner	31		-	-
2. Capital redemption of the owners, the acquisition of issued stocks	32		-	-
3. Money received from borrowing	33		58.330.195.739	-
4. Repayments of borrowing principal	34		(181.005.840)	-
5. Repayments of finance lease principal	35		-	-
6. Dividends, gains paid to the owner	36		(2.143.955.052)	(49.353.652.300)
Net cash inflows/(outflows) from financing activities	40		56.005.234.847	(49.353.652.300)
Net cash inflows/(outflows)	50		3.503.734.905	(30.242.027.136)
Cash and cash equivalents at the beginning of the year	60		40.564.104.864	60.084.311.574
Impact of exchange rate fluctuation	61		-	-
Cash and cash equivalents at the end of the year (70=50+60+61)	70		44.067.839.769	29.842.284.438

Prepared by

Chief Accountant

Approved: 16th April 2026

General Director

ĐƯỢC PHÁP
ĐƯỢC LIỆU
PHARMEDIC

ĐS. LÊ VIỆT HÙNG

PHARMEDIC PHARMACEUTICAL MEDICINAL JOINT STOCK COMPANY

Address: 367 Nguyen Trai street, Cau Ong Lanh ward, Ho Chi Minh city.

FINANCIAL STATEMENTS

For the three-month period ended 31th March 2026


Appendix : The movement on the Owners' equity

	Owners' invested equity	Surplus of share capital	Other capital of the owner	Development and investment funds	Undistributed earnings after tax (**)	Total
Beginning balance in previous year	93.325.730.000	972.972.000	-	93.250.277.906	102.062.842.363	289.611.822.269
Profit increase in previous year					82.304.932.561	82.304.932.561
Decrease in previous year					(131.061.426.822)	(131.061.426.822)
+ Make appropriation of funds					(22.168.965.058)	(22.168.965.058)
+ Dividend distribution				-	(108.892.461.764)	(108.892.461.764)
+ Other decrease					-	-
Ending balance in previous year, Beginning balance in current year	93.325.730.000	972.972.000	-	93.250.277.906	53.306.348.102	240.855.328.008
Profit increase in current year				(93.250.277.906)	22.924.717.817	(70.325.560.089)
+ Increase from business results					22.924.717.817	22.924.717.817
+ Increase from profit distribution				-	-	-
Bonus shares				-	-	-
Decrease in current year			-	-	84.863.997.476	84.863.997.476
+ Make appropriation of funds					(8.386.280.430)	(8.386.280.430)
+ Dividend distribution					-	-
+ Other decrease			-		-	-
Ending balance in current period	93.325.730.000	972.972.000	-	-	161.095.063.395	255.393.765.395

Prepared by



Trần Mạnh Hùng

Chief Accountant


NGUYỄN DIỆU LÊ

Ho Chi Minh city, 16th April 2026

General Director



DS. LÊ VIỆT HÙNG

PHARMEDIC PHARMACEUTICAL MEDICINAL JOINT STOCK COMPANY

Address: 367 Nguyen Trai street, Cau Ong Lanh ward, Ho Chi Minh city.

FINANCIAL STATEMENTS

For the three-month period ended 31th March 2026

NOTES TO THE FINANCIAL STATEMENTS**For the three-month period ended 31th March 2026**

These notes form an integral part of and should be read in conjunction with the Financial Statements for the three-month period ended 31th March 2026 of Pharmedic Pharmaceutical Medicinal Joint Stock Company (hereafter, referred to as "the Company").

I. OPERATION FEATURES**1. Forms of ownership**

Joint stock company.

Pharmedic Pharmaceutical Medicinal Joint Stock Company (abbreviation is: PHARMEDIC JSC) was transferred from Pharmaceutical Medicinal Public Private Joint Venture Enterprise to joint stock company in accordance with the Decision No. 4261/QĐ-UB date 13th August 1997 of the People's Committee of Ho Chi Minh city. The Business Registration Certificate No. 064075 dated 09th December 1997 granted by the Department of Planning and Investment of Ho Chi Minh city and subsequent license changes with the latest change on 04th June 2024 to change the Company representative.

Charter capital according to the Business Registration Certificate is VND 93,325,730,000 as follows:

Shareholders	As at 31th March 2026		As at 01st January 2026	
	Amount (VND)	Proportion (%)	Amount (VND)	Proportion (%)
Saigon Pharmaceutical Company Limited -	40.543.090.000	43,44	40.543.090.000	43,44
Representative of State capital				
Other shareholders	<u>52.782.640.000</u>	<u>56,56</u>	<u>52.782.640.000</u>	<u>56,56</u>
Total	93.325.730.000	100	93.325.730.000	100

2. Lines of business

Production and trading of pharmaceuticals

3. Business activities

Production and trading of pharmaceuticals, medicinal materials, cosmetics, medical supplies and other products in the medical industry;

Joint ventures and associations with domestic and foreign organizations and individuals to process a number of raw materials (mainly from medicinal herbs to produce some traditional products);

Printing and pressing plastic, aluminum and paper packaging;

Production and trading of chemicals (except highly toxic chemicals), insecticidal and antibacterial products used in the household and medical fields (not produced at the headquarters).

Other business support service activities n.e.c, details: Joint ventures and associations with domestic and foreign individuals.

Retail sale of medicines, medical equipment, cosmetics and hygiene supplies in specialized stores, details: Retail sale of medicines, medical equipment, medical supplies and cosmetics.

Manufacture of other food products n.e.c, details: Production of functional foods

Technical testing and analysis, details: Storage services and medicine testing services.

4. Normal business and production cycle

The Company's normal business and production cycle is within 12 months.

5. The Company's operations in year affect the Aggregated financial statements

Revenue in current year increased by 10.30% compared to previous year due to higher selling prices. However, during the year, the Company has settled term deposit contracts, so income from financial activities in current year decreased significantly compared to previous year. In addition, the Company expanded its business scale (opened a branch in Hanoi), so costs from initial operating activities increased compared to previous year. From the above factors have led to pre-tax accounting profit increased by 0.99% compared to previous year.

PHARMEDIC PHARMACEUTICAL MEDICINAL JOINT STOCK COMPANY

Address: 367 Nguyen Trai street, Cau Ong Lanh ward, Ho Chi Minh city.

FINANCIAL STATEMENTS

For the three-month period ended 31th March 2026

7. Employees

As at 31st March 2026, there are 516 employees who are working at the Company (there were 535 employees at the beginning of

II. ACCOUNTING PERIOD, AND REPORTING CURRENCY

1. The Company's fiscal year

The fiscal year starts on 01st January and ends on 31st December of each calendar year.

2. Reporting currency and methods of foreign currency translation

The standard currency unit used is Vietnam Dong (VND) because the Company uses the main accounting currency unit which is Vietnam Dong (VND) for receipts and payments.

III. ADOPTED ACCOUNTING REGIME AND STANDARDS

1. Applicable accounting regime

The Company has applied the Accounting Standards and the Vietnamese Corporate Accounting System in accordance with the Circular No. 99/2025/TT-BTC dated 27nd October 2025 as well as circulars guidance on implementing the accounting standards of the Ministry of Finance in the preparation and presentation of the Financial statements.

Whereby, the accompanying financial statements, Income Statement, Statement of Cash Flows and Notes to the Financial Statements for the fiscal year and the use of this report is not intended for subjects who are not provided information on the procedures and principles and accounting practices in Vietnam, as well as not intentionally presented the financial position, the business results and the cash flows under the procedures and principles and accounting practices widely accepted in other countries and territories outside Vietnam.

2. Statement on the compliance with the Vietnamese accounting regime and standards

We, the Board of Directors of Pharmedic Pharmaceutical Medicinal Joint Stock Company ensure to follow all the requirements of the accounting standards and the Vietnamese Corporate accounting system promulgating together with the Circular No. 99/2025/TT-BTC dated 27nd October 2025 as well as circulars guidance on implementing the accounting standards of the Ministry of Finance in the preparation of the Financial statements.

IV. ADOPTED ACCOUNTING POLICIES

1. Basic for preparing the aggregated Financial statements

The aggregated Financial statements are prepared based on accrual accounting (excluding information related to the cash flows).

2. Cash and cash equivalents

Cash includes cash on hand, call deposits and cash in transit, monetary gold.

Cash equivalents is the short-term securities of which the due dates can not exceed 3 (three) months from the dates of the investments and the convertibility into cash is easy, and which do not have a lot of risks in the conversion into cash.

3. Financial investments

Held-to-maturity investments

The investments are classified as held-to-maturity if the Company has both the ability and the intention to hold to maturity. Held-to-maturity investments include: term deposits (including treasury bills, promissory note) bonds, preferred stocks which the issuance party is obligated to repurchase at a specific time in the future and held-to-maturity loans for the purpose of collecting interest periodically and other held-to-maturity investments.

Principles for determining held-to-maturity investments are initially recognized at the historical costs include purchase price and expenses related to investments transactions. After initial recognition, these investments are recognized at recoverable amount. Interest income on held-to-maturity investments after the date of acquisition are recognized in Income Statement on the basis of accrual. Interest enjoyed before the Company held is deducted against the historical cost as at the date of acquisition.

When there is certainly evidence shows part of or the entire investment may not be recoverable and the loss can be determined reliably, the loss is recognized in Expenses from financial activities in year and direct reduction of investment value.

4. Receivables

Doubtful receivables are presented by book value subtracting the provisions for doubtful receivables.

Receivables are classified as trade receivables and other receivables comply with the following principles:

PHARMEDIC PHARMACEUTICAL MEDICINAL JOINT STOCK COMPANY

Address: 367 Nguyen Trai street, Cau Ong Lanh ward, Ho Chi Minh city.

FINANCIAL STATEMENTS

For the three-month period ended 31th March 2026

- Trade receivables reflect the commercial elements arising from selling - purchasing transactions between the Company and the buyer is an independent entity, include receivables from export sales under entrusted others.
- Other receivables reflect the non-commercial elements, unrelated to selling - purchasing transactions.

Provision for doubtful receivables: are prepared for each doubtful debt based on the overdue debts or the estimated losses which may arise.

Increase/Decrease in the balance of provisions for doubtful receivables must be make as at the accounting period ended and are recognized in the general & administration expenses.

5. Inventories

Inventories are recognized at the lower of their historical costs or their net realizable values.

Historical costs of inventories are determined as follows:

- Raw materials, goods: including the acquisition cost and other direct related expenses arising to obtain inventory in current status and place.
- Finished goods: including the cost of direct materials, direct labor and related factory overhead cost are allocated based on normal capacity.
- Work-in-process: including only the costs of main raw materials, direct labor and general production costs.

Net realizable values is the estimated selling price of inventory in normal operating cycle except for the estimated costs to complete and necessary to consume them.

The value of inventories are recognized at the weighted average method and recorded at the perpetual method.

Provision for devaluation of inventory is made for each item based on their costs is higher than their net realizable values.

Increase/Decrease in the balance of provision for devaluation of inventory must be made as at 31st December 2025 and are recognized in the cost of goods sold.

6. Prepaid expenses

Prepaid expenses include the actual arising costs but related to the operating results of numerous accounting periods. The Company's prepaid expenses include:

Tools

Expenses on tools being put into use are allocated into expenses in accordance with the straight line method for the maximum period of 3 years.

Repair costs of fixed assets

Repair costs of assets arising once have great value are allocated into expenses in accordance with the straight line method within 3 years.

7. Tangible fixed assets

Tangible fixed assets are determined by the historical costs less (-) accumulated depreciation. Historical costs of tangible fixed assets include all the expenses of the company to have these fixed assets as of the dates they are ready to be put into use. Other expenses incurred subsequent to the initial recognition are included in historical costs of fixed assets only if they certainly bring more economic benefits in the future thanks to the use of these assets. Those which do not meet the above conditions will be recorded into expenses during the period.

When tangible fixed assets are disposed or liquidated, their historical costs and accumulated depreciation are written off, then any profit (or loss) generated from the liquidation is included in the income or the expenses during the period.

Tangible fixed assets are depreciated in line with straight-line method to gradually write off the historical costs of fixed assets over their estimated useful lives. The depreciation years of tangible fixed assets applied are as follows:

Kinds of fixed assets	Years
+ Buildings and structures	05 – 30
+ Machineries and equipments	06 – 10
+ Vehicles, transmissions	06 – 10

PHARMEDIC PHARMACEUTICAL MEDICINAL JOINT STOCK COMPANY

Address: 367 Nguyen Trai street, Cau Ong Lanh ward, Ho Chi Minh city.

FINANCIAL STATEMENTS

For the three-month period ended 31th March 2026

+ Management equipments, tools

03 – 08

8. Intangible fixed assets

Intangible fixed assets are determined by the historical costs less (-) accumulated amortization.

Historical costs of intangible fixed assets include all the expenses of the company to have these fixed assets as of the dates they are ready to be put into use. Other expenses incurred subsequent to the initial recognition are included in expenses during the period only if they attached to the specific intangible fixed asset and bring more economic benefits thanks to the use of these assets.

When intangible fixed assets are disposed or liquidated, their historical costs and accumulated amortization are written off, then any profit (or loss) generated from the liquidation is included in the income or the expenses during the period.

The Company's intangible fixed assets include:

Land-use right

Land-use right is an actual expenses related directly to the used land

Software program

Costs related to computer software programs is not an integral part of the

Other intangible fixed assets

Other intangible fixed assets is amortized in line with straight-line method to gradually write off the historical costs of fixed assets over their estimated useful lives.

9. Liabilities and accruals

Liabilities and accruals are recognized for payable amounts in the future related to the received goods and services. Accruals are recognized based on the reasonable estimates of the payable amounts.

Payables are classified as trade payables, accruals, payables to employees and other payables comply with the following principles:

- Trade payables reflect the commercial elements arising from purchasing transactions of goods, services, assets and the seller is an independent entity.
- Accruals reflect the payables to the received goods and services from seller or provided to buyer but not yet paid due to do not have invoice or insufficient accounting records and vouchers and payable to employees on sabbatical salary, operating costs must be accrued.
- Payables to employees reflect payables and the payment status to employees for wages, bonus and others belonging to employees' income. The Company makes appropriation of the salary fund according to the Resolution of the Board of Management No. 38/PMC-HĐQT dated 01st August 2014 on salary coefficient rate of 56% on Total revenue minus (-) total expenses without salary.
- Other payables reflect the non-commercial elements, unrelated to selling - purchasing transactions, rendering of services.

10. Owners' equity

Owner's invested equity

Owner's invested equity is recognized according to the shareholders' actual capital.

Surplus of share capital

Surplus of share capital is recognized at differences between issued actual value and the nominal value of stocks when they first issued, supplement issue, differences between re-issued value and the book value of treasury stocks and capital structure of the convertible bonds at maturity. Direct costs related to the issuance of additional stocks and the re-issuance of treasury stocks is reversed on Surplus of share capital.

Other capital of the owner

PHARMEDIC PHARMACEUTICAL MEDICINAL JOINT STOCK COMPANY

Address: 367 Nguyen Trai street, Cau Ong Lanh ward, Ho Chi Minh city.

FINANCIAL STATEMENTS

For the three-month period ended 31st March 2026

Other capital is formed by supplementing from business results, revaluation of assets and the remaining value between the fair value of donated, presented, and sponsored assets after deducting taxes payable (if any) related to these assets.

Treasury stocks

When repurchasing of stocks by the Company that issued them, the payments including transaction costs are recorded as treasury stocks and reflected as a deduction from owners' equity. When reissuing, differences between the reissue price and the book value of treasury stocks will be recorded into "Surplus of share capital".

11. Profit distribution

Profit after corporate income tax is distributed to shareholders after appropriating for funds in accordance with the Charter of Parent company and subsidiaries as well as regulations and being approved by General Meeting of Shareholders.

Distribution of profits to shareholders is considered non-monetary items in undistributed earnings after tax which can affect the cash flows and ability to pay dividends such as profit from revaluation of the contributed assets, revaluation of monetary items, financial instruments and other non-monetary items.

Dividends are recorded as liabilities when being approved by General Meeting of Shareholders.

12. Recognition of revenues and income

Revenues are recognized when the Company may get economic benefits that can be determined reliably. Revenues are measured at the fair value of received or receivable accounts after deducting trade discounts, sales discounts and sales returns.

Revenues from sale of merchandises (functional foods, cosmetics, ...) and sales of finished pharmaceutical products of all kinds

- Revenues from sale of merchandise, finished goods are recognized when satisfying the following conditions at the same time:
 - Most of risk and benefits associated with the goods ownership are transferred to customers;
 - There are no rights to manage or to control the goods;
 - Revenues can be determined reliably;
 - Getting or will get reliable economic benefits from providing service;
 - Expenses related to providing and completing service can be determined.

Interest

Interest is recognized on an accrual basis, and determined on balance of savings accounts and the actual interest rates for each period.

13. Revenue deductions

Revenue deductions are adjusted reductions of total revenue in year which include sales discounts and sales returns.

14. Cost of goods sold

Cost of goods sold is total cost of goods, production costs of finished goods sold, other expenses are included or recorded reducing in the cost of goods.

15. Expenses from financial activities

Expenses from financial activities are the costs related to financial activities include loss on foreign exchange.

16. Selling expenses and General & administration expenses

Selling expenses and General & administration expenses are all costs related to the process of selling products, goods, rendering of services and general administration expenses of the Company.

17. Transactions in foreign currencies

The transactions in foreign currencies are converted at the actual exchange rates ruling as of the transaction dates. The balances of monetary items in foreign currencies as at 31st December 2025 are converted at the actual exchange rates ruling on this date.

Foreign exchange differences arising during year from transactions in foreign currencies are recognized in income from financial activities or expenses from financial activities. Exchange rate differences due to the revaluation of monetary items in foreign currencies as at 31st December 2025 after offsetting differences of increasing and decreasing are recognized in income from financial activities or expenses from financial activities.

PHARMEDIC PHARMACEUTICAL MEDICINAL JOINT STOCK COMPANY

Address: 367 Nguyen Trai street, Cau Ong Lanh ward, Ho Chi Minh city.

FINANCIAL STATEMENTS

For the three-month period ended 31th March 2026

18. Corporate income tax

Corporate income tax expenses include current corporate income tax and deferred corporate income tax.

▪ **Current Corporate income tax**

Current corporate income tax expense is recognized based on taxable income. Taxable income is different from accounting profit due to the adjustments of temporary differences between tax and accounting figures as well as those of non-taxable or non-deductible income and expenses.

▪ **Deferred Corporate income tax**

Deferred income tax is the amount of corporate income tax payable or refundable due to temporary differences between book values of assets and liabilities serving the preparation of the financial statements and the values for tax purposes. Deferred income tax liabilities are recognized for all the temporary taxable differences. Deferred income tax assets are recorded only when there is an assurance on the availability of taxable income in the future against which the temporarily deductible differences can be used.

Book values of deferred corporate income tax assets are considered at the balance sheet dates and will be reduced to the rates that ensure enough taxable income against which the benefits from a part of or all of the deferred income tax can be used. Deferred corporate income tax assets are not yet recorded in before that will be reconsidered as at the accounting period ended and recorded when being reliably taxable profit to be able to use deferred income tax assets.

Deferred income tax assets and deferred income tax liabilities are determined at the estimated rates to be applied in the year when the assets are recovered or the liabilities are settled based on the effective tax rates as of the balance sheet date. Deferred income tax is recognized in the income statement. In the case that deferred income tax is related to the items of the owner's equity, corporate income tax will be included in the owner's equity of the company.

Deferred income tax assets and deferred income tax liabilities should be offset when:

- The Company has a legal right to implement the offset of current income tax assets and current income tax payable; and
- Those deferred income tax assets and deferred income tax payable related to corporate income tax is administered by the same tax :
 - For the same taxable entity; or
 - The Company intends to pay current income tax payable and current income tax assets on the basis of net or recover assets at the same time with the payment of liabilities in each future period when the significant deferred income tax payable or deferred income tax assets to be paid or recovered.

19. Related parties

A party is considered as a related party of the company in case that party is able to control the company or to cause material effects on the financial decisions as well as the operations of the company. A party is also considered a related party of the company in case that party is under common control or significant influence.

In considering each possible related party relationship, attention is directed to the substance of the relationship, and not merely the legal form.

20. Segment Reporting

A business segment is a distinguishable component of an enterprise that is engaged in providing an individual product or service or a group of related products or services and that is subject to risks and returns that are different from those of other business segments.

A geographical segment is a distinguishable component of an enterprise that is engaged in providing products or services within a particular economic environment and that is subject to risks and returns that are different from those of components operating in other economic environments.

V. ADDITIONAL INFORMATION FOR ITEMS PRESENTED IN THE FINANCIAL STATEMENT**1. Cash and cash equivalents**

	Ending balance of period		Beginning balance	
	Foreign currencies	VND	Foreign currencies	VND
Cash on hand		517.395.619		562.362.624
Cash in banks		23.550.444.150		40.001.742.240

PHARMEDIC PHARMACEUTICAL MEDICINAL JOINT STOCK COMPANY

Address: 367 Nguyen Trai street, Cau Ong Lanh ward, Ho Chi Minh city.

FINANCIAL STATEMENTS

For the three-month period ended 31th March 2026

In which : USD deposits	1.545,28	40.762.577	1.548,58	40.846.895
EURO deposits				
Cash equivalents		20.000.000.000		-
(Term deposits of 3 months or less)		20.000.000.000		-
Total		44.067.839.769		40.564.104.864

2. Held-to-maturity investments

	Ending balance of period	Beginning balance
(6-month term deposits)	500.000.000	500.000.000
Total	500.000.000	500.000.000

3. Trade receivables

	Ending balance of period	Beginning balance
Sales of products	48.135.257.621	34.720.871.572
Transferring raw material	-	-
Total	48.135.257.621	34.720.871.572

4. Advance payments to suppliers

	Ending balance of period	Beginning balance
Purchase of materials for production	4.274.835.375	3.527.687.775
Purchase of machinery and equipment for production	19.070.332.159	15.509.085.402
Other activities	18.244.703.616	12.738.385.354
Total	41.589.871.150	31.775.158.531

5. Other short-term receivables

	Ending balance of period	Beginning balance
Uncollected personal income tax		
Other receivables	2.632.409.339	779.613.182
Estimated interest on term deposits from the deposit date to 31st December	1.684.932	1.684.932
Total	2.634.094.271	781.298.114

6. Inventories

	Ending balance of period	Beginning balance
Materials and supplies	57.982.613.558	44.716.722.244
Tools	687.319.418	687.319.418
Work-in-process	5.555.196.935	-
Finished goods	59.304.550.550	57.463.146.581
Merchandises	600.830.061	1.062.920.469
Total	124.130.510.522	103.930.108.712

7. Increase / Decrease tangible fixed assets

	Buildings and structures	Machineries and equipments	Vehicles	Tools management and other fixed assets	Total
Historical cost					
Beginning balance	33.321.724.375	221.326.508.533	21.312.809.053	13.219.657.137	289.180.699.098

PHARMEDIC PHARMACEUTICAL MEDICINAL JOINT STOCK COMPANY

Address: 367 Nguyen Trai street, Cau Ong Lanh ward, Ho Chi Minh city.

FINANCIAL STATEMENTS

For the three-month period ended 31th March 2026

Increase during period	-	11.704.923.966	-	-	11.704.923.966
<i>New procurement</i>		11.704.923.966			11.704.923.966
<i>Completed construction</i>	-	-	-	-	-
Decrease during period	-	-	-	-	-
<i>Disposal, liquidation</i>					-
Ending balance of period	33.321.724.375	233.031.432.499	21.312.809.053	13.219.657.137	300.885.623.064
Depreciation					
Beginning balance	29.962.748.343	144.964.471.352	18.222.972.704	4.813.396.392	197.963.588.791
Increase during period	157.986.848	3.681.027.544	270.915.744	378.600.288	4.488.530.424
<i>Depreciation during year</i>	157.986.848	3.681.027.544	270.915.744	378.600.288	4.488.530.424
Decrease during period	-	-	-	-	-
<i>Disposal, liquidation</i>		-	-	-	-
<i>Others</i>					
Ending balance of period	30.120.735.191	148.645.498.896	18.493.888.448	5.191.996.680	202.452.119.215
Net book value					
Beginning balance	3.358.976.032	76.362.037.181	3.089.836.349	8.406.260.745	91.217.110.307
Ending balance of period	3.200.989.184	84.385.933.603	2.818.920.605	8.027.660.457	98.433.503.849
In which,					-

Historical cost of fully-depreciated tangible fixed assets is still in use 147.926.646.477 vnd

8. Increase / Decrease intangible fixed assets

	Land-use right	Computer software	Other intangible fixed assets	Total
Historical cost				
Beginning balance	2.916.105.767	3.849.899.609	1.291.759.533	8.057.764.909
Increase during period	-	-	-	-
<i>Procurement during period</i>	-	-	-	-
Decrease during period	-	-	-	-
Ending balance of period	2.916.105.767	3.849.899.609	1.291.759.533	8.057.764.909
Amortization				
Beginning balance	933.153.840	3.837.899.609	1.288.981.756	6.060.035.205
Increase during period	14.580.529	6.000.000	2.083.333	22.663.862
<i>Amortization during period</i>	14.580.529	6.000.000	2.083.333	22.663.862
Decrease during period	-	-	-	-
Ending balance of period	947.734.369	3.843.899.609	1.291.065.089	6.082.699.067
Net book value				
Beginning balance	1.982.951.927	12.000.000	2.777.777	1.997.729.704
Ending balance of period	1.968.371.398	6.000.000	694.444	1.975.065.842

In which,

Historical cost of fully-amortized intangible fixed assets is still in use 4.988.325.809 vnd

9. Short-term deferred costs

	Current year	Previous year
Insurance of all kinds	-	-
Tools and others	2.340.626.371	3.563.540.430
Total	2.340.626.371	3.563.540.430

PHARMEDIC PHARMACEUTICAL MEDICINAL JOINT STOCK COMPANY

Address: 367 Nguyen Trai street, Cau Ong Lanh ward, Ho Chi Minh city.

FINANCIAL STATEMENTS

For the three-month period ended 31th March 2026

10. Long-term deferred costs

	Current year	Previous year
Repair of fixed assets and tools	27.220.156.427	30.215.513.211
Other long-term prepaid expenses	-	-
Total	27.220.156.427	30.215.513.211

11. Short-term finance lease loans and liabilities

	Beginning balance	Loan amount arising	Loan amount already paid during year	Ending balance
Short-term loans from banks	181.005.840	58.330.195.739	(181.005.840)	58.330.195.739
Total	181.005.840	58.330.195.739	(181.005.840)	58.330.195.739

12. Trade payables

	Current year	Previous year
Purchase of raw materials for production	32.028.466.437	24.779.214.999
Purchase of machinery and equipment for production	2.450.000.521	2.450.000.521
Purchase of other supplies for production	342.680.884	1.305.709.049
Total	34.821.147.842	28.534.924.569

13. Advance payments from customers

	Current year	Previous year
Purchase of products	1.927.834.427	1.940.919.537
Others	-	-
Total	1.927.834.427	1.940.919.537

14. Dividends and profits must be paid.

Current year	Previous year
13.113.056.934	15.240.981.474

15. Taxes and Statutory obligations

	Beginning balance	Payable during period	Already paid during period	Ending balance of period
Output Value added tax (VAT)	-	-	-	-
Value added tax (VAT) on imports	-	27.497.500	27.497.500	-
Corporate income tax (CIT)	7.559.671.718	5.731.179.454	7.559.671.718	5.731.179.454
Personal income tax (PIT)	505.670.070	2.228.254.420	2.344.002.409	389.922.081
Resource tax	322.560	1.139.040	1.140.480	321.120
License tax	-	6.500.000	6.500.000	-
Real estate tax, land rent	-	-	-	-
Charges, duties and others	-	70.000.000	70.000.000	-
Total	8.065.664.348	8.064.570.414	10.008.812.107	6.121.422.655

16. Other short-term payables

	Current year	Previous year
Social insurance, health insurance, unemployment insurance	308.735.519	-
Short-term deposits and mortgages	1.153.000.000	351.000.000
Dividends payable	13.113.056.934	15.240.981.474
Selling expenses	306.935.125	198.864.502
Others	8.980.000	11.576.943

PHARMEDIC PHARMACEUTICAL MEDICINAL JOINT STOCK COMPANY

Address: 367 Nguyen Trai street, Cau Ong Lanh ward, Ho Chi Minh city.

FINANCIAL STATEMENTS

For the three-month period ended 31th March 2026

Total			14.890.707.578	15.802.422.919
17. Bonus and welfare funds and Bonus fund for the Executive Management Board			-	-
	Beginning balance	Increase from appropriation of profit	Decrease during period	Ending balance of period
Bonus fund	6.972.362.656	4.325.739.884	(5.710.482.900)	5.587.619.640
Welfare fund	(547.627.486)	2.017.345.279	(2.716.897.000)	(1.247.179.207)
Bonus fund for the Executive Management Board (Remuneration fund of the Board of Management)	957.693.611	1.444.494.128	(2.143.202.500)	258.985.239
Total	7.382.428.781	7.787.579.291	(10.570.582.400)	4.599.425.672

18. Owners' equity
The movement on owners' equity

The movement on the owners' equity are presented to the attached Appendix.

Stocks

	Ending balance of period	Beginning balance
Number of stocks being registered to issue	9.332.573	9.332.573
Number of stocks already issued / public offering	9.332.573	9.332.573
- Common stocks	9.332.573	9.332.573
- Preferred stocks	-	-
Number of buy-back stocks	-	-
- Common stocks	-	-
- Preferred stocks	-	-
Number of outstanding stocks	9.332.573	9.332.573
- Common stocks	9.332.573	9.332.573
- Preferred stocks	-	-
Nominal value of outstanding stocks (VND/stock)	10.000	10.000
(**) Details of profit distribution are as follows:		
Beginning balance		53.306.348.102
Increase from business results during period		22.924.717.817
Reconcile the development investment fund with undistributed profits		93.250.277.906
Decrease during period, including:		8.386.280.430
- Make appropriation of Bonus and welfare funds and remuneration of the Board of Management and Supervisory Board from profit	8.386.280.430	
- From profit 2025	2.815.280.430	
- From profit 2026	5.571.000.000	
Ending balance of period as at 31th March /2026	-	161.095.063.395

VI ADDITIONAL INFORMATION FOR ITEMS SHOWN IN THE INCOME STATEMENTS
1. Revenues from sale of goods and rendering of services

	Accumulated from the beginning of year to the end of this quarter	
Total revenues	Current year	Previous year
- Sale of goods	718.439.040	2.213.706.120
- Sale of finished goods	140.833.427.626	123.475.434.438
<i>In which: Export</i>	-	-
Total	141.551.866.666	125.689.140.558

PHARMEDIC PHARMACEUTICAL MEDICINAL JOINT STOCK COMPANY

Address: 367 Nguyen Trai street, Cau Ong Lanh ward, Ho Chi Minh city.

FINANCIAL STATEMENTS

For the three-month period ended 31th March 2026

2. Revenue deductions

- Returned goods
- Returned finished products, trade discounts

Total

	Current year	Previous year
	9.235.080	-
	2.934.464.204	20.678.292
Total	2.943.699.284	20.678.292

3. Net revenues

- Sale of goods
- Finished goods
- In which: Export*

Total

	-	-
	709.203.960	2.213.706.120
	137.898.963.422	123.454.756.146
	-	-
Total	138.608.167.382	125.668.462.266

4. Cost of goods sold

- Goods sold
- Finished goods sold

Total

	Current year	Previous year
	462.090.408	1.502.929.413
	77.056.863.081	69.491.699.857
Total	77.518.953.489	70.994.629.270

5. Income from financial activities

- Interest on term deposits
- Interest on call deposits
- Interest on realized exchange rate differences
- Interest on unrealized exchange rate differences

Total

	Current year	Previous year
		1.192.183.869
	9.671.112	11.902.079
	656	-
Total	9.671.768	1.204.085.948

6. Expenses from financial activities

- Chi phí lãi vay

Total

	Current year	Previous year
	436.430.845	-
Total	436.430.845	-

7. Selling expenses

- Employee costs
 - Wages and salary*
 - Trade union's fees, Social insurance, health insurance, unemployment insurance*
 - Mid-shift meal costs*
- Raw materials, tools
- Depreciation / Amortization of fixed assets
- Outsourcing expenses
- Others

Total

	Current year	Previous year
	9.944.884.625	9.758.886.966
	8.852.054.072	8.631.145.670
	762.531.593	890.289.796
	330.298.960	237.451.500
	675.368.063	317.744.441
	50.376.494	259.890.721
	501.531.071	555.097.580
	5.381.582.053	3.903.244.115
Total	16.553.742.306	14.794.863.823

8. General & administration expenses

- Employee costs
 - Wages and salary*
 - Trade union's fees, Social insurance, health insurance, unemployment insurance*
 - Mid-shift meal costs*

	Current year	Previous year
	10.310.388.415	10.142.287.429
	9.589.725.246	9.350.407.811
	549.154.873	649.186.618
	171.508.296	142.693.000

PHARMEDIC PHARMACEUTICAL MEDICINAL JOINT STOCK COMPANY

Address: 367 Nguyen Trai street, Cau Ong Lanh ward, Ho Chi Minh city.

FINANCIAL STATEMENTS

For the three-month period ended 31th March 2026

Raw materials, management tools	1.707.940.414	179.438.015
Depreciation / Amortization of fixed assets	290.205.716	73.088.565
Taxes and duties		6.500.000
Outsourcing expenses	1.344.584.882	1.070.309.696
Others	1.769.781.032	1.901.760.895
Total	15.422.900.459	13.373.384.600

9. Other income		
	Current year	Previous year
Sale of liquidated fixed assets		664.545.455
Sale of raw materials	4.500.800	
Overpayment from customers		
Scrap sales and internship guiding practice for students	41.985.196	
Total	46.485.996	664.545.455

10. Other expenses		
	Current year	Previous year
Sale of raw materials	3.920.868	-
Penalties for administrative violations and others	72.479.907	-
Total	76.400.775	-

11. Current Corporate income tax (CIT) expenses		
	Current year	Previous year
Total pre-tax accounting profit	28.655.897.271	28.374.215.976
- - Increase adjustments	-	-
Taxable income	28.655.897.271	28.374.215.976
Corporate income tax (CIT) rate	20%	20%
Current Corporate income tax (CIT) expenses payable	5.731.179.454	5.674.843.195

12. Gains on stock		
	Current year	Previous year
Accounting profit after corporate income tax	22.924.717.817	22.699.372.781
Profit or loss is allocated for shareholders holding common stock	22.924.717.817	22.699.372.781
Average outstanding common stock during year	9.332.573	9.332.573
Gains on stock (VND/stock)	1.859	1.841

13. Expenses from operating activities by nature		
	Current year	Previous year
Raw materials	52.641.566.385	56.329.220.716
Employee costs	43.701.911.992	38.805.154.106
<i>Wages and salary</i>	37.052.363.252	33.734.380.365
<i>Trade union's fees, Social insurance, health insurance, unemployment insurance</i>	4.820.075.484	3.995.026.241
<i>Mid-shift meal costs</i>	1.829.473.256	1.075.747.500
Tools	9.014.778.055	441.216.653
Depreciation / Amortization of fixed assets	6.183.889.218	2.678.608.905
Outsourcing expenses	10.698.191.830	4.974.365.748
Others	9.744.022.667	6.344.213.397
Total	131.984.360.147	109.572.779.525

PHARMEDIC PHARMACEUTICAL MEDICINAL JOINT STOCK COMPANY

Address: 367 Nguyen Trai street, Cau Ong Lanh ward, Ho Chi Minh city.

FINANCIAL STATEMENTS

For the three-month period ended 31th March 2026

VII. ADDITIONAL INFORMATION FOR ITEMS SHOWN IN THE AGGREGATED STATEMENT OF CASH FLOW (Currency: VND)**Loans to other entities and payments for purchase of debt instruments of other entities**

	Current year	Previous year
Term deposits at banks	(25.000.000.000)	(133.000.000.000)
Total	(25.000.000.000)	(133.000.000.000)

VIII. OTHER INFORMATION**1 Relationship with related parties**

Related parties	Relationship	Contributed capital ratio
Saigon Pharmaceutical Company Limited (SAPHARCO)	Affiliate company	43,44%

2 Transactions during period with related parties

(*) Members of key management are members of the Board of Management, the Board of Directors and Chief Accountant

Transactions with related parties

	Accumulated from the beginning of year to the end of this quarter	
	Current year	Previous year
Saigon Pharmaceutical Company Limited (SAPHARCO)		
Beginning balance	9.451.611.493	15.034.969.582
Sales of finished products	13.221.204.258	9.965.511.302
Proceeds from sale of finished products	14.055.675.524	19.635.878.834
Ending balance of period	8.617.140.227	5.364.602.050
HA NOI BRANCH		
Beginning balance	1.591.544.539	2.366.944.147
Sales of finished products	1.445.879.825	1.052.135.181
Proceeds from sale of finished products	1.932.490.519	3.109.476.356
Ending balance of period	1.104.933.845	309.602.972
DA NANG BRANCH		
Beginning balance		1.356.781.913
Sales of finished products	1.822.335.397	1.098.616.023
Proceeds from sale of finished products	1.152.797.782	1.962.249.167
Ending balance of period	669.537.615	493.148.769
NHA TRANG BRANCH		
Beginning balance	52.944.346	1.117.719.605
Sales of finished products	693.495.261	74.912.313
Proceeds from sale of finished products	307.039.204	1.117.719.605
Ending balance of period	439.400.403	74.912.313
CAN THO BRANCH		
Beginning balance	-	-
Sales of finished products	-	-
Proceeds from sale of finished products	-	-
Ending balance of period	-	-
Pharmedic Pharmaceutical Medicinal JSC - PHARMEDIC		
Beginning balance	-	-
Purchase of raw materials and goods		
Payment to SAPHARCO for purchase of raw materials and goods		

PHARMEDIC PHARMACEUTICAL MEDICINAL JOINT STOCK COMPANY

Address: 367 Nguyen Trai street, Cau Ong Lanh ward, Ho Chi Minh city.

FINANCIAL STATEMENTS

For the three-month period ended 31th March 2026

Ending balance of period

All transactions with affiliated company as related parties are performed through economic contracts.

The selling price of products provided to related parties as well as the purchase price of raw materials from related parties are all made at market prices.

Accounts receivable are unsecured and will be paid in cash. Accounts receivable from related parties for which no provision has been made for doubtful debts.


Approve, 16th April 2026

Prepared by




Trần Mạnh Hùng

Chief Accountant



Nguyễn Diệu Lê

General Director



DS. LÊ VIỆT HÙNG